

**YANMAR DIESEL TRACTOR**  
**KE-140**  
**KE-160**

PARTS CATALOG

NPC-3970



**YANMAR AGRICULTURAL EQUIPMENT CO.,LTD.**


# YOUR PARTS ORDERING

- When placing your parts order with us, Please contact us upon confirming the Model, Part No, Description and Q'ty of the parts you want to order by this parts catalog.  
First look for the illustration of the part you want. Then you can find out the necessary informations by tracing the illustration No., as each illustration corresponds to the parts list on the following page.
- All parts the illustrations of which are not numbered shall not be sold separately.
- You are asked to prepare parts, especially consumable parts in the demand season earlier, as orders will come with a rush in this season.
- Parts other than those due to misshipping on your part shall not be allowed to returned in principle.
- Please surely use YANMAR Genuine Parts in any YANMAR Product.  
(Use of similar goods (parts) on the market causes earlier damage or worsening of performance.)

## HOW TO READ THIS PARTS CATALOG

- In the case where a Ref. No. given in the list does not agree with the corresponding Sketch No. in illustration (no suffix number as shown below), an illustration for such a New Part has been omitted only in the case of a parts change for which Interchangeability Symbol N, R or K is given.

[Example]

Sketch No. in Illustration	Ref. No. in List	
1	1	(Before the change)
	1 	(After the change)
2	2	

- Indication and meaning of level






### Level

- .....A number of dots indicated is called the level which refers to the assembly-component relation of an assembly part.  
(\* \* \*) refers to an assembly part.)
- .. ..Refers to a component included in an assembly part indicated by one dot (\*).
- ... ..Refers to a component included in a complete part indicated by two dots (\*\*).  
(It indicates a sub-component of pertinent assembly part indicated by one dot (\*).)

- Indication and meaning of interchangeability symbol

(Given under the column "I" next to the quantity column in the list)

In the case where a parts change took place, one of the following interchangeability symbols is indicated for that part:

Symbol	Interchangeability	Contents note
N	New  Old	New Part is interchangeable for Old Part but not interchangeable conversely.
P	New  Old	Same as symbol N but supply of Old Part is suspended and New Part is sold in the future.
Q	New  Old	New Part is not interchangeable for Old Part but interchangeable conversely.
R	New  Old	New Part is interchangeable for Old Part and vice versa.
S	New  Old	New Part is not interchangeable for Old Part and vice versa.
W		Part newly added.
Z		Part discontinued.
F		Not interchangeable by single part but interchangeable by set of the related parts.
K		Changed only in quantity used.

- Remarks ..... (column "R" given at the right end of the list)  
9-1) A numerical or alphabetic character (symbol) may be indicated under the column "R".  
9-2) A comment (remarks) for a part in question is given at the lower part of the list, following a symbol identical to the aftermentioned symbol when a symbol is indicated under the column "R".

- Virtual No. in illustration

A Sketch No. in illustration containing an encircled numeral indicates other related Group No.

[Example]

③ - 1	Group No. 3	indicated.
	Ref. No. 1	

- Change Effective Machine No.

When a part is changed, a Change Effective Machine No. of such a model for which a New Part is applied is indicated as follows:

[Example] Model columns A ~ F

(Model indication is given in two kinds, namely, 4-model and 6-model indications.)  
correspond to A ~ F in front of Change Effective Machine No..

### 4-model Indication

(A) =
(B) =
(C) =
(D) =

### 6-model Indication

(A) =	(D) =
(B) =	(E) =
(C) =	(F) =

[Example] A=F610001 B=F612001

Model column A indicates that a parts change is put into effect from Machine No. 610001 and on. And moreover Model column B indicates that a parts change is put into effect from

Machine No. 612001 and on.

[Classification]

E	..... Engine No.	indicated.
F	..... Machine Body No.	
R	..... Rotary Unit No.	

- Additional Group No. found in the Revised Edition

Kindly understand that a Group No. other than consecutive numbers has been entered in the case where the corresponding Group is added within the pertinent Section.

[Example]

Section

BODY SECTION

Group No.

Group name

- ENGINE FIXTURE & BATTERY
- FRAME & HYDRAULIC PUMP
- BEVEL GEAR CASE
- TRANSM. CASE & RUNNING CLUTCH
- CONTROL LEVERS
- CRAWLER
- ENGINE FIXTURE & BATTERY (Group added for the YSR1300-N)
- CONTROL LEVERS (Group added for the YSR1300-N)

SNOW REMOVAL SECTION

- CHUTE
- SNOW REMOVAL FRAME & BLOWER

Additional Groups are indicated.

Owing to the improvement of YANMAR Product involved or its parts, the contents of this Parts Catalog may be altered without prior notice to you.

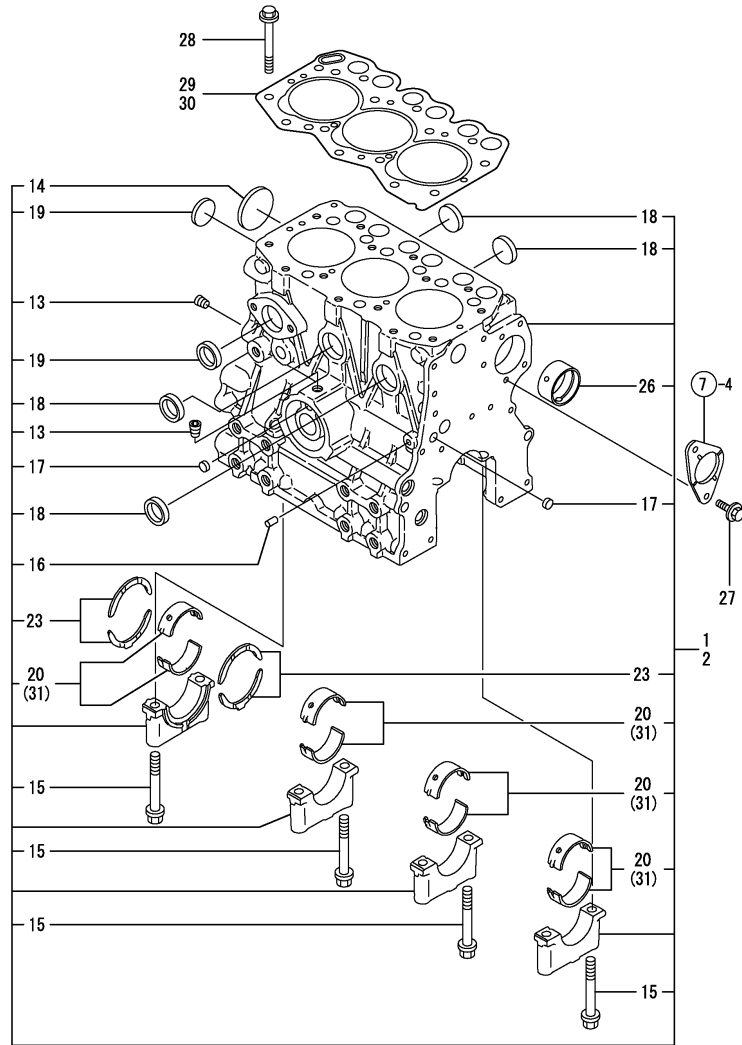
## Specifications:

Model		Ke-140		Ke-160				
Overall Dimensions	Length	mm	2340					
	Width (*)	mm	835, 885, 935		955, 1005, 1055			
	Height with foldable ROPS (*)	mm	2145		2170			
	Wheel base	mm	1207					
	Front tread (*)	mm	760		765			
	Rear tread (*)	mm	665, 715, 765		750, 800, 850			
	Ground clearance (*)	mm	225		245			
Weight (with foldable ROPS) (*)		kg	565		580			
Engine	Model		3TN66		3TNE68			
	Type		4-cycle, water-cooled Diesel					
	Output	SAE, Gross	kW(PS)/rpm	10.3(14)/2600		11.8(16)/2500		
		DIN, Net	kW(PS)/rpm	9.6(13)/2600		10.7(14.5)/2500		
	Number of Cylinders		3					
	Displacement		cc	659		784		
Fuel Tank Capacity		lit.	13					
Steering		Ball-nut						
Brake		Wet Disc						
Clutch		Dry, single disk, mechanical						
Transmission	Type		Collar Shift					
	Max. speed (*)		km/hr	13		13.2		
Rear PTO	Speed		rpm	540 at engine 2130 rpm		540 at engine 2310 rpm		
	Type		Transmission driven PTO (SAE 1-3/8)					
Hydraulic		Type of control		Position control				
Hitch	Type		3-point hitch					
	Category		Category 0					
	Lifting Capacity		511					
Tire			Standard	Optional		Standard	Optional	
	Front		4.5-10	20X8.00-10	—	5-12	20X8.00-10	5.00-12
	Rear		7-16	212/80-15	—	8-16	212/80-15	8-18

Note : All data are subject to change without notice

(\*): Equipped with standard tires

Fig.1. CYLINDER BLOCK



NPC-3970 1. CYLINDER BLOCK

(A)=3TN66-UTR  
(B)=3TNE68-UTR  
(C)=

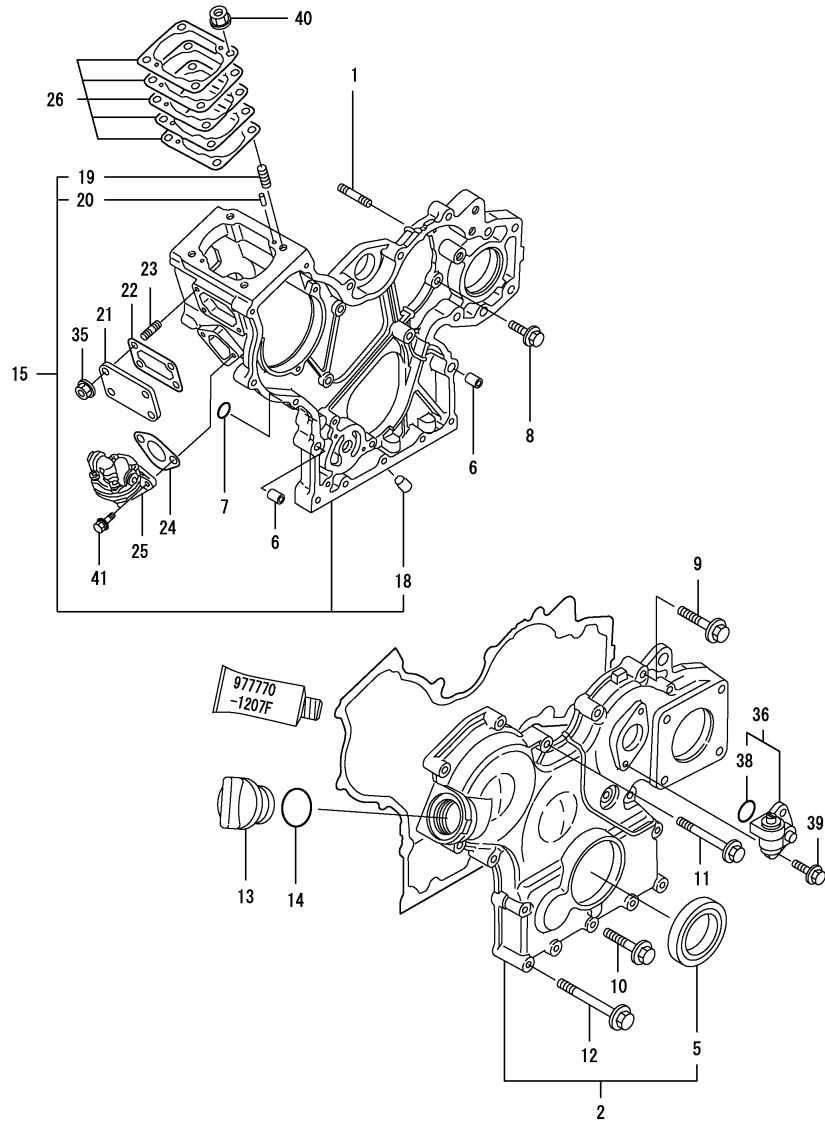
(D)=  
(E)=  
(F)=

REF.	LEV.	PARTS NO.	DESCRIPTION	Q'TY						I	R
				(A)	(B)	(C)	(D)	(E)	(F)		
1	1	719270-01560	BLOCK ASSY, CYLINDER	1							
2	1	719265-01560	BLOCK ASSY, CYLINDER		1						
13	2	124060-01050	PLUG PT1/8	2	2						
14	2	119265-01250	PLUG 40	1	1						
15	2	119260-02020	BOLT	8	8						
16	2	27221-060100	PLUG 6X10	1	1						
17	2	27241-100000	PLUG 10	2	2						
18	2	27241-250000	PLUG 25	4	4						
19	2	27241-300000	PLUG 30	2	2						
20	2	119260-02800	MAIN BEARING	4	4						
23	2	119260-02930	THRUST BEARING	2	2						
26	2	119266-02410	BUSH	1	1						
27	1	26106-060122	BOLT M 6X 12 PLATED	2	2						
28	1	119266-01200	STUD, CYL. HEAD	14	14						
29	1	119225-01340	GASKET, (NON-ASB.)	1							
30	1	119265-01341	GASKET, CYL. HEAD		1						
31	1	719260-02870	MAIN BEARING US=0.25	4	4						1

Remarks

(1) UNDER-SIZE(U.S=0.25)PART.  
(REMARKS)"EFFECTIVE MACHINE NO." OF  
ENGINE IS INDICATED ON THE  
ENGINE LABEL WHICH IS SHOWN  
IN FIG.4.

Fig.2. GEAR HOUSING



NPC-3970 2. GEAR HOUSING

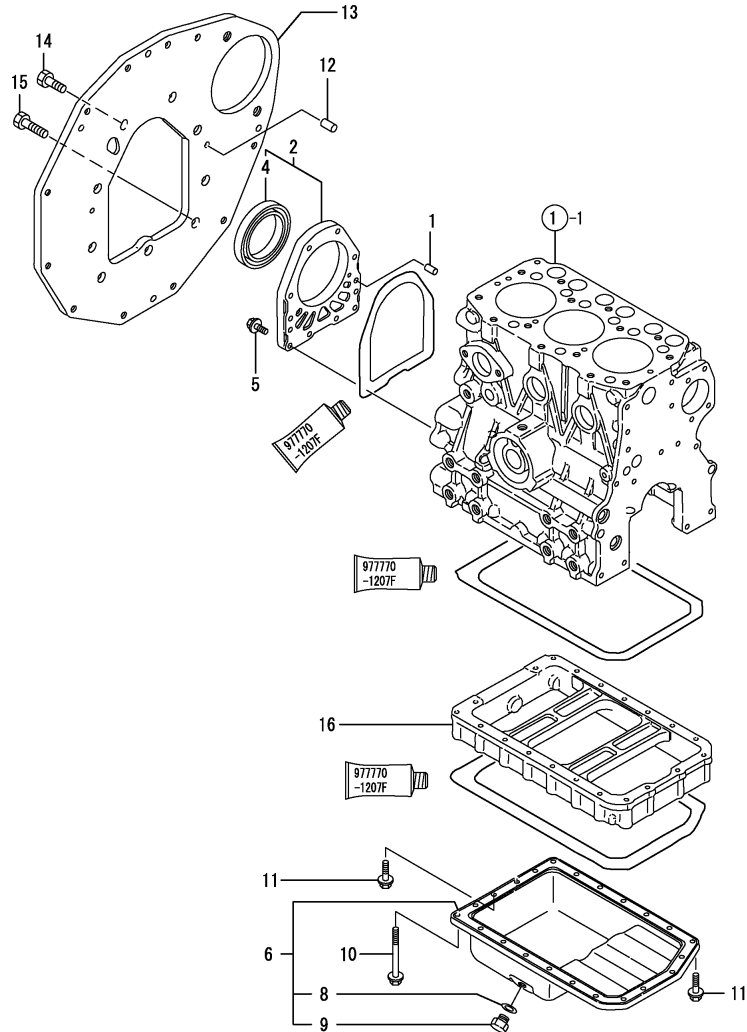
(A)=3TN66-UTR  
(B)=3TNE68-UTR  
(C)=

(D)=  
(E)=  
(F)=

REF.	LEV.	PARTS NO.	DESCRIPTION	Q'TY						I	R
				(A)	(B)	(C)	(D)	(E)	(F)		
1	1	121450-01560	STUD M 8X 22	1	1						
2	1	119263-01590	COVER ASSY,GEAR CASE	1	1						
5	2	119620-01800	SEAL, OIL	1	1						
6	1	119660-01911	PIPE, KNOCK	4	4						
7	1	119624-32040	O-RING P 12.0	2	2						
8	1	26106-060162	BOLT M 6X 16 PLATED	6	6						
9	1	26106-060302	BOLT M 6X 30 PLATED	4	4						
10	1	26106-060402	BOLT M 6X 40 PLATED	3	3						
11	1	26106-060502	BOLT M 6X 50 PLATED	3	3						
12	1	26106-060652	BOLT M 6X 65 PLATED	6	6						
13	1	124160-01751	COVER,FILLER	1	1						
14	1	24311-000320	O-RING 1A P-32.0	1	1						
15	1	119263-01490	HOUSING ASSY, GEAR	1	1						
18	2	119260-01510	PLUG	1	1						
19	2	121450-01560	STUD M 8X 22	4	4						
20	2	22351-040010	SPRING PIN 4X10	2	2						
21	1	119660-01551	COVER	1	1						
22	1	119660-01562	GASKET, (NON-ASB.)	1	1						
23	1	119660-01570	STUD M6X12	4	4						
24	1	121520-01851	GASKET, (NON-ASB.)	1	1						
25	1	119668-52020	PUMP ASSY, FUEL FEED	1	1						
26	1	119623-01950	SHIM PACK	1	1						
35	1	26366-060002	NUT M 6	4	4						
36	1	129150-91400	GEAR UNIT,TACHOMETER	1	1						
38	2	24341-000240	O-RING 1A S-24.0	1	1						
39	1	26106-060162	BOLT M 6X 16 PLATED	2	2						
40	1	194990-22050	NUT W/WASHER 8	4	4						
41	1	26014-060202	BOLT M 6X 20	2	2						

Remarks  
(REMARKS)"EFFECTIVE MACHINE NO." OF  
ENGINE IS INDICATED ON THE  
ENGINE LABEL WHICH IS SHOWN  
IN FIG.4.

Fig.3. MOUNTING FLANGE & OIL SUMP



NPC-3970 3. MOUNTING FLANGE & OIL SUMP

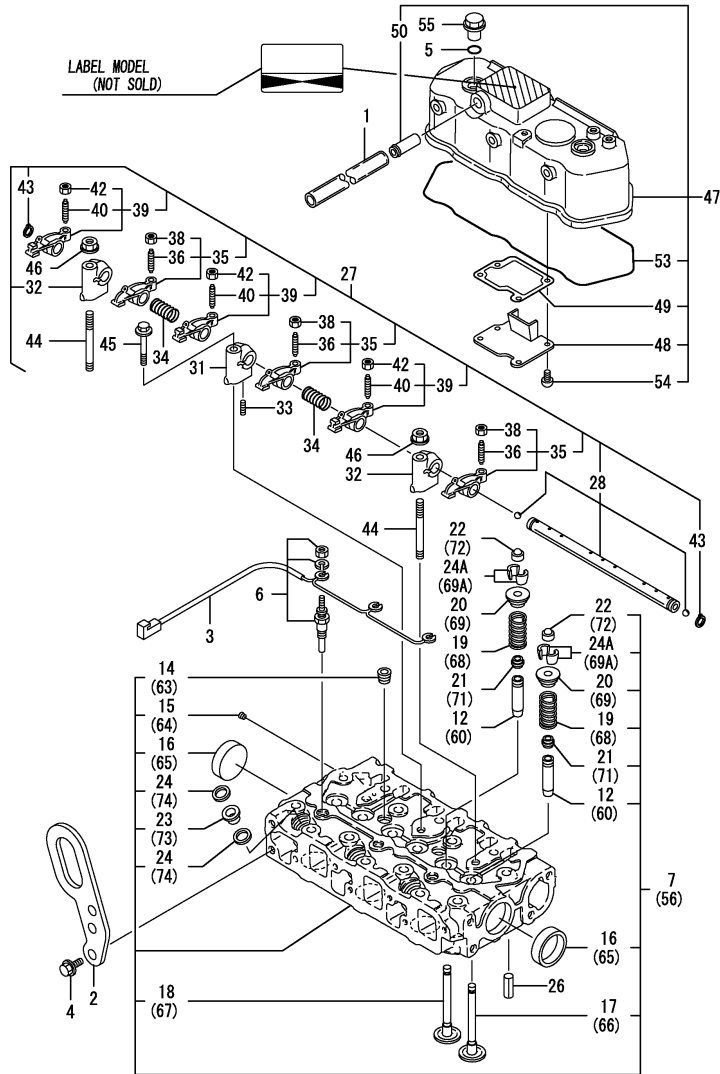
(A)=3TN66-UTR  
(B)=3TNE68-UTR  
(C)=

(D)=  
(E)=  
(F)=

REF.	LEV.	PARTS NO.	DESCRIPTION	Q'TY						I	R
				(A)	(B)	(C)	(D)	(E)	(F)		
1	1	119620-01620	PARALLEL PIN 6X10	2	2						
2	1	119660-01640	CASE ASSY, OIL SEAL	1	1						
4	2	124085-02220	SEAL, OIL	1	1						
5	1	26106-060222	BOLT M 6X 22 PLATED	10	10						
6	1	119462-01770	SUMP ASSY, LUB. OIL	1	1						
8	2	22190-120002	SEAL WASHER 12	1	1						
9	2	129054-01640	DRAIN PLUG	1	1						
10	1	26106-060452	BOLT M 6X 45 PLATED	20	20						
11	1	26106-060122	BOLT M 6X 12 PLATED	3	3						
12	1	129100-01580	PARALLEL PIN 8X16	2	2						
13	1	119462-01602	FLANGE, MOUNTING	1	1						
14	1	26206-100202	BOLT M10X20	6	6						
15	1	26206-100252	BOLT M10X25	3	3						
16	1	119454-01721	SPACER, OIL SUMP	1	1						

Remarks  
(REMARKS)"EFFECTIVE MACHINE NO." OF  
ENGINE IS INDICATED ON THE  
ENGINE LABEL WHICH IS SHOWN  
IN FIG.4.

Fig.4. CYLINDER HEAD & BONNET



Remarks  
 (1) REPAIR PART.  
 (REMARKS)"EFFECTIVE MACHINE NO." OF  
 ENGINE IS INDICATED ON THE  
 ENGINE LABEL WHICH IS SHOWN  
 IN FIG.4.

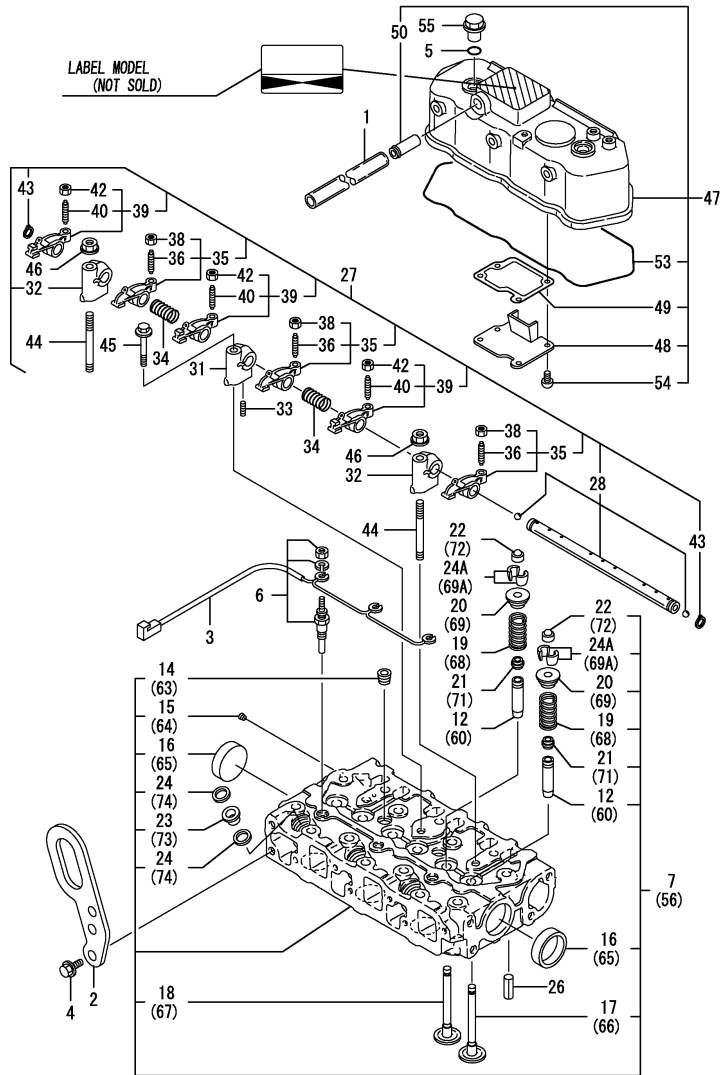
NPC-3970 4. CYLINDER HEAD & BONNET

(A)=3TN66-UTR  
 (B)=3TNE68-UTR  
 (C)=

(D)=  
 (E)=  
 (F)=

REF.	LEV.	PARTS NO.	DESCRIPTION	Q'TY						I	R
				(A)	(B)	(C)	(D)	(E)	(F)		
1	1	23065-120500	PIPE, VINYL 12X 500	1	1						
2	1	119260-07900	LIFTER, ENGINE	1	1						
1	2-1	119626-07900	LIFTING, ENGINE	1	1						N
		(A=E88124) (B=EB9504)									
3	1	119645-77820	CONNECTOR, GLOW PLUG	1	1						
4	1	26106-080122	BOLT M 8X 12 PLATED	2	2						
5	1	24311-000120	O-RING 1A P 12.0	2	2						
6	1	129155-77801	PLUG, GLOW	3	3						
7	1	719260-11700	HEAD ASSY, CYLINDER	1							
12	2	119260-11800	GUIDE, VALVE	6							1
14	2	23876-030000	PLUG PT3/8,SCREW	2							
15	2	27221-050080	PLUG 5X 8	1							
16	2	27241-350000	PLUG 35	2							
17	2	119260-11100	VALVE, SUCTION	3							
18	2	119260-11110	VALVE, EXHAUST	3							
19	2	114250-11120	SPRING, VALVE	6							
20	2	114250-11180	RETAINER, SPRING	6							
21	2	119260-11340	SEAL, VALVE STEM	6							
22	2	119260-11370	CAP, VALVE	6							
23	2	119600-11450	PROTECTOR, NOZZLE	3							
24	2	119600-11460	GASKET, NOZZLE	6							
1	24A	27310-055001	COTTER	6							W
		(A=EXXX)									
26	1	22351-060012	SPRING PIN 6X12	2	2						
27	1	119260-11200	SUPPORT ASSY, ARM	1	1						
28	2	119260-11240	SHAFT ASSY, ARM	1	1						
31	2	119260-11260	SUPPORT, ROCKER ARM	1	1						
32	2	119265-11260	SUPPORT, ROCKER ARM	2	2						
33	2	119260-11270	SCREW	1	1						
34	2	119260-11280	SPRING	2	2						
35	2	719260-11650	ARM ASSY, ROCKER	3	3						
36	3	105010-11230	SCREW, VALVE	3	3						
38	3	26756-060002	LOCK NUT 6	3	3						
39	2	719260-11660	ARM ASSY, ROCKER	3	3						
40	3	105010-11230	SCREW, VALVE	3	3						
42	3	26756-060002	LOCK NUT 6	3	3						
43	2	22242-000100	CIRCLIP 10	2	2						
44	1	119620-11350	STUD	2	2						
45	1	26106-080452	BOLT M 8X 45 PLATED	1	1						
46	1	26306-080002	NUT	2	2						
47	1	119668-11331	BONNET ASSY	1	1						
48	2	119260-03020	PLATE, SHELTER	1	1						
49	2	119260-03031	GASKET, (NON-ASB.)	1	1						
50	2	118400-03060	JOINT, BREATHER	1	1						
53	2	119260-11310	GASKET, BONNET	1	1						
54	2	22857-500100	SCREW 5X10,TAPPING	4	4						
55	1	124160-11360	KNOB	2	2						
56	1	119265-11700	HEAD ASSY, CYLINDER	1							
60	2	119260-11800	GUIDE, VALVE	6							1
63	2	23876-030000	PLUG PT3/8,SCREW	2							
64	2	27221-050080	PLUG 5X 8	1							

Fig.4. CYLINDER HEAD & BONNET



NPC-3970 4. CYLINDER HEAD & BONNET

(A)=3TN66-UTR  
(B)=3TNE68-UTR  
(C)=

(D)=  
(E)=  
(F)=

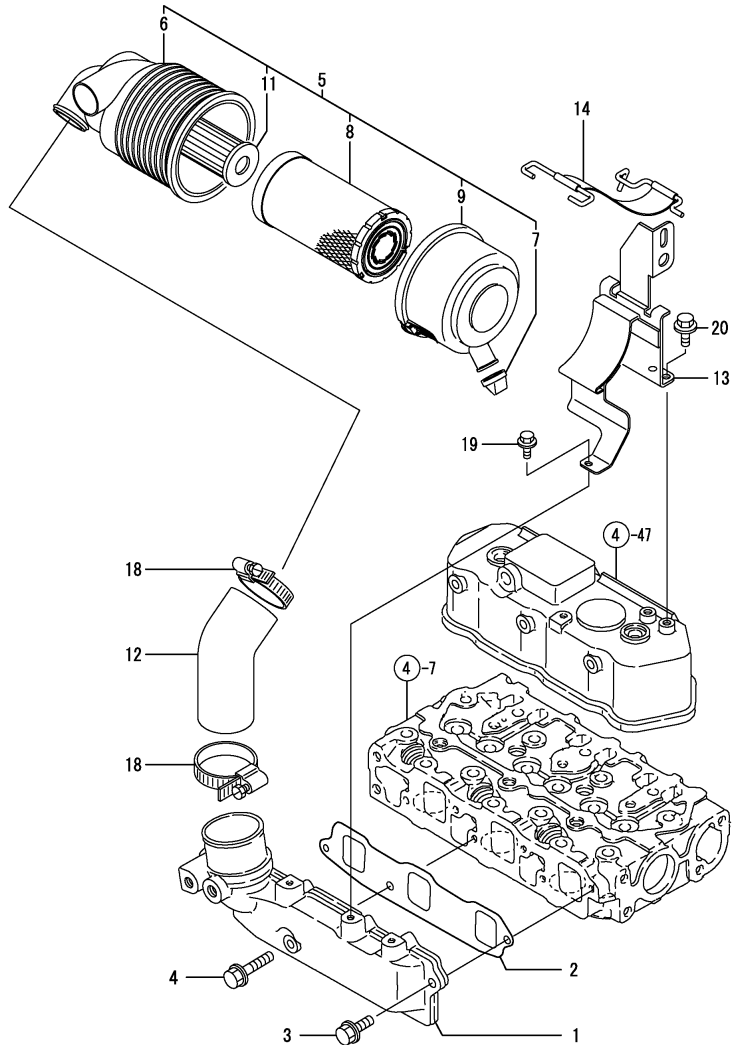
REF.	LEV.	PARTS NO.	DESCRIPTION	Q'TY						I	R
				(A)	(B)	(C)	(D)	(E)	(F)		
65	2	27241-350000	PLUG 35		2						
66	2	119260-11100	VALVE, SUCTION		3						
67	2	119260-11110	VALVE, EXHAUST		3						
68	2	114250-11120	SPRING, VALVE		6						
69	2	114250-11180	RETAINER, SPRING		6						
I	69A	2	27310-055001	COTTER		6					W
(B=EXXX)											
71	2	119260-11340	SEAL, VALVE STEM		6						
72	2	119260-11370	CAP, VALVE		6						
73	2	119600-11450	PROTECTOR, NOZZLE		3						
74	2	119600-11460	GASKET, NOZZLE		6						

Remarks

(1) REPAIR PART.  
(REMARKS)"EFFECTIVE MACHINE NO." OF  
ENGINE IS INDICATED ON THE  
ENGINE LABEL WHICH IS SHOWN  
IN FIG.4.



Fig.5. SUCTION MANIFOLD & AIR CREANER



NPC-3970 5. SUCTION MANIFOLD & AIR CREANER

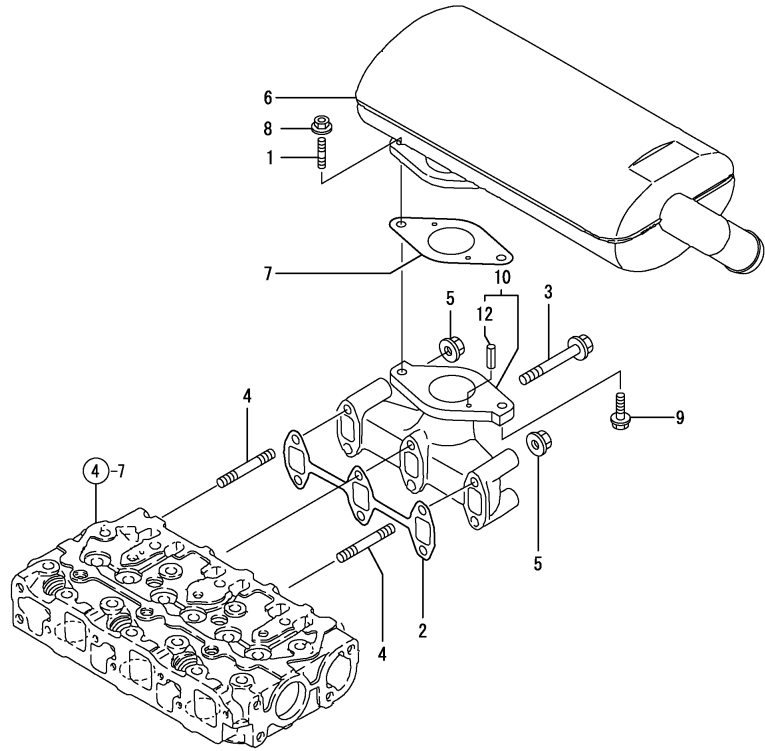
(A)=3TN66-UTR  
(B)=3TNE68-UTR  
(C)=

(D)=  
(E)=  
(F)=

REF.	LEV.	PARTS NO.	DESCRIPTION	Q'TY						I	R
				(A)	(B)	(C)	(D)	(E)	(F)		
1	1	119275-12101	MANIFOLD, INTAKE	1	1						
2	1	119270-12110	GASKET, SUC.MANIFOLD	1	1						
3	1	26106-060162	BOLT M 6X 16 PLATED	2	2						
4	1	26106-060282	BOLT M 6X 28 PLATED	1	1						
5	1	119668-12510	AIR CLEANER	1	1						
6	2	119668-12520	CANISTER	1	1						
7	2	119808-12540	VALVE, UNLOADER	1	1						
8	2	119655-12560	ELEMENT	1	1						
9	2	105027-12570	COVER, AIR CREANER	1	1						
11	2	119233-12700	ELEMENT, SAFETY	1	1						
12	1	119462-12550	PIPE,SUCTION	1	1						
13	1	119668-12600	SUPPORT,AIR CLEANER	1	1						
14	1	119865-12600	STAY	1	1						
18	1	23000-054000	CLAMP 54	2	2						
19	1	26106-060122	BOLT M 6X 12 PLATED	1	1						
20	1	26106-080122	BOLT M 8X 12 PLATED	2	2						

Remarks  
(REMARKS)"EFFECTIVE MACHINE NO." OF  
ENGINE IS INDICATED ON THE  
ENGINE LABEL WHICH IS SHOWN  
IN FIG.4.

Fig.6. EXHAUST MANIFOLD & SILENCER



NPC-3970 6. EXHAUST MANIFOLD & SILENCER

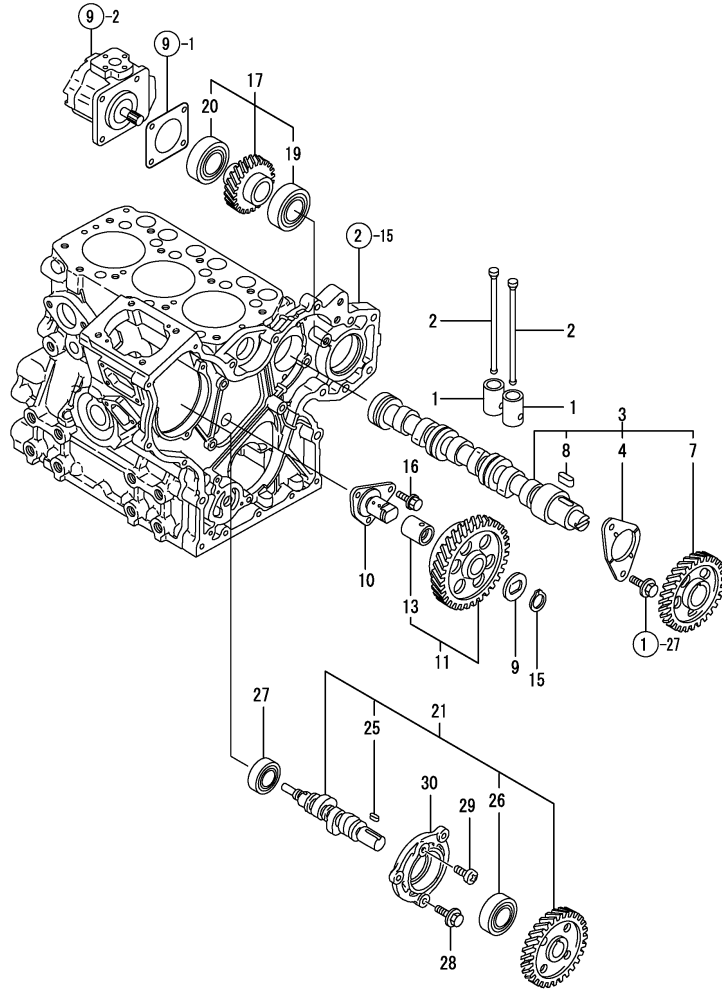
(A)=3TN66-UTR  
(B)=3TNE68-UTR  
(C)=

(D)=  
(E)=  
(F)=

REF.	LEV.	PARTS NO.	DESCRIPTION	Q'TY						I	R
				(A)	(B)	(C)	(D)	(E)	(F)		
1	1	119131-18320	BOLT M 8X 22	1	1						
2	1	119260-13110	GASKET, EXH.MANIFOLD	1	1						
3	1	119265-13860	BOLT M 6X 55 PLATED	4	4						
4	1	119265-13820	STUD M 6X 70 PLATED	2	2						
5	1	119265-13800	NUT M 6	2	2						
6	1	119626-13510	SILENCER	1	1						
7	1	129107-13540	PACKING,SILENCER GSK	1	1						
8	1	26306-080002	NUT	1	1						
9	1	26106-080352	BOLT M 8X 35 PLATED	1	1						
10	1	119668-13200	MANIFOLD, EXHAUST	1	1						
12	2	22351-040012	SPRING PIN 4X12	1	1						

Remarks  
(REMARKS)"EFFECTIVE MACHINE NO." OF  
ENGINE IS INDICATED ON THE  
ENGINE LABEL WHICH IS SHOWN  
IN FIG.4.

Fig.7. CAMSHAFT & DRIVING GEAR



NPC-3970 7. CAMSHAFT & DRIVING GEAR

(A)=3TN66-UTR  
(B)=3TNE68-UTR  
(C)=

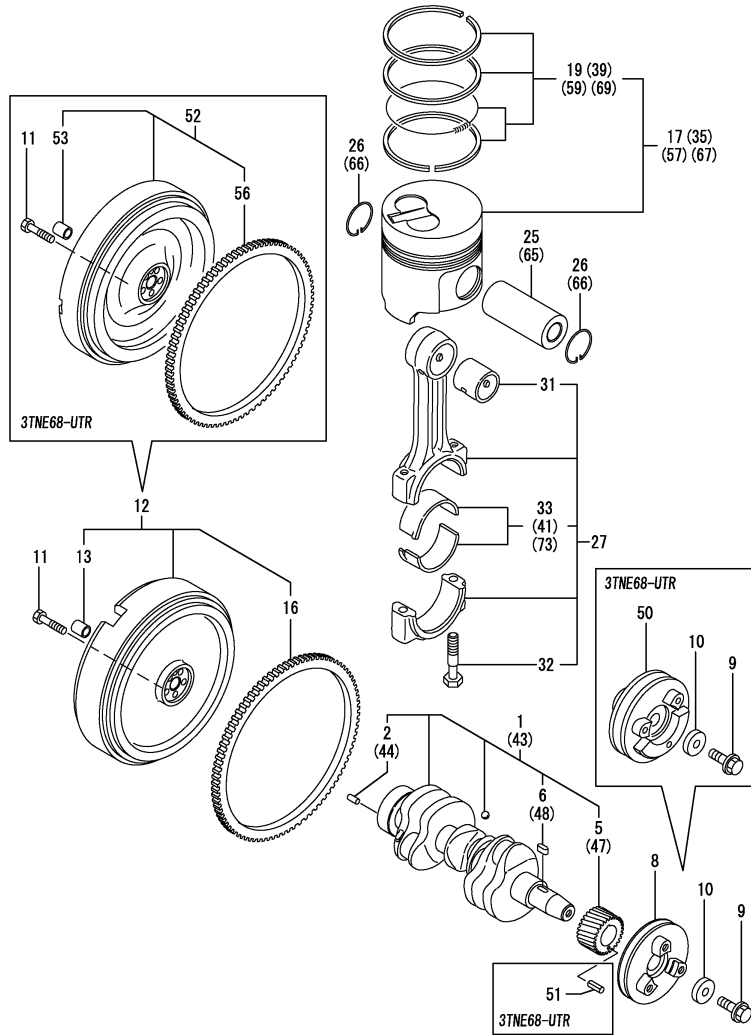
(D)=  
(E)=  
(F)=

REF.	LEV.	PARTS NO.	DESCRIPTION	Q'TY						I	R
				(A)	(B)	(C)	(D)	(E)	(F)		
1	1	119260-14200	TAPPET	6	6						
2	1	119260-14400	ROD, PUSH	6	6						
3	1	119260-14580	CAMSHAFT ASSY	1	1						
4	2	119620-02450	BEARING, THRUST	1	1						
7	2	119260-14100	GEAR, CAMSHAFT	1	1						
8	2	22512-040120	KEY 4X 12	1	1						
9	1	119660-25022	RETAINER, IDLE GEAR	1	1						
10	1	119660-25052	SHAFT, IDLE GEAR	1	1						
11	1	119260-25100	GEAR W/BUSH, IDLE	1	1						
13	2	119620-25912	BUSH	1	1						1
15	1	22242-000200	CIRCLIP 20	1	1						
16	1	26106-060122	BOLT M 6X 12 PLATED	3	3						
17	1	119263-26001	GEAR ASSY, HYDR.PUMP	1	1						
19	2	129350-26490	BALL BEARING	1	1						
20	2	24104-060054	BALL BEARING	1	1						
21	1	119225-14200	CAM ASSY, F.I. PUMP	1	1						
25	2	22512-040120	KEY 4X 12	1	1						
26	2	24102-063034	BALL BEARING 6303U	1	1						
27	1	24101-062034	BALL BEARING	1	1						
28	1	26106-060162	BOLT M 6X 16 PLATED	3	3						
29	1	26587-080102	SCREW M 8X 10	1	1						
30	1	119660-01821	BEARING, FUEL CAM.	1	1						

Remarks

(1) REPAIR PART.  
(REMARKS)"EFFECTIVE MACHINE NO." OF  
ENGINE IS INDICATED ON THE  
ENGINE LABEL WHICH IS SHOWN  
IN FIG.4.

Fig.8. CRANKSHAFT & PISTON



Remarks  
 (1) REPAIR PART.  
 (2) OVER-SIZE(O.S=0.25)PART.  
 (3) UNDER-SIZE(U.S=0.25)PART.  
 (REMARKS)"EFFECTIVE MACHINE NO." OF ENGINE IS INDICATED ON THE ENGINE LABEL WHICH IS SHOWN IN FIG.4.

NPC-3970 8. CRANKSHAFT & PISTON

(A)=3TN66-UTR  
 (B)=3TNE68-UTR  
 (C)=

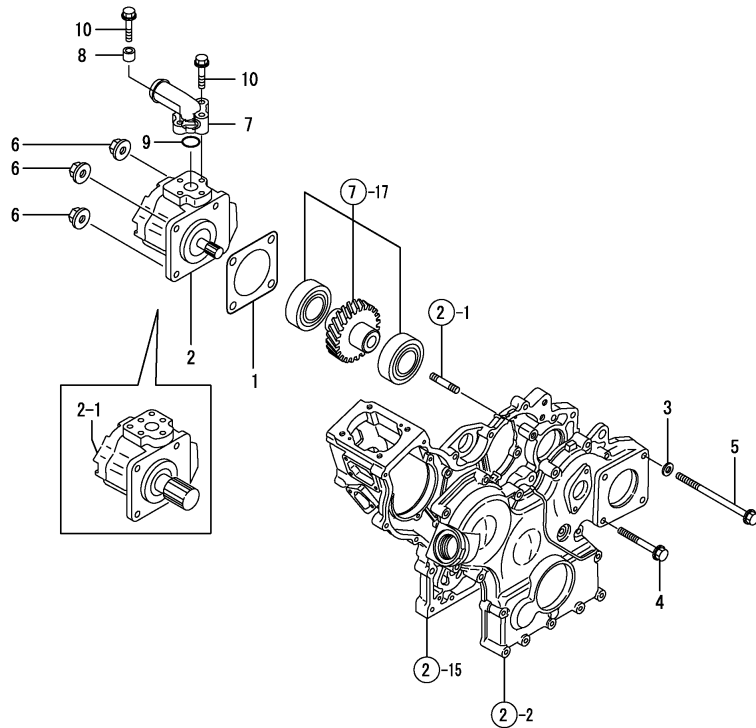
(D)=  
 (E)=  
 (F)=

REF.	LEV.	PARTS NO.	DESCRIPTION	Q'TY						I	R
				(A)	(B)	(C)	(D)	(E)	(F)		
1	1	719260-21700	CRANKSHAFT ASSY	1							
2	2	129100-01580	PARALLEL PIN 8X16	1							
5	2	119260-21200	GEAR, CRANKSHAFT	1							
6	2	22512-040120	KEY 4X 12	1							
8	1	119230-21651	V-PULLEY	1							
9	1	119621-21680	BOLT M12X1.25,FLANGE	1	1						
10	1	119620-21941	WASHER	1	1						
11	1	105225-21501	BOLT, FLYWHEEL	5	5						
12	1	119462-21591	FLYWHEEL ASSY	1							
13	2	124950-21230	BUSH	1							
16	2	124060-21600	GEAR, RING	1							
17	1	119270-22091	PISTON W/RING	3							
19	2	719270-22501	RING SET	3							
25	1	119260-22300	PIN, PISTON	3							
26	1	105225-22400	CIRCLIP	6							
27	1	119265-23100	ROD ASSY, CONNECTING	3	3						
31	2	119260-73910	BUSH, PISTON PIN	3	3						1
32	2	119265-23200	BOLT, ROD	6	6						
33	2	719260-23600	BEARING, CRANKPIN	3	3						
35	1	719270-22820	PISTON W/RING OS=.25	3							2
37	2	719270-22541	RING SET O.S=0.25	3							2
41	1	719260-23610	BEARING,PIN U.S=0.25	3							3
43	1	119265-21700	CRANKSHAFT ASSY		1						
44	2	129100-01580	PARALLEL PIN 8X16		1						
47	2	119260-21200	GEAR, CRANKSHAFT		1						
48	2	22512-040120	KEY 4X 12		1						
50	1	119233-21660	PULLY, CRANKSHAFT		1						
51	1	22351-030010	SPRING PIN 3X10		1						
52	1	119668-21590	FLYWHEEL ASSY		1						
53	2	124950-21230	BUSH		1						
56	2	124060-21600	GEAR, RING		1						
57	1	119265-22601	PISTON W/RINGS		3						
59	2	119265-22500	RING SET		3						
65	1	119265-22300	PIN, PISTON		3						
66	1	22252-000200	CIRCLIP 20		6						
67	1	119265-22930	PISTON W/RING OS=.25		3						2
69	2	119265-22950	RING SET O.S=0.25		3						2
73	1	719260-23610	BEARING,PIN U.S=0.25		3						3

Fig.9. HYDRAULIC PUMP

(A)=3TN66-UTR  
 (B)=3TNE68-UTR  
 (C)=

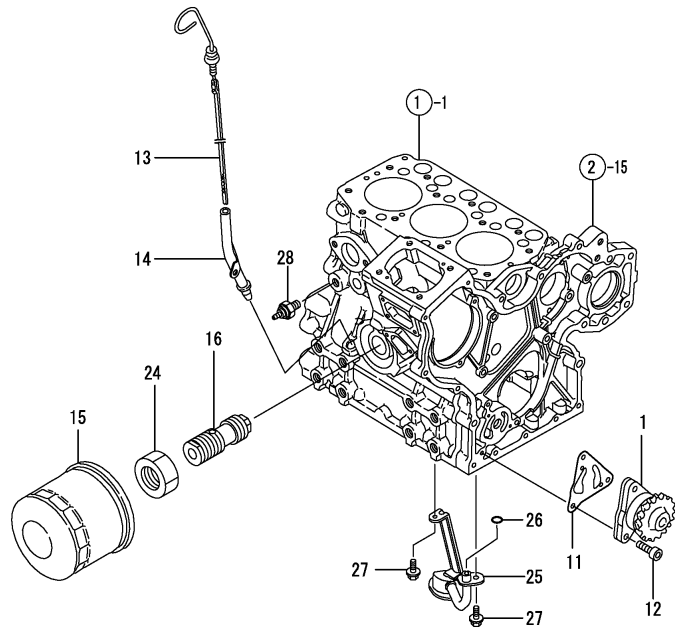
(D)=  
 (E)=  
 (F)=



REF.	LEV.	PARTS NO.	DESCRIPTION	Q'TY						I	R
				(A)	(B)	(C)	(D)	(E)	(F)		
1	1	124240-01883	GASKET, (NON-ASB.)	1	1						
2	1	119668-26000	PUMP ASSY,LUB.OIL	1	1						
I	2-1	119668-26010	PUMP, HYD.OIL	1	1						S
		(A=E86421) (B=EA3117)									
I	2-2	119668-26011	PUMP, HYD.OIL	1	1						N
		(A=*2006.08) (B=ED0116)									
3	1	22137-080000	WASHER 8, POLISHED	2	2						
4	1	26106-080702	BOLT M 8X 70 PLATED	1	1						
5	1	26116-081302	BOLT M 8X130 PLATED	2	2						
6	1	26306-080002	NUT	4	4						
7	1	119668-26610	FLANGE	1	1						
8	1	119668-26690	SPACER, FLANGE	1	1						
9	1	24311-000200	O-RING 1A P-20.0	1	1						
10	1	26106-060302	BOLT M 6X 30 PLATED	3	3						

Remarks  
 (REMARKS)"EFFECTIVE MACHINE NO." OF ENGINE IS INDICATED ON THE ENGINE LABEL WHICH IS SHOWN IN FIG.4.

Fig.10. LUBRICATION OIL SYSTEM



NPC-3970 10. LUBRICATION OIL SYSTEM

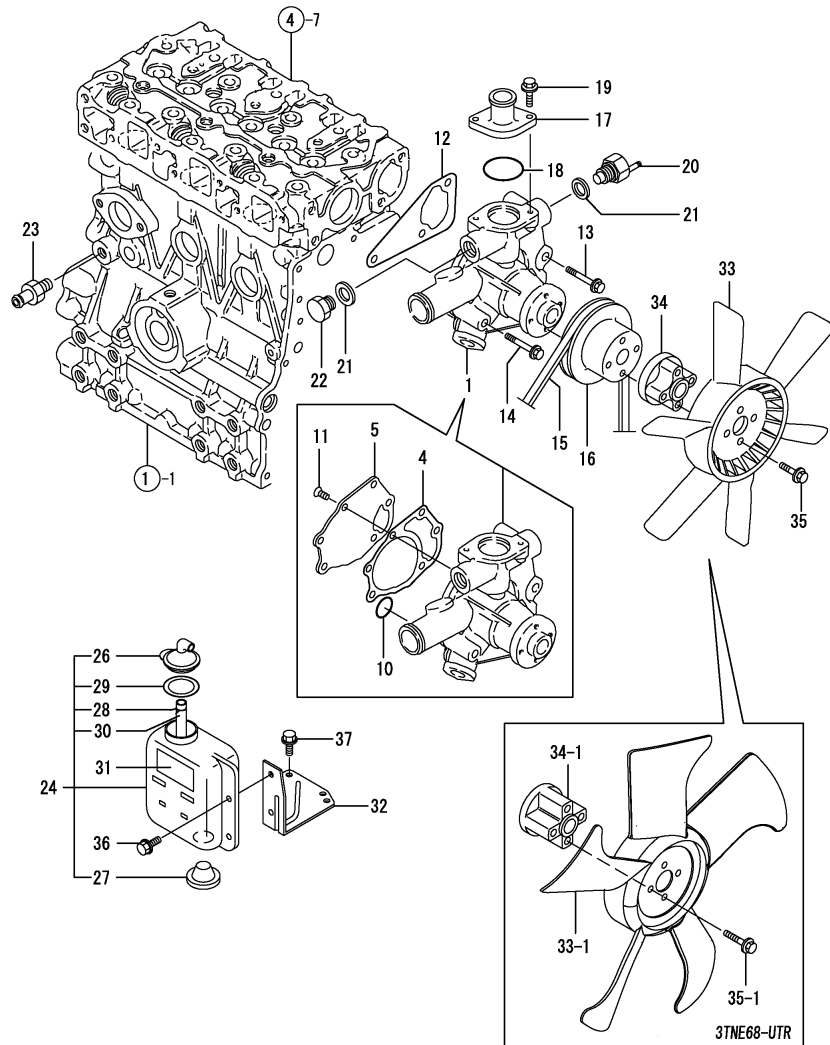
(A)=3TN66-UTR  
(B)=3TNE68-UTR  
(C)=

(D)=  
(E)=  
(F)=

REF.	LEV.	PARTS NO.	DESCRIPTION	Q'TY						I	R
				(A)	(B)	(C)	(D)	(E)	(F)		
1	1	119260-32000	PUMP ASSY, LUB. OIL	1	1						
11	1	119660-32020	GASKET, L.O.PUMP	1	1						
12	1	26450-060202	BOLT M 6X 20	3	3						
13	1	119462-34800	DIPSTICK	1	1						
14	1	119860-34810	GUIDE, DIPSTICK	1	1						
15	1	119305-35150	FILTER, LUB. OIL	1	1						
I	15-1	119305-35151	FILTER ASSY, LUB.OIL	1	1						R
		(A=E86421) (B=E99031)									
I	15-2	119305-35160	FILTER ASSY, LUB.OIL	1	1						R
		(A=E88209) (B=EC1043)									
16	1	119225-35300	VALVE ASSY,OIL PRESS	1	1						
24	1	129150-35350	NUT	1	1						
25	1	119462-35080	PIPE ASSY, L.O.INLET	1	1						
26	1	119209-35030	O-RING	1	1						
27	1	26106-060122	BOLT M 6X 12 PLATED	2	2						
I	27-1	26106-060102	BOLT 6X 10 PLATED	2	2						N
		(A=EXXX) (B=EXXX)									
28	1	114250-39450	SWITCH,(0.5KG)L.O.	1	1						

Remarks  
(REMARKS)"EFFECTIVE MACHINE NO." OF  
ENGINE IS INDICATED ON THE  
ENGINE LABEL WHICH IS SHOWN  
IN FIG.4.

Fig.11. COOLING WATER SYSTEM



NPC-3970 11. COOLING WATER SYSTEM

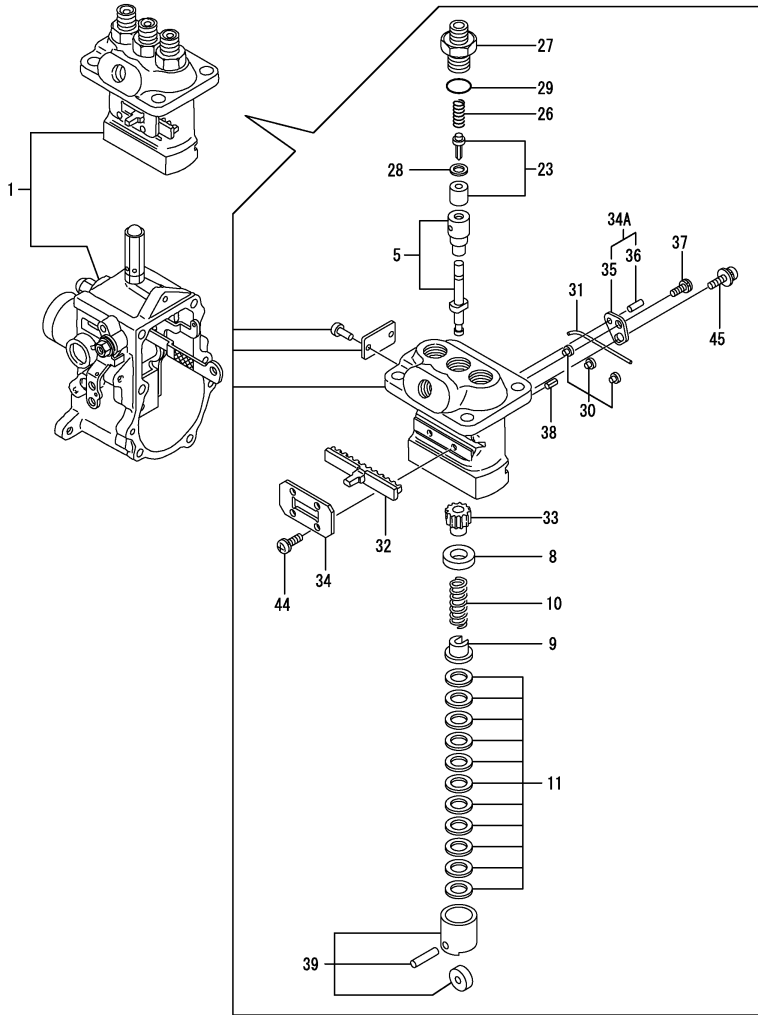
(A)=3TN66-UTR  
(B)=3TNE68-UTR  
(C)=

(D)=  
(E)=  
(F)=

REF.	LEV.	PARTS NO.	DESCRIPTION	Q'TY						I	R
				(A)	(B)	(C)	(D)	(E)	(F)		
1	1	119260-42003	PUMP ASSY, C. WATER	1	1						
I	1-1	119260-42004	PUMP ASSY, C.W.	1	1						R
		(A=E90917) (B=E90917)									
I	4	2 119285-42052	GASKET	1	1						
I	4-1	2 119285-42051	GASKET, WATER PUMP	1	1						N
		(A=E86421) (B=E94072)									
I	5	2 119285-42120	PLATE	1	1						
	10	2 119209-42320	O-RING P21	1	1						
I	11	2 26577-060122	SCREW M 6X 12	3	3						
	12	1 119260-42021	GASKET, C.W.	1	1						
	13	1 26106-080452	BOLT M 8X 45 PLATED	2	2						
	14	1 26106-080402	BOLT M 8X 40 PLATED	1	1						
	15	1 119620-42291	V-BELT	1	1						
	16	1 119620-42350	V-PULLEY, C.W. PUMP	1	1						
	17	1 119260-49530	COVER, THERMOSTAT	1	1						
	18	1 119209-42140	O_RING,COVER_THERMOS	1	1						
	19	1 26106-060182	BOLT M 6X 18 PLATED	2	2						
	20	1 121250-44901	SWITCH, THERMO(110 C	1	1						
	21	1 124465-44950	GASKET 16	2	2						
	22	1 121450-42450	PLUG M16	1	1						
	23	1 121550-49111	JOINT PT1/4	1	1						
	24	1 121468-44510	SUB-TANK ASSY	1	1						
	26	2 121450-44531	CAP	1	1						
	27	2 121468-44540	PLUG, SUB-TANK	1	1						
	28	2 124450-44560	CLAMP	1	1						
	29	2 121470-44581	GASKET	1	1						
	30	2 23065-070130	PIPE 7X 130	1	1						
	31	1 124764-44810	LABEL,SUB-TANK	1	1						
	32	1 119462-44600	BRACKET,SUB-TANK	1	1						
	33	1 121465-44740	FAN, COOLING	1	1						
I	33-1	1 119258-44740	FAN(D300,SUCTION		1						N
		(B=E90917)									
	34	1 129457-44760	SPACER, FAN	1	1						
I	34-1	1 129030-44760	SPACER		1						N
		(B=E90917)									
	35	1 26106-060402	BOLT M 6X 40 PLATED	4	4						
I	35-1	1 26106-060502	BOLT M 6X 50 PLATED		4						N
		(B=E90917)									
	36	1 26106-060122	BOLT M 6X 12 PLATED	2	2						
	37	1 26106-060122	BOLT M 6X 12 PLATED	2	2						

Remarks  
(REMARKS)"EFFECTIVE MACHINE NO." OF ENGINE IS INDICATED ON THE ENGINE LABEL WHICH IS SHOWN IN FIG.4.

Fig.12. FUEL OIL INJECTION PUMP



(A)=3TN66-UTR  
(B)=3TNE68-UTR  
(C)=

(D)=  
(E)=  
(F)=

REF.	LEV.	PARTS NO.	DESCRIPTION	Q'TY						I	R	
				(A)	(B)	(C)	(D)	(E)	(F)			
1	1	719668-51700	FIE(SERVICE ASSY	1	1						1	
I	1-1	719668-51701	FIE(SERVICE ASSY		1						N	1
			(B=E90917)									
5	2	119225-51100	PLUNGER W/BARREL	3	3							
8	2	119620-51170	RETAINER	3	3							
9	2	119620-51180	RETAINER	3	3							
10	2	119620-51190	SPRING, PLUNGER	3	3							
11	2	119620-51250	SHIM PACK	3	3							
23	2	119225-51300	VALVE W/SEAT, DELIV.	3	3							
26	2	105546-51330	SPRING, DELIV. VALVE	3	3							
27	2	119620-51340	HOLDER, DELIV. VALVE	3	3							
28	2	119620-51350	GASKET, DELIVERY	3	3							
29	2	119620-51370	O-RING	3	3							
I	29-1	24316-000125	O-RING 4D P-12.5	3	3						N	
			(A=E88991) (B=EC7879)									
30	2	119620-51450	GUIDE, PLUNGER	3	3							
31	2	119620-51461	PIN	1	1							
32	2	119660-51500	RACK	1	1							
33	2	119620-51510	PINION	3	3							
34	2	119660-51530	RETAINER, RACK	1	1							
I	34A	119620-51640	PLATE ASSY,ADJUSTING	1	1							W
			(A=EXXX) (B=EXXX)									
I	35	3	119620-51650	PLATE	2	2						
I	36	3	119620-51670	PIN	2	2						
I	37	2	119620-51660	SCREW	2	2						
38	2	119620-51680	PIN	1	1							
39	2	119620-51700	TAPPET ASSY	3	3							
44	2	26022-040082	SCREW M 4X 8	4	4							
45	2	26033-040102	SCREW M 4X 10	2	2							

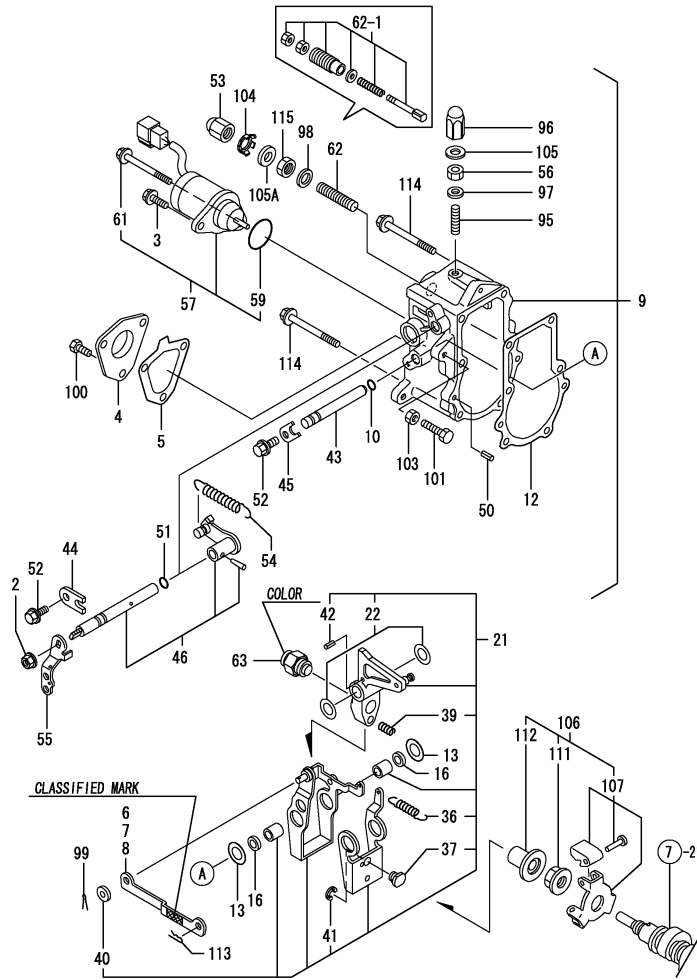
Remarks  
(1) GOVERNOR ASSY(FIG.NO.13) IS INCORPORATED IN THIS FUEL INJECTION PUMP ASSY(REF.NO.1) (REMARKS)"EFFECTIVE MACHINE NO." OF ENGINE IS INDICATED ON THE ENGINE LABEL WHICH IS SHOWN IN FIG.4.



Fig.13. GOVENOR

(A)=3TN66-UTR  
(B)=3TNE68-UTR  
(C)=

(D)=  
(E)=  
(F)=



Remarks

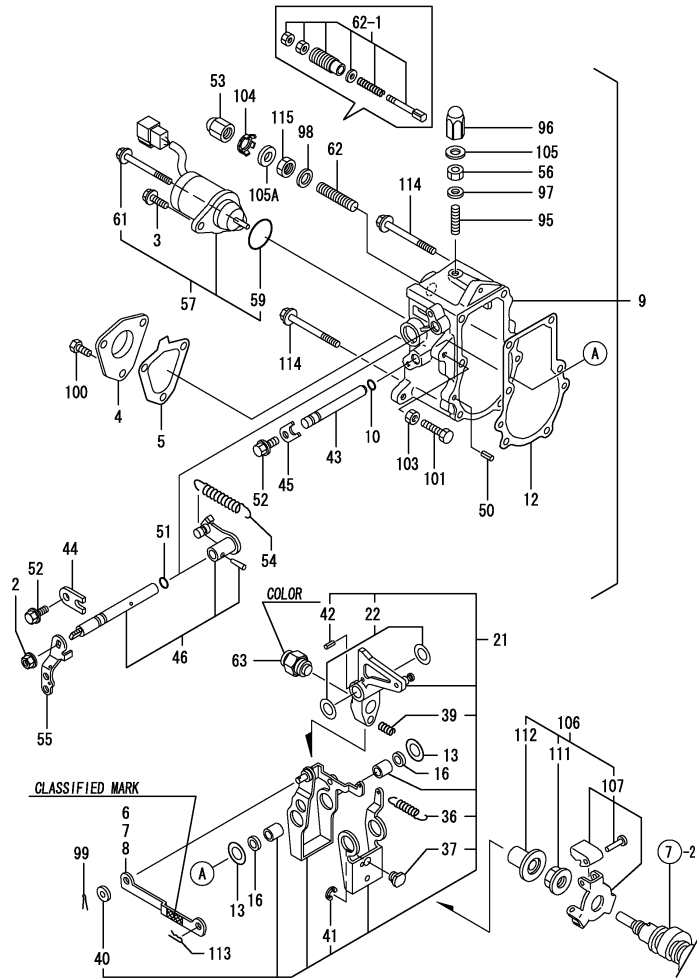
- (1) SELECTIVE PARTS: CERTAIN THE CLASSIFICATION MARK, THEN PLACE YOUR ORDER.(REFER TO ILLUSTRATION
- (3) COLOR =REF.NO.63 VIOLET, 63-1 WHITE.
- \* THIS FIGURE(GOVERNOR ASSY) IS INCORPORATED IN THE FUEL INJECTION PUMP ASSY(FIG.12).

REF.	LEV.	PARTS NO.	DESCRIPTION	Q'TY						I	R
				(A)	(B)	(C)	(D)	(E)	(F)		
2	2	194990-22050	NUT W/WASHER 8	1	1						
3	2	121465-59950	BOLT M 6X 16, PLATED	1	1						
4	2	119660-61060	COVER, GOVERNOR CASE	1	1						
5	2	119660-61071	GASKET, (NON-ASB.)	1	1						
6	2	119660-61121	LINK L=88.8(NO COLOR)	1	1						1
I 6-1	2	119660-61122	LINK L=88.8(NO COLOR)	1	1						R 1
		(A=E86421) (B=E94072)									
7	2	119660-61140	LINK L=88.6(WHITE)	1	1						1
I 7-1	2	119660-61141	LINK L=88.6(WHITE)	1	1						R 1
		(A=E86421) (B=E94072)									
8	2	119660-61150	LINK L=89.0(RED)	1	1						1
I 8-1	2	119660-61151	LINK L=89.0(RED)	1	1						R 1
		(A=E86421) (B=E94072)									
9	2	119632-61200	CASE ASSY, GOVERNOR	1	1						
10	3	129155-51280	O-RING S6	1	1						
12	3	119660-61052	GASKET, (NON-ASB.)	1	1						2
I 12-1	3	119660-61053	GASKET, (NON-ASB.)	1	1						S 2
		(A=E86421) (B=E94072)									
13	3	119660-61460	SHIM SET	2	2						
I 13-1	3	129156-61500	SHIM T=0.5	1	1						N
		(A=E86421) (B=E94072)									
16	3	129155-61480	SPACER ASSY	2	2						
I 16-1	3	119632-61500	SHIM SET	1	1						N
		(A=E86421) (B=E94072)									
21	3	119232-61510	LEVER ASSY, GOVERNOR	1	1						
22	4	174307-51700	SHIM SET	2	2						
36	4	119232-61540	SPRING, LEVER	1	1						
37	4	119600-61541	SHIFTER,P.T.O.	1	1						
39	4	119660-61651	SPRING, STARTING	1	1						
40	4	22117-040000	WASHER 4	1	1						
41	4	22272-000040	CIRCLIP E- 4	1	1						
42	4	22351-030014	SPRING PIN 3X14	1	1						
43	3	119660-61590	SHAFT	1	1						
44	3	119600-61900	RETAINER, SHAFT	1	1						
45	3	119660-61901	RETAINER, SHAFT	1	1						
46	3	119285-66080	SHAFT ASSY,REGULATOR	1	1						
50	3	22351-040010	SPRING PIN 4X10	2	2						
51	3	24341-000070	O-RING 1A S-7.0	1	1						
52	3	26106-060102	BOLT 6X 10 PLATED	2	2						
53	2	129100-61930	NUT, CAP	1	1						
54	2	119600-66010	SPRING, REGULATOR	1	1						
55	2	119621-66051	LEVER, REGULATOR	1	1						
56	2	26857-060002	NUT	1	1						
57	2	119653-66500	ENGINE STOP DEVICE	1	1						
59	3	24341-000280	O-RING 1A S-28.0	1	1						
I 59-1	3	158552-61900	O-RING	1	1						R
		(A=*2006.08) (B=ED0116)									
61	3	119620-01530	SOLENOID, BOLT	1	1						
62	2	120323-61470	BOLT, CONTROL	1	1						
I 62-1	2	119629-66510	TORQUE SPRING ASSY	1							S
		(B=E90917)									

Fig.13. GOVENOR

(A)=3TN66-UTR  
(B)=3TNE68-UTR  
(C)=

(D)=  
(E)=  
(F)=

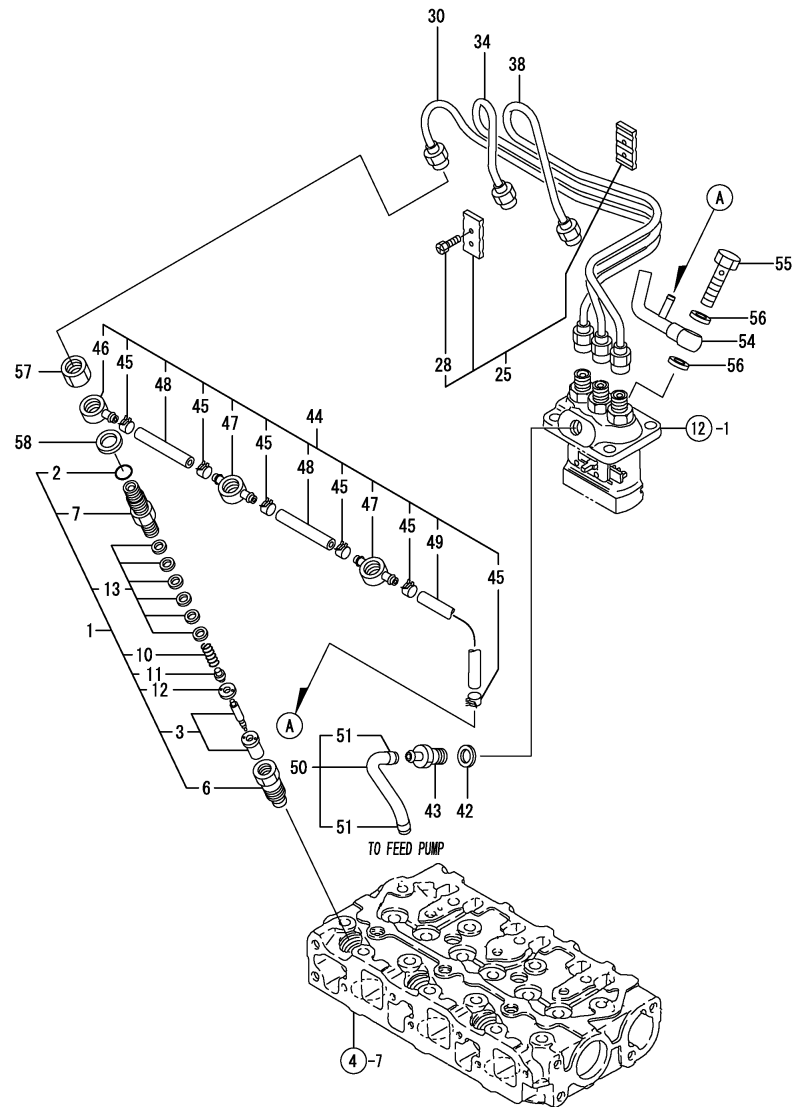


REF.	LEV.	PARTS NO.	DESCRIPTION	Q'TY						I	R
				(A)	(B)	(C)	(D)	(E)	(F)		
63	2	119600-66720	ANGLEIGH ASSY	1	1						3
I 63-1	2	119654-66700 (B=E90917)	ANGLEIGH ASSY		1						S 3
95	2	121575-66830	SCREW, ADJUST	1	1						
96	2	119285-66600	CAPNUT M6	1	1						
97	2	22190-060003	SEAL WASER 6	1	1						
98	2	22190-120002	SEAL WASHER 12	1	1						
99	2	22360-040000	SNAP PIN 4	1	1						
100	2	26116-050102	BOLT M 5X 10 PLATED	3	3						
I 100-1	2	26106-050102 (A=E87369) (B=EA8010)	BOLT M 5X 10 PLATED	3	3						N
101	2	119266-61460	BOLT,LOW IDLE SET	1	1						
103	2	26756-060002	LOCK NUT 6	1	1						
104	2	129209-61970	PLATE	1	1						
105	2	119285-66620	GASKET M6	1	1						
I 105A	2	23414-120016 (A=E84965) (B=E84951)	GASKET 12	1	1						W
106	1	119600-61100	DRIVING SET, GOV.	1	1						
107	2	119600-61200	WEIGHT ASSY, GOV.	1	1						
111	2	119660-61300	NUT, GOVERNOR WEIGHT	1	1						
112	2	119660-61341	SLEEVE, GOVERNOR	1	1						
113	1	22360-060000	SNAP PIN 6	1	1						
114	1	26106-060702	BOLT M 6X 70 PLATED	5	5						
115	1	26736-120002	NUT M12	1	1						

Remarks

- (1) SELECTIVE PARTS: CERTAIN THE CLASSIFICATION MARK, THEN PLACE YOUR ORDER.(REFER TO ILLUSTRATION
- (3) COLOR =REF.NO.63 VIOLET, 63-1 WHITE.
- \* THIS FIGURE(GOVERNOR ASSY) IS INCORPORATED IN THE FUEL INJECTION PUMP ASSY(FIG.12).

Fig.14. FUEL OIL INJECTION VALVE



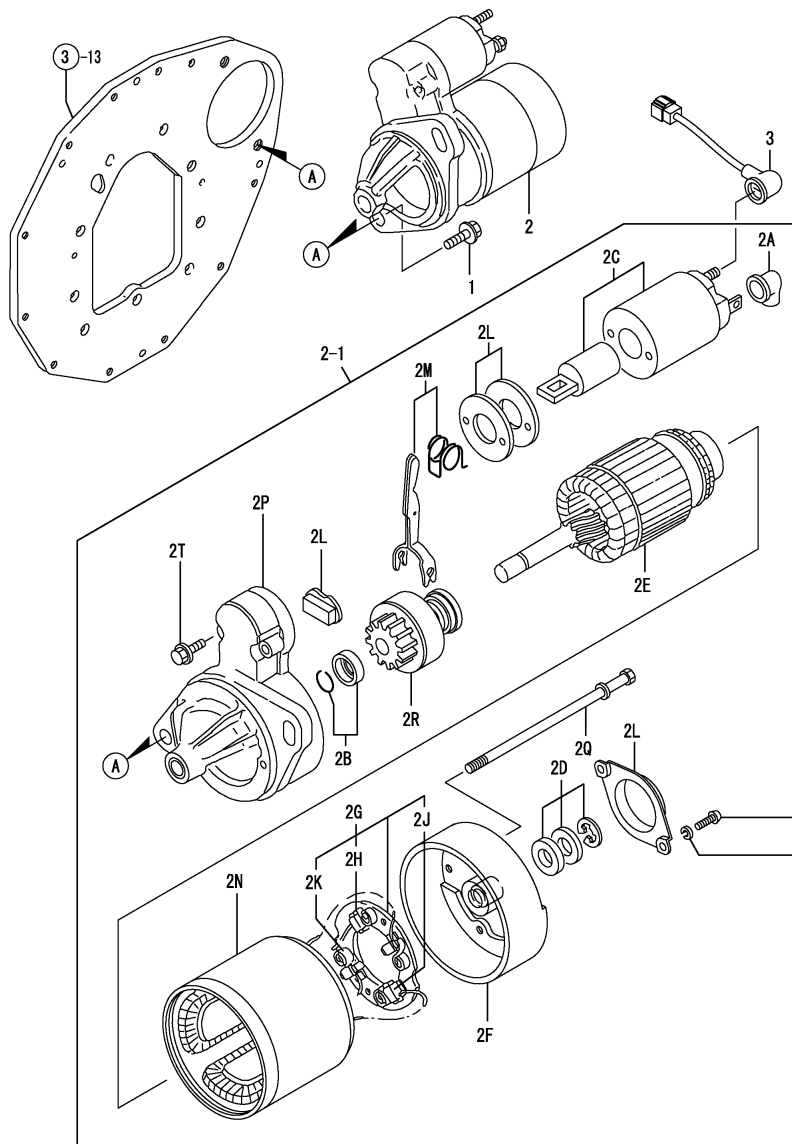
(A)=3TN66-UTR  
(B)=3TNE68-UTR  
(C)=

(D)=  
(E)=  
(F)=

REF.	LEV.	PARTS NO.	DESCRIPTION	Q'TY						I	R
				(A)	(B)	(C)	(D)	(E)	(F)		
1	1	719255-53100	FUEL INJECT.VALVE AS	3	3						
2	2	129155-61830	O-RING S10	3	3						
I 2-1	2	158552-51930	O 4D S10	3	3						N
		(A=E XXX) (B=E XXX)									
3	2	119620-53000	NOZZLE ASSY,F.INJECT	3	3						
6	2	119620-53080	NUT, VALVE W/CASE	3	3						
7	2	119255-53100	HOLDER,NOZZLE	3	3						
10	2	119620-53120	SPRING, VALVE	3	3						
11	2	114250-53130	SEAT, NOZZLE SPRING	3	3						
12	2	119620-53140	SPACER, VALVE STOP	3	3						
13	2	114250-53400	SHIM PACK	3	3						
25	1	129150-59120	RETAINER, INJ. PIPE	1	1						
28	2	129150-59131	BOLT M4X14,HEX.SCKT.	2	2						
30	1	119209-59810	PIPE (1),FUEL INJECT	1	1						
34	1	119209-59820	PIPE (2),FUEL INJECT	1	1						
38	1	119209-59830	PIPE (3),FUEL INJECT	1	1						
42	1	104200-59170	GASKET 12	1	1						
43	1	119462-59150	JOINT	1	1						
44	1	119668-59550	PIPE ASSY, RETURN	1	1						
45	2	124066-59100	CLAMP 8	6	6						
46	2	119260-59520	JOINT (B)	1	1						
47	2	119260-59530	JOINT (A)	2	2						
48	2	105025-59550	PIPE, FUEL RETURN	2	2						
49	2	105225-59240	PIPE, FUEL OIL	1	1						
50	1	119668-59010	PIPE ASSY, FUEL OIL	1	1						
51	2	124766-59050	CLAMP 12	2	2						
I 54	1	119356-59571	JOINT, OVER FLOW	1	1						
I 55	1	119266-59580	BOLT 8,PIPE JOINT	1	1						
I 56	1	22190-080002	SEAL WASHER 8S	2	2						
57	1	119620-59700	NUT	3	3						
58	1	23414-140000	GASKET 14, ROUND	3	3						

Remarks  
(REMARKS)"EFFECTIVE MACHINE NO." OF  
ENGINE IS INDICATED ON THE  
ENGINE LABEL WHICH IS SHOWN  
IN FIG.4.

Fig.15. STARTING MOTOR



NPC-3970 15. STARTING MOTOR

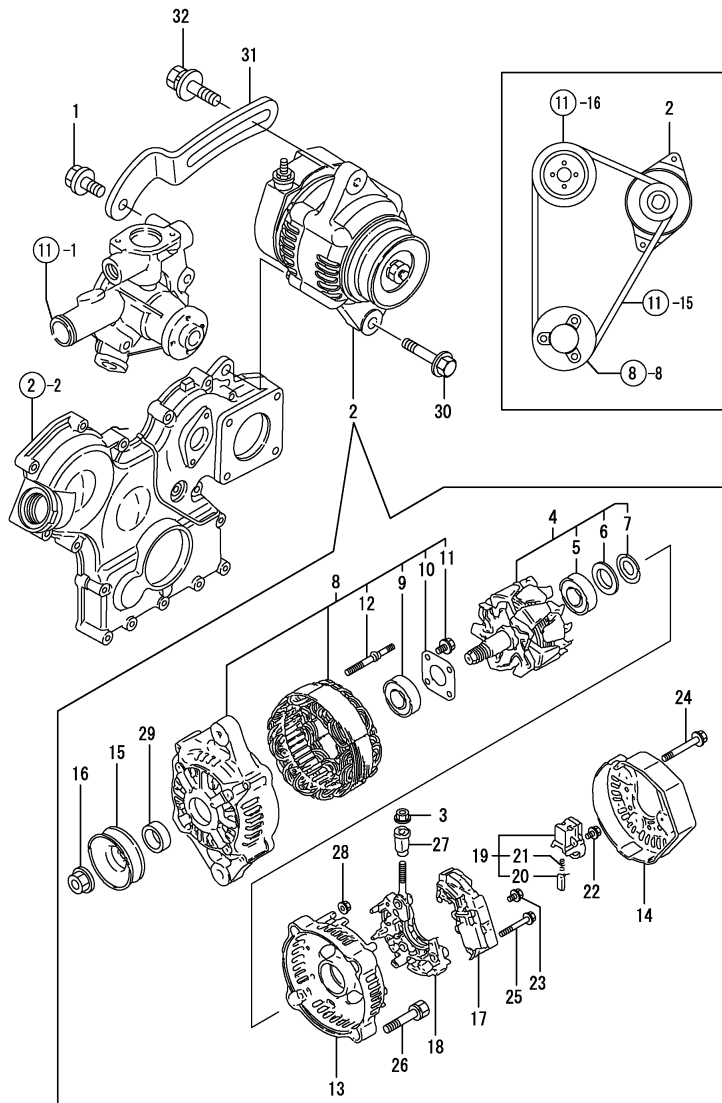
(A)=3TN66-UTR  
(B)=3TNE68-UTR  
(C)=

(D)=  
(E)=  
(F)=

REF.	LEV.	PARTS NO.	DESCRIPTION	Q'TY						I	R
				(A)	(B)	(C)	(D)	(E)	(F)		
1	1	26106-100402	BOLT M10X 40 PLATED	2	2						
2	1	119668-77019	STARTER, 0.9KW	1	1						
I	2-1	119865-77013	STARTER	1	1						N
		(A=E85534) (B=E90917)									
I	2A	X2114274200	COVER, TERMINAL	1	1						W
		(A=E85534) (B=E90917)									
I	2B	X2114715500	STOPPER SET, PINION	1	1						W
		(A=E85534) (B=E90917)									
I	2C	X2114676180	SWITCH, MAGNET	1	1						W
		(A=E85534) (B=E90917)									
I	2D	X2114811000	WASHER KIT, THRUST	1	1						W
		(A=E85534) (B=E90917)									
I	2E	114371-77110	ARMATURE	1	1						W
		(A=E85534) (B=E90917)									
I	2F	114371-77140	COVER ASSY, REAR	1	1						W
		(A=E85534) (B=E90917)									
I	2G	114371-77160	HOLDER ASSY, BRUSH	1	1						W
		(A=E85534) (B=E90917)									
I	2H	114371-79040	BRUSH (-)	2	2						W
		(A=E85534) (B=E90917)									
I	2J	114371-79050	BRUSH (+)	1	1						W
		(A=E85534) (B=E90917)									
I	2K	114371-79060	SPRING, BRUSH	4	4						W
		(A=E85534) (B=E90917)									
I	2L	114371-77170	COVER KIT, DUST	1	1						W
		(A=E85534) (B=E90917)									
I	2M	114371-77180	SHIFT LEVER KIT	1	1						W
		(A=E85534) (B=E90917)									
I	2N	124097-77710	YOKE ASSY.	1	1						W
		(A=E85534) (B=E90917)									
I	2P	119865-77760	CASE COMP., GEAR	1	1						W
		(A=E85534) (B=E90917)									
I	2Q	124195-77770	THROUGH BOLT	2	2						W
		(A=E85534) (B=E90917)									
I	2R	119865-77780	PINION COMPL.	1	1						W
		(A=E85534) (B=E90917)									
I	2T	114371-79070	BOLT M 6X 37	2	2						W
		(A=E85534) (B=E90917)									
I	3	119626-77900	HARNESS, WIRE	1	1						W
		(A=E85534) (B=E90917)									

Remarks  
(REMARKS)"EFFECTIVE MACHINE NO." OF  
ENGINE IS INDICATED ON THE  
ENGINE LABEL WHICH IS SHOWN  
IN FIG.4.

Fig.16. GENERATOR



NPC-3970 16. GENERATOR

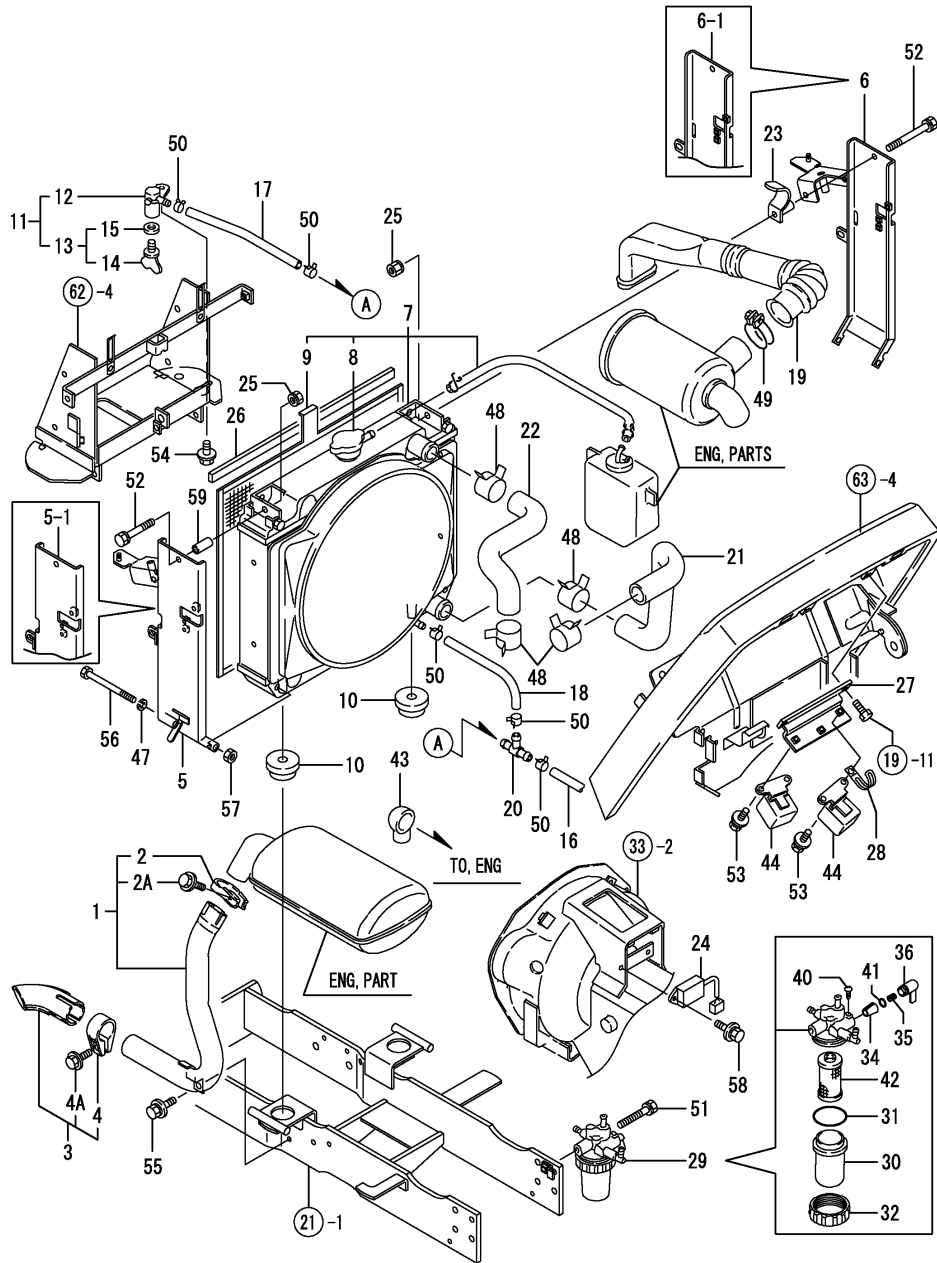
(A)=3TN66-UTR  
(B)=3TNE68-UTR  
(C)=

(D)=  
(E)=  
(F)=

REF.	LEV.	PARTS NO.	DESCRIPTION	Q'TY						I	R
				(A)	(B)	(C)	(D)	(E)	(F)		
1	1	26106-080162	BOLT M 8X 16 PLATED	1	1						
2	1	119620-77201	GENERATOR	1	1						
3	2	X9490561001	NUT	1	1						
4	2	119620-77380	ROTOR ASSY	1	1						
5	3	119620-79240	BALL BEARING	1	1						
I	5-1	3	123501-79240	BEARING, BALL	1	1					N
		(A=EXXX)	(B=EXXX)								
6	3	119620-79250	COVER, BEARING	1	1						
7	3	119620-79360	THRUST WASHER	1	1						
8	2	119620-77421	FLAME ASSY, DRIVE	1	1						
9	3	119620-79200	BALL BEARING	1	1						
10	3	119620-79210	PLATE	1	1						
11	3	119620-79220	SCREW	4	4						
12	3	119620-79230	BOLT, STUD	2	2						
13	2	119620-77440	FLAME ASSY, REAR	1	1						
14	2	119620-77450	COVER	1	1						
15	2	119620-77461	PULLEY	1	1						
16	2	119620-77471	NUT	1	1						
17	2	119620-77710	REGULATOR ASSY	1	1						
18	2	119620-79260	HOLDER	1	1						
19	2	119620-79270	HOLDER, BRUSH	1	1						
20	3	119620-77480	BRUSH ASSY	2	2						
21	3	119620-79280	SPRING	2	2						
22	2	119620-79290	SCREW	6	6						
23	2	119620-79300	SCREW	1	1						
24	2	119620-79310	BOLT	3	3						
25	2	119620-79320	SCREW W/WASHER	2	2						
26	2	119620-79330	BOLT	2	2						
27	2	119620-79340	INSULATION BUSH	1	1						
28	2	119620-79350	NUT	2	2						
29	2	119620-77490	COLLAR	1	1						
30	1	26106-100452	BOLT M10X 45 PLATED	1	1						
31	1	119650-77330	ADJUSTER, V-BELT	1	1						
32	1	26014-080252	BOLT M 8X 25	1	1						

Remarks  
(REMARKS)"EFFECTIVE MACHINE NO." OF  
ENGINE IS INDICATED ON THE  
ENGINE LABEL WHICH IS SHOWN  
IN FIG.4.

Fig.17. ENGINE ACCESSORIES



NPC-3970 17. ENGINE ACCESSORIES

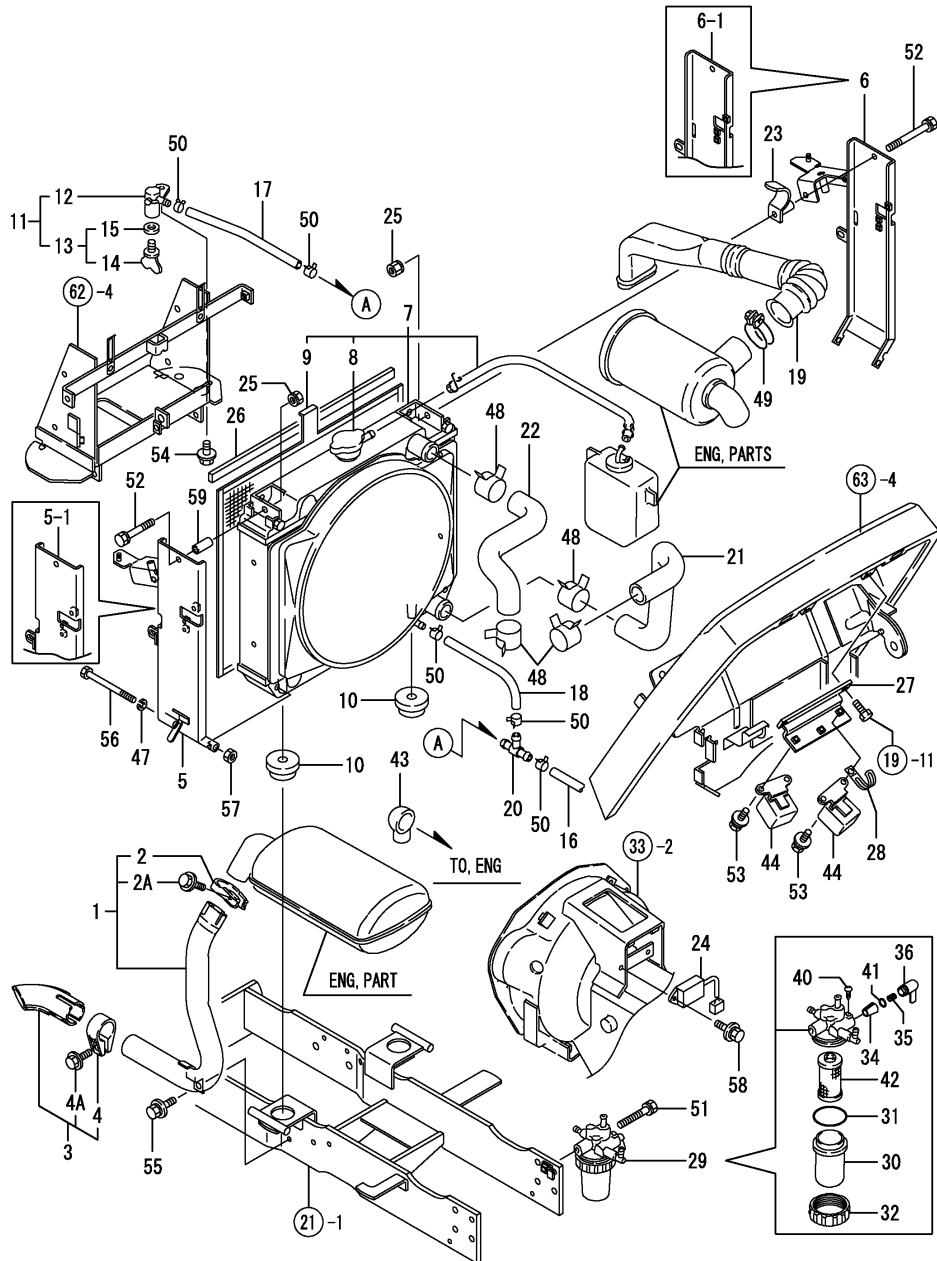
(A)=KE-140  
(B)=KE-160  
(C)=

(D)=  
(E)=  
(F)=

REF.	LEV.	PARTS NO.	DESCRIPTION	Q'TY						I	R
				(A)	(B)	(C)	(D)	(E)	(F)		
1	1	198162-00510	PIPE,EXHAUST	1	1						
2	2	119650-13620	CLAMP, EXHAUST PIPE	1	1						
I 2A	2	26106-080252	BOLT M 8X 25 PLATED	1	1						W
		(A=FXXXXX) (B=FXXXXX)									
3	1	198162-00520	EXTENSION,END	1	1						
4	2	119650-13620	CLAMP, EXHAUST PIPE	1	1						
I 4A	2	26106-080252	BOLT M 8X 25 PLATED	1	1						W
		(A=FXXXXX) (B=FXXXXX)									
5	1	198163-00580	SUPPORT ASSY, L	1	1						
I 5-1	1	198163-00581	SUPPORT ASSY, L	1	1						S
		(A=F110170) (B=F110222)									
6	1	198163-00590	SUPPORT ASSY, R	1	1						
I 6-1	1	198163-00591	SUPPORT ASSY, R	1	1						S
		(A=F110170) (B=F110222)									
7	1	198162-00601	RADIATOR	1	1						
8	2	129107-44590	CAP, RADIATOR	1	1						
9	2	198162-00860	SCREEN,DESTPROOF	1	1						
10	1	198162-00640	SUPPORT	2	2						
11	1	198421-00640	COCK COMP.,2-WAY	1	1						
12	2	198421-00650	BODY,2-WAY COCK	1	1						
13	2	129150-49080	COCK, DRAIN	1	1						
14	3	119629-49070	COCK, DRAIN	1	1						
15	3	119629-49080	GASKET	1	1						
16	1	198162-00660	PIPE 350,WATER DRAIN	1	1						
17	1	198162-00670	PIPE 250,WATER DRAIN	1	1						
18	1	198421-00670	PIPE B,DRAIN	1	1						
19	1	198421-00681	PIPE,SUC.EXTENSION	1	1						
20	1	198162-00710	PIPE,3-WAY	1	1						
21	1	198162-00720	PIPE L 66,COOL.WATER	1	1						
22	1	198162-00730	PIPE U 66,COOL.WATER	1	1						
23	1	198163-00770	STAY,SUC.EXTENS.PIPE	1	1						
24	1	1E8665-05100	UNIT TIMER	1	1						
25	1	194990-22050	NUT W/WASHER 8	2	2						
26	1	121454-44590	PAD	1	1						
27	1	198163-51310	STAY, RELAY	1	1						
28	1	194440-51630	CLAMP, WIRE HARNESS	1	1						
29	1	119462-55620	STRAINER, FUEL	1	1						
30	2	124064-55510	BOWL, FUEL STRAINER	1	1						
31	2	102103-55520	O-RING	1	1						
32	2	110250-55610	RING, RETAINING	1	1						
34	2	104200-55321	VALVE, TAPER	1	1						
35	2	104200-55330	SPRING, TAPER VALVE	1	1						
36	2	119810-55340	LEVER	1	1						
40	2	104200-55750	SCREW M 4	1	1						
41	2	24311-240100	O-RING 1A P-10A	1	1						
42	2	104500-55710	ELEMENT, FUEL	1	1						
43	1	124160-77020	COVER, TERMINAL	1	1						
44	1	119650-77910	RELAY, GROW	2	2						
47	1	22287-080000	LOCKING WASHER	2	2						
48	1	175022-49730	CRIP 31, HOSE	4	4						
49	1	23010-050000	CLAMP 50	1	1						

N:Old → New, Q:Old ↔ New, R:Old ↔ New, S:Old ↔ New, W:Add, Z:Discontinued, F:Set Change, K:Q'ty Change  
++ CONTINUE ++  
(C)Copy Rights YANMAR CO.,LTD and YANMAR AGRICULTURAL EQUIPMENT CO.,LTD.

Fig.17. ENGINE ACCESSORIES



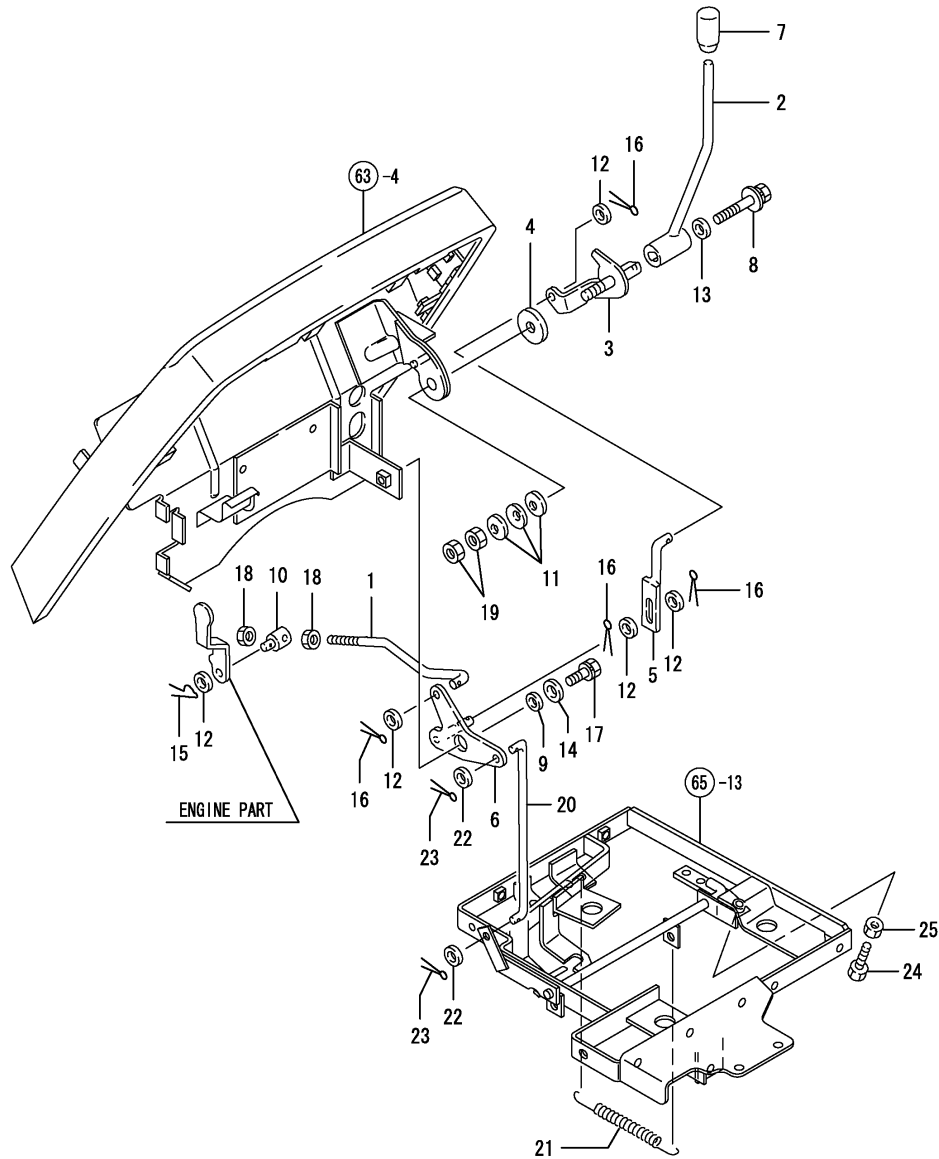
NPC-3970 17. ENGINE ACCESSORIES

(A)=KE-140  
(B)=KE-160  
(C)=

(D)=  
(E)=  
(F)=

REF.	LEV.	PARTS NO.	DESCRIPTION	Q'TY						I	R
				(A)	(B)	(C)	(D)	(E)	(F)		
50	1	23080-012000	CLAMP 12	6	6						
51	1	26013-080652	BOLT M 8X 65	1	1						
52	1	26016-080502	BOLT M 8X 50	2	2						
53	1	26018-060162	BOLT M6X16	3	3						
54	1	26018-080162	BOLT M 8X 16	1	1						
55	1	26018-080202	BOLT M 8X 20	1	1						
56	1	26116-081052	BOLT M 8X105 PLATED	2	2						
57	1	26716-080002	NUT M 8	2	2						
58	1	26018-060162	BOLT M6X16	1	1						
59	1	198162-00770	PIPE 30	1	1						

Fig.18. ACCEL LEVER



NPC-3970 18. ACCEL LEVER

(A)=KE-140  
(B)=KE-160  
(C)=

(D)=  
(E)=  
(F)=

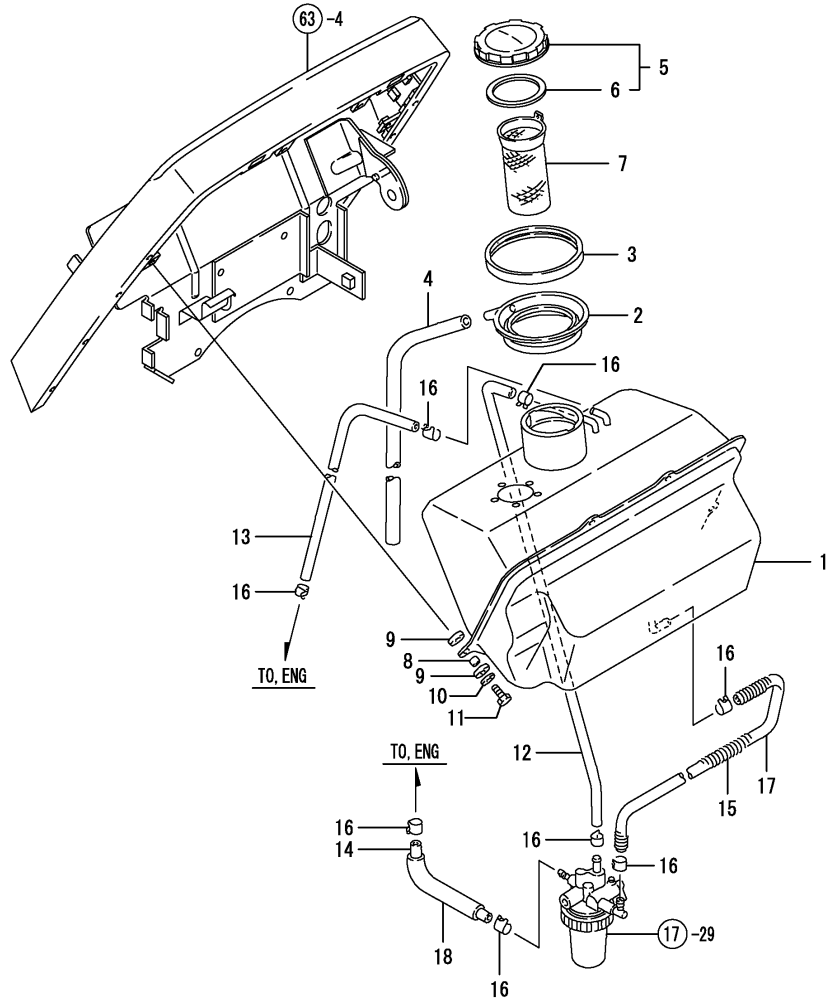
REF.	LEV.	PARTS NO.	DESCRIPTION	Q'TY						I	R
				(A)	(B)	(C)	(D)	(E)	(F)		
1	1	198163-00850	LINK, ACCELERATOR	1	1						
2	1	198421-01110	LEVER,ACCELERATOR	1	1						
3	1	198421-01120	SHAFT,ACCELERATOR	1	1						
4	1	198165-01130	PLATE, FRICTION	1	1						
5	1	198421-01130	LINK,ACCELERAT.LEVER	1	1						
6	1	198421-01140	PLATE,ACCELERAT.LOCK	1	1						
7	1	194150-01190	KNOB, THROTTLE LEVER	1	1						
8	1	198421-01250	BOLT 6X40	1	1						
9	1	194150-01270	SPACER 20	1	1						
10	1	194150-01370	ADJUSTER	1	1						
11	1	194151-47760	WASHER 12	3	3						
12	1	22117-080000	WASHER 8	5	5						
13	1	22157-060000	WASHER 6	1	1						
14	1	22157-100000	WASHER 10	1	1						
15	1	22372-080000	SNAP PIN (JASO 8)	1	1						
16	1	22417-160160	COTTER PIN 1.6X16	4	4						
17	1	26016-100202	BOLT	1	1						
18	1	26716-080002	NUT M 8	2	2						
19	1	26716-120002	NUT 12	2	2						
20	1	198162-01210	ROD, FOOT AXLE	1	1						
21	1	198421-01220	SPRING,FT.ACCEL.RTRN	1	1						
22	1	22117-080000	WASHER 8	2	2						
23	1	22417-160160	COTTER PIN 1.6X16	2	2						
24	1	26116-080402	BOLT M 8X 40 PLATED	1	1						
25	1	26716-080002	NUT M 8	1	1						



Fig.19. FUEL TANK

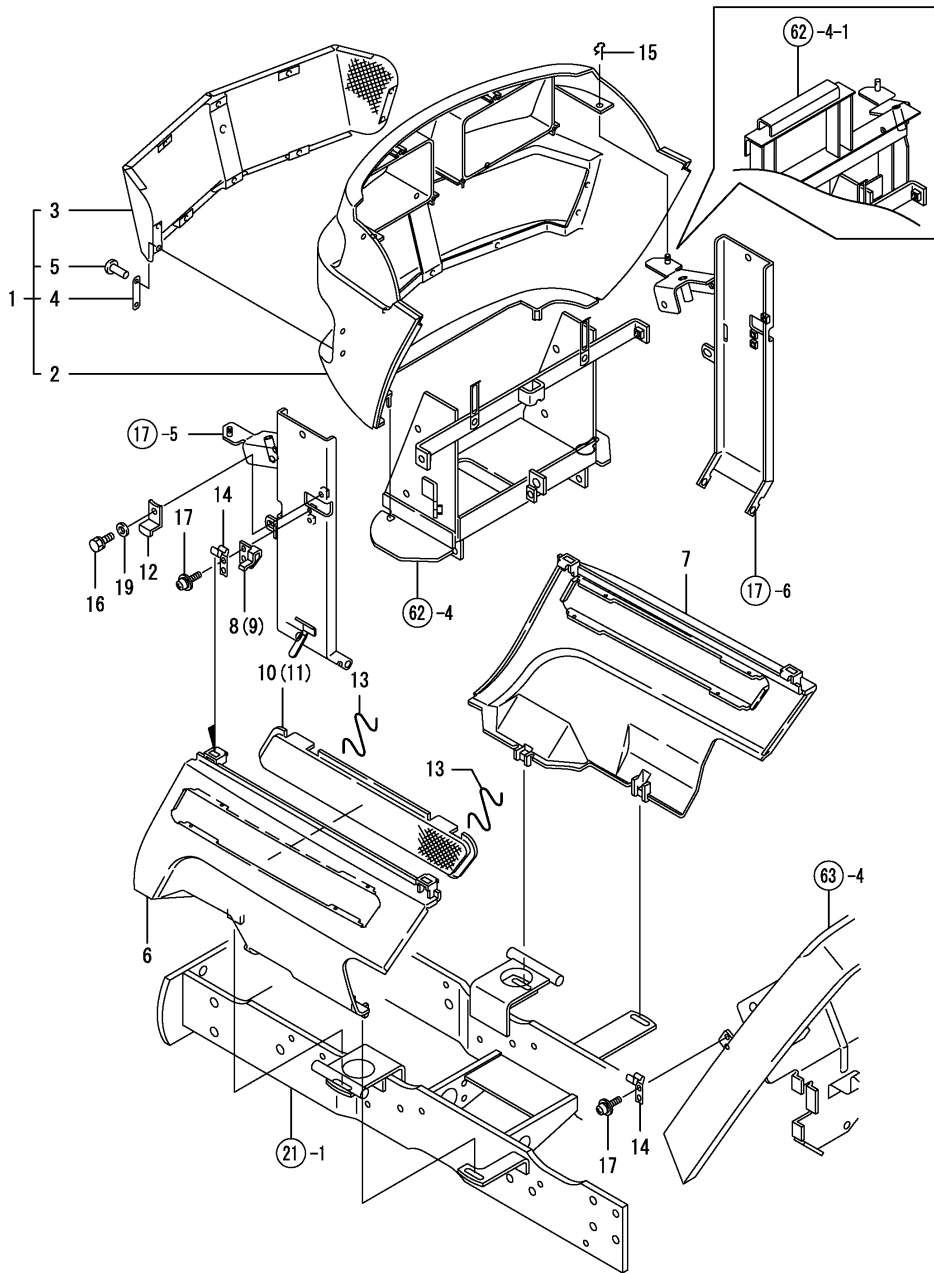
(A)=KE-140  
(B)=KE-160  
(C)=

(D)=  
(E)=  
(F)=



REF.	LEV.	PARTS NO.	DESCRIPTION	Q'TY						I	R
				(A)	(B)	(C)	(D)	(E)	(F)		
1	1	198162-04111	TANK,FUEL OIL	1	1						
2	1	194940-04240	PAN,FUEL TANK CATCH	1	1						
3	1	194940-04250	PACKING,FUEL CAT.PAN	1	1						
4	1	198421-04430	PIPE,FUEL OIL PAN	1	1						
5	1	198163-04500	CAP,FUEL CMP	1	1						
6	2	198163-04510	SEAL	1	1						
7	1	101504-55101	STRAINER,FUEL INLET	1	1						
8	1	194215-04220	SPACER 8X10X10	4	4						
9	1	194420-62260	RUBBER, CUSHION	8	8						
10	1	22157-060000	WASHER 6	4	4						
11	1	26116-060252	BOLT 6X25	4	4						
12	1	198421-04400	HOSE,AIR VENT FUEL	1	1						
13	1	198421-04410	HOSE,FUEL UPPER	1	1						
14	1	198421-04420	HOSE,FUEL LOWER	1	1						
15	1	194215-04430	PROTECTOR	1	1						
16	1	194300-04440	CLAMP 10.5	8	8						
17	1	198421-04440	HOSE 7X450,FUEL	1	1						
18	1	198421-04450	TUBE 13X100	1	1						

Fig.20. SIDE COVER



NPC-3970 20. SIDE COVER

(A)=KE-140  
(B)=KE-160  
(C)=

(D)=  
(E)=  
(F)=

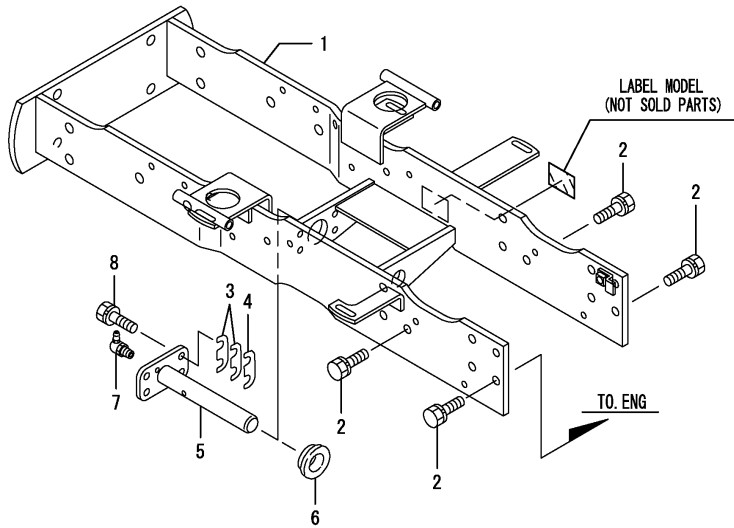
REF.	LEV.	PARTS NO.	DESCRIPTION	Q'TY						I	R
				(A)	(B)	(C)	(D)	(E)	(F)		
1	1	198163-05300	GRILLE, FRONT CMP	1	1						
2	2	198163-05310	GRILLE, FRONT	1	1						
3	2	1A6640-05510	NET,FRONT GRILL COMP	1	1						
4	2	1A6640-05560	PLATE, KEEP	2	2						
5	2	22695-320801	RIVET B 3.2X8.0	10	10						
6	1	798163-05380	COVER ASSY,LOWER L	1	1						
I	6-1	1A7740-05330	COVER(M CMP, LOWER L	1	1						N
		(A=F110231) (B=F110297)									
7	1	798163-05370	COVER ASSY,LOWER R	1	1						
I	7-1	1A7740-05340	COVER(M CMP, LOWER R	1	1						N
		(A=F110231) (B=F110297)									
8	1	198162-05380	HOLDER L,LOWER COVER	1	1						
I	8-1	198162-05381	HOLDER L,LOWER COVER	1	1						N
		(A=FXXXXX) (B=FXXXXX)									
9	1	198162-05390	HOLDER R,LOWER COVER	1	1						
I	9-1	198162-05391	HOLDER R,LOWER COVER	1	1						N
		(A=FXXXXX) (B=FXXXXX)									
10	1	198162-05430	NET L COMP.,LC	1	1						
11	1	198162-05440	NET R COMP.,LC	1	1						
12	1	198163-05450	PLATE, KEEP	2	2						
I	12-1	198163-05451	PLATE, KEEP	2	2						N
		(A=F110066) (B=F110041)									
13	1	198162-05480	CLIP,NET	4	4						
14	1	198162-05490	SPRING,HOOK	4	4						
I	14-1	198162-05491	SPRING,HOOK	4	4						N
		(A=FXXXXX) (B=FXXXXX)									
15	1	198165-61400	PIN	2	2						
16	1	26016-060122	BOLT M 6X 12	2	2						
17	1	26023-050122	SCREW M 5X 12	8	8						
I	17-1	26023-050162	SCREW M 5X 16	8	8						N
		(A=FXXXXX) (B=F110495)									
I	18-1	198162-05461	STAY,LCF	2	2						N
		(A=FXXXXX) (B=FXXXXX)									
I	18-2	198162-05462	STAY,LCF	2	2						N
		(A=FXXXXX) (B=FXXXXX)									
I	19	22137-060000	WASHER 6, POLISHED	2	2						W
		(A=F110170) (B=F110089)									

Fig.21. FRONT BRACKET

(A)=KE-140  
(B)=KE-160  
(C)=

(D)=  
(E)=  
(F)=

REF.	LEV.	PARTS NO.	DESCRIPTION	Q'TY						I	R
				(A)	(B)	(C)	(D)	(E)	(F)		
1	1	798163-11110	BRACKET ASSY, AXLE	1	1						
2	1	26013-100252	BOLT W/WASHER M10X25	14	14						
3	1	194301-11340	SHIM T=0.2	4	4						1
4	1	194301-11350	SHIM T=0.5	2	2						1
5	1	198162-11510	PIN,CENTER	1	1						
6	1	194215-11540	BUSH	1	1						
7	1	198435-16230	GREASE FITTING	1	1						
8	1	26013-080202	BOLT W/WASHER M8X20	4	4						



Remarks  
(1) SERECT PARTS

Fig.22. TIE ROD

(A)=KE-140  
(B)=KE-160  
(C)=

(D)=  
(E)=  
(F)=

REF.	LEV.	PARTS NO.	DESCRIPTION	Q'TY						I	R
				(A)	(B)	(C)	(D)	(E)	(F)		
1	1	198421-12310	ROD COMP.,TIE	1	1						
2	2	194215-12341	NUT	1	1						
3	2	194300-13340	COVER,DUST	1	1						
4	2	22417-250250	COTTER PIN 2.5X25	1	1						
5	2	24761-060000	NIPPLE MT6X1, GREASE	1	1						
6	2	194215-12341	NUT	1	1						
7	2	194300-13340	COVER,DUST	1	1						
8	2	22417-250250	COTTER PIN 2.5X25	1	1						
9	2	24761-060000	NIPPLE MT6X1, GREASE	1	1						

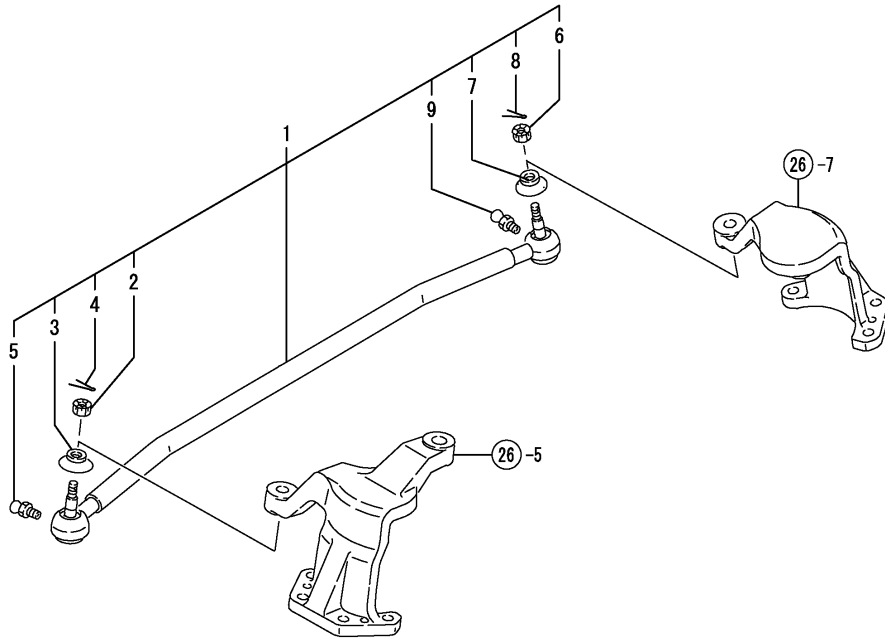
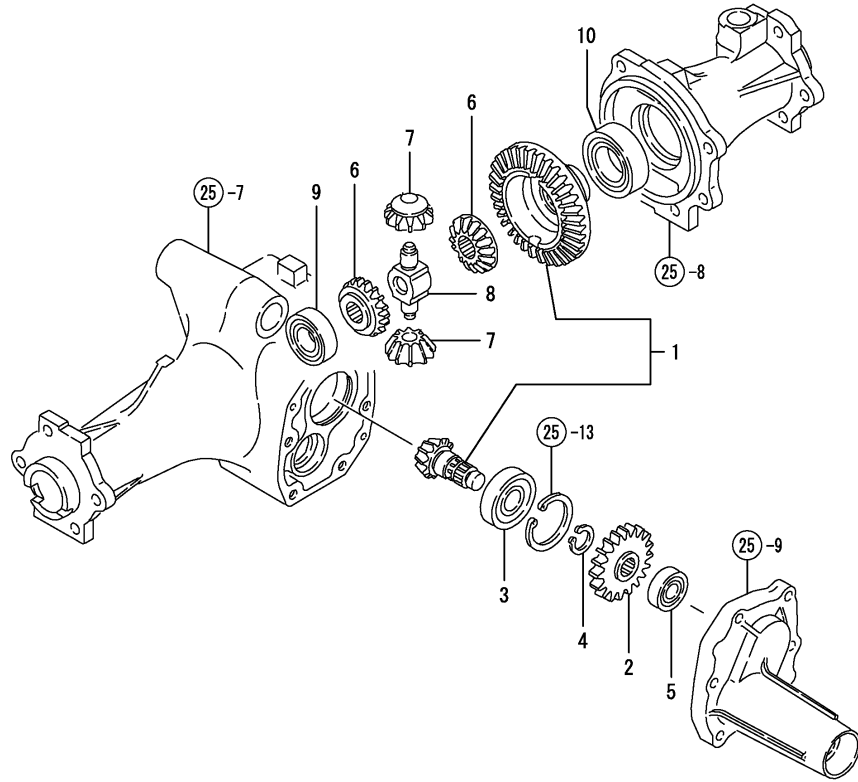


Fig.23. DRIVE PINION



NPC-3970 23. DRIVE PINION

(A)=KE-140  
(B)=KE-160  
(C)=

(D)=  
(E)=  
(F)=

REF.	LEV.	PARTS NO.	DESCRIPTION	Q'TY						I	R
				(A)	(B)	(C)	(D)	(E)	(F)		
1	1	198165-13101	PINION, DRIVE KIT	1	1						
2	1	198421-13120	GEAR 25T,FRONT	1	1						
3	1	194447-13860	BALL BEARING	1	1						
4	1	22242-000200	CIRCLIP 20	1	1						
5	1	24101-062024	BALL BEARING	1	1						
6	1	198421-13221	GEAR,DIFF.SIDE	2	2						
7	1	1A7050-13230	GEAR,DIFF PINION	2	2						
8	1	198421-13240	SHAFT,DIFF.PINION	1	1						
9	1	24101-060054	BALL BEARING 6005	1	1						
10	1	24101-060074	BALL BEARING	1	1						



Fig.25. FRONT AXLE CASE

(A)=KE-140  
(B)=KE-160  
(C)=

(D)=  
(E)=  
(F)=

REF.	LEV.	PARTS NO.	DESCRIPTION	Q'TY						I	R
				(A)	(B)	(C)	(D)	(E)	(F)		
1	1	198421-13510	SHAFT L,FRONT 1ST	1	1						
2	1	198421-13520	SHAFT R,FRONT 1ST	1	1						
3	1	198421-13530	GEAR,FRNT.1/2 SHAFT	2	2						
4	1	24101-063044	BALL BEARING	2	2						
5	1	194200-11570	BUSH	2	2						
6	1	194447-13490	CAP W/DIPSTICK	1	1						
7	1	198425-13610	CASE L,FRONT AXLE	1	1						
8	1	198425-13620	CASE R,FRONT AXLE	1	1						
9	1	198421-13630	COVER,FRNT.AXLE CASE	1	1						
10	1	198421-13650	WASHER 25X34X1.2	1	1						
11	1	1C6900-23120	BOLT M14X10,DRAIN	1	1						
12	1	1C6900-23150	WASHER	1	1						
13	1	22252-000520	CIRCLIP 52	1	1						
14	1	22351-060020	SPRING PIN 6X20	2	2						
15	1	24311-000180	O-RING 1A P-18.0	1	1						
16	1	24321-000500	O-RING 1A G-50.0	2	2						
17	1	24321-001150	O-RING 1A G-115.0	1	1						
18	1	24421-173007	SEAL TC17 30 07, OIL	1	1						
19	1	26013-100302	BOLT M10X 30	6	6						
20	1	26016-080302	BOLT M 8X 30	6	6						

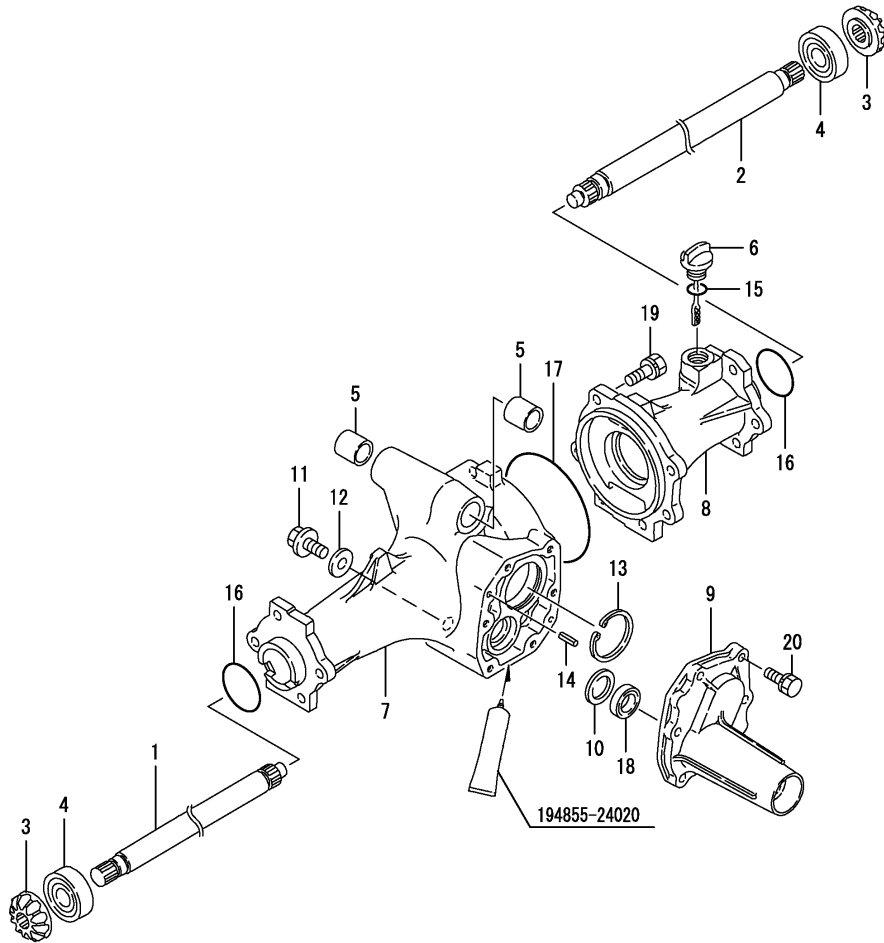
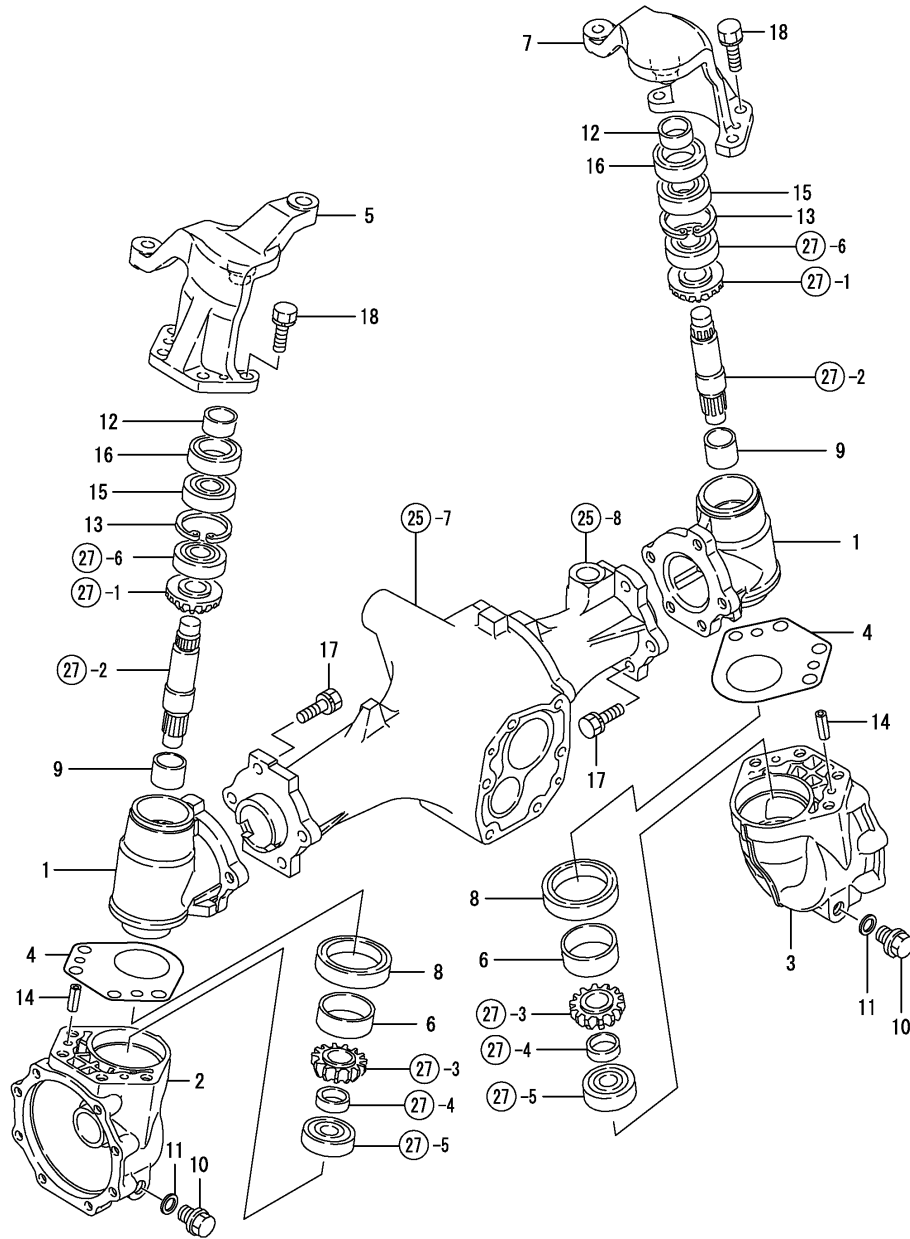


Fig.26. FRONT GEAR CASE

(A)=KE-140  
(B)=KE-160  
(C)=

(D)=  
(E)=  
(F)=



REF.	LEV.	PARTS NO.	DESCRIPTION	Q'TY						I	R
				(A)	(B)	(C)	(D)	(E)	(F)		
1	1	198421-13710	CASE,FRONT GEAR	2	2						
2	1	198421-13730	BOX L,FRONT GEAR	1	1						
3	1	198421-13740	BOX R,FRONT GEAR	1	1						
4	1	198421-13750	SHIM 1.0,SUPPORT	2	2						
5	1	198421-13760	SUPPORT L,KING PIN	1	1						
6	1	194516-13770	SLEEVE SI455016	2	2						
7	1	198421-13770	SUPPORT R,KING PIN	1	1						
8	1	194516-13780	SEAL TC6Y 506812.5	2	2						
9	1	198165-13830	BUSH 25X1.5	2	2						
10	1	1C6900-23120	BOLT M14X10,DRAIN	2	2						
11	1	1C6900-23150	WASHER	2	2						
12	1	1E6190-54080	SLEEVE SI25X30X13	2	2						
13	1	22252-000470	CIRCLIP 47(H)	2	2						
14	1	22351-080020	SPRING PIN 8X20	4	4						
15	1	24104-062044	BALL BEARING	2	2						
16	1	24421-304708	SEAL TC30 47 08, OIL	2	2						
17	1	26013-100302	BOLT M10X 30	10	10						
18	1	26013-100302	BOLT M10X 30	8	8						



Fig.27. FRONT SHAFT(2)

(A)=KE-140  
(B)=KE-160  
(C)=

(D)=  
(E)=  
(F)=

REF.	LEV.	PARTS NO.	DESCRIPTION	Q'TY						I	R
				(A)	(B)	(C)	(D)	(E)	(F)		
1	1	198421-13530	GEAR,FRNT.1/2 SHAFT	2	2						
2	1	198421-13810	SHAFT,FRONT 2ND	2	2						
3	1	198421-13820	PINION,FRONT FINAL	2	2						
4	1	198421-13830	COLLAR	2	2						
5	1	194670-25370	BALL BEARING	2	2						
6	1	24104-063034	BALL BEARING	2	2						

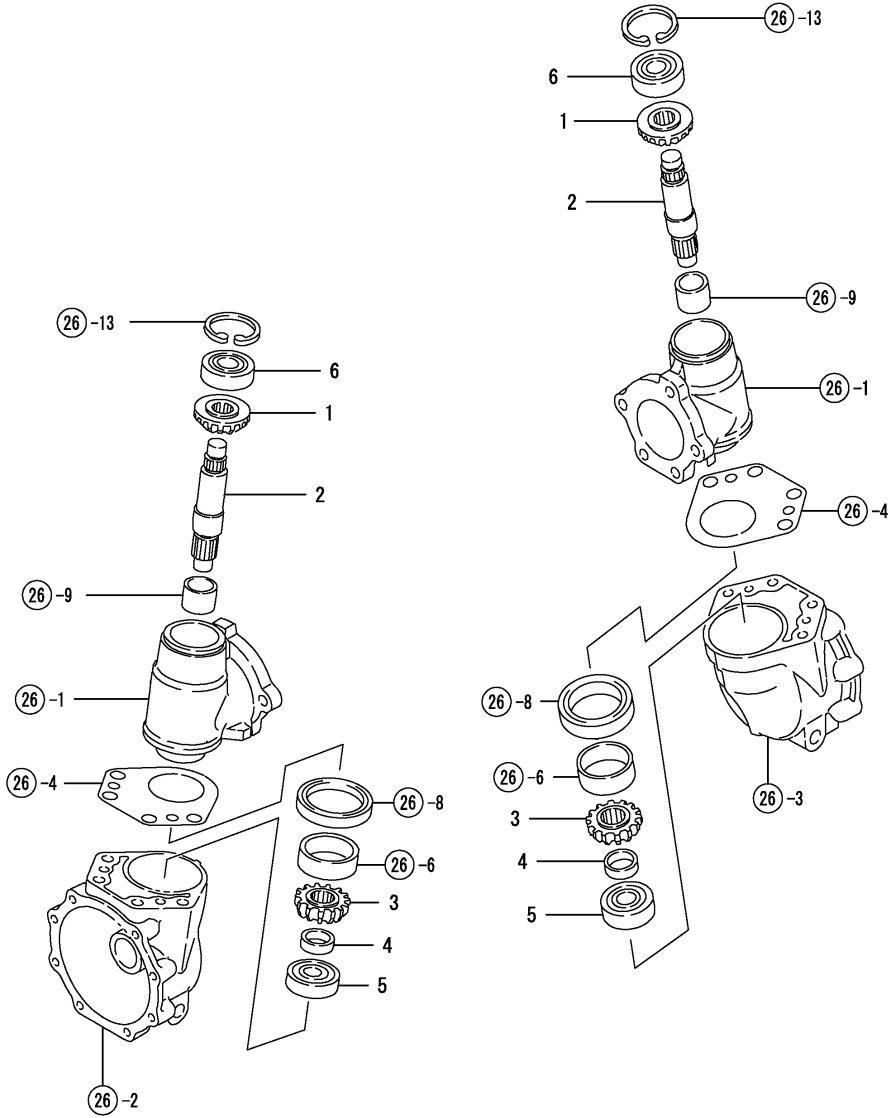


Fig.28. INPUT SHAFT

NPC-3970 28. INPUT SHAFT

(A)=KE-140  
(B)=KE-160  
(C)=

(D)=  
(E)=  
(F)=

REF.	LEV.	PARTS NO.	DESCRIPTION	Q'TY						I	R
				(A)	(B)	(C)	(D)	(E)	(F)		
1	1	198421-13910	SHAFT,FRONT INPUT	1	1						
2	1	198421-13920	GEAR 15T,FRONT	1	1						
3	1	22242-000200	CIRCLIP 20	1	1						
4	1	24101-060034	BALL BEARING	1	1						
5	1	24101-062024	BALL BEARING	1	1						

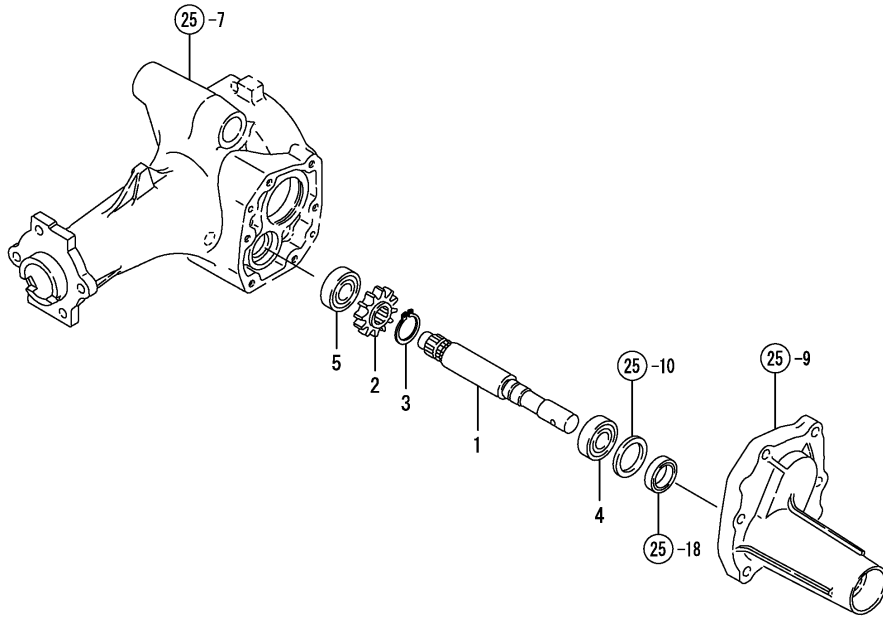
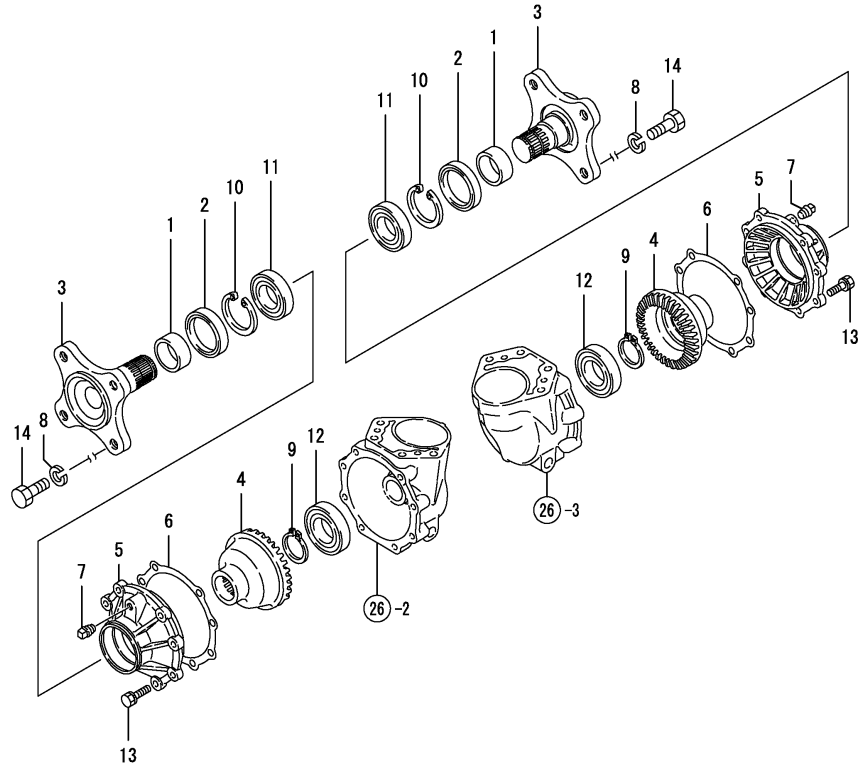


Fig.29. FRONT SPINDLE



NPC-3970 29. FRONT SPINDLE

(A)=KE-140  
(B)=KE-160  
(C)=

(D)=  
(E)=  
(F)=

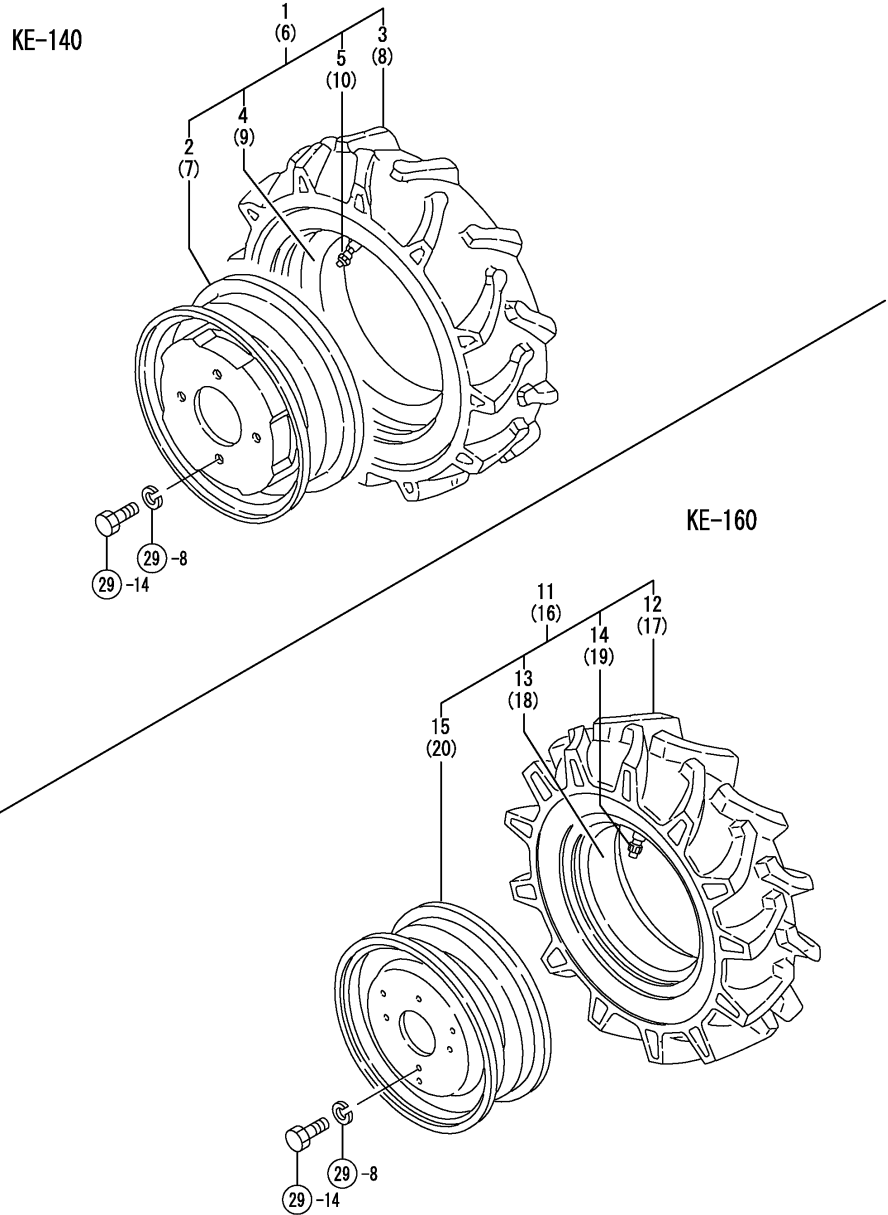
REF.	LEV.	PARTS NO.	DESCRIPTION	Q'TY						I	R
				(A)	(B)	(C)	(D)	(E)	(F)		
1	1	194314-11880	SLEEVE 40X45X18	2	2						
2	1	194314-12720	SEAL TC6Y 45 62 14	2	2						
3	1	198421-14110	SPINDLE,FRONT	2	2						
4	1	198421-14120	GEAR,FRONT FINAL	2	2						
5	1	198421-14130	CASE,FRONT BEARING	2	2						
6	1	198421-14140	PACKING,BEARING CASE	2	2						
I	6-1	1 198421-14141 (A=FXXXXX) (B=F110495)	PACKING,BEARING CASE	2	2						N
I	6-2	1 198421-14142	PACKING,BEARING CASE	2	2						S 1
		(A=SEE NOTE) (B=SEE NOTE)									
7	1	194151-36670	PLUG PT02	2	2						
8	1	22217-140000	SPRING WASHER 14	8	8						
9	1	22242-000350	CIRCLIP 35	2	2						
10	1	22252-000620	CIRCLIP 62(H)	2	2						
11	1	24101-060074	BALL BEARING	2	2						
12	1	24101-060084	BALL BEARING	2	2						
13	1	26016-080252	BOLT M 8X 25	16	16						
14	1	26156-140252	BOLT M14X 25 PLATED	8	8						

Remarks  
(1)MATERIAL = REF.NO.6-1 AF5400  
REF.NO.6-2 SF-7500

Fig.30. FRONT WHEEL TIRE

(A)=KE-140  
(B)=KE-160  
(C)=

(D)=  
(E)=  
(F)=

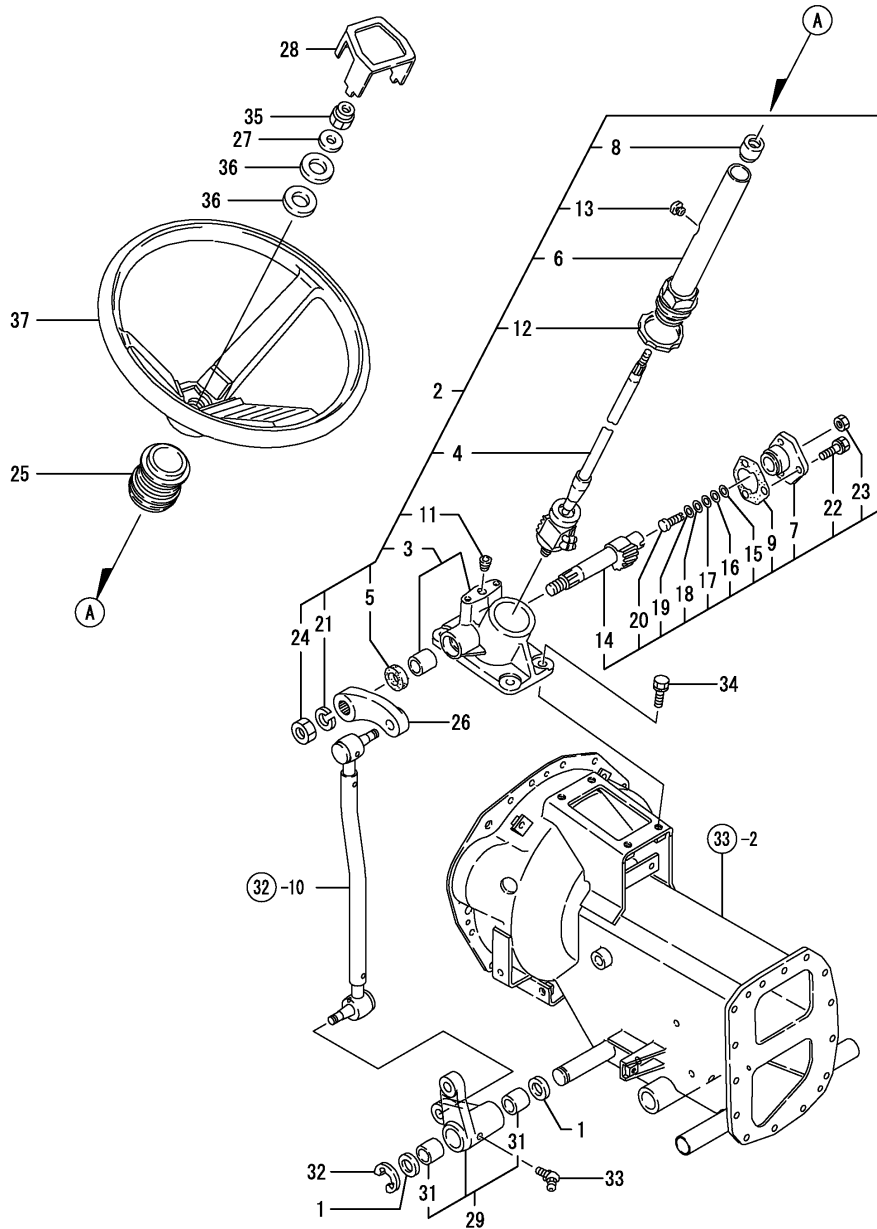


REF.	LEV.	PARTS NO.	DESCRIPTION	Q'TY						I	R
				(A)	(B)	(C)	(D)	(E)	(F)		
1	1	798425-14700	TIRE,FRONT L.H. KIT	1							
I	1-1	1 1A6750-14700	TIRE,FRONT L.H. KIT	1							N
		(A=FXXXXX)									
2	2	198425-14750	WHEEL DC3.00DX10	1							
I	2-1	2 1A6750-14720	WHEEL 3.00D*10	1							N
		(A=FXXXXX)									
3	2	194306-14810	TIRE 450-10	1							
4	2	194306-14820	TUBE	1							
5	2	194190-34730	HOUSING,CORE	1							
6	1	798425-14830	FRONT TIRE R.H. KIT	1							
I	6-1	1 1A6750-14800	TIRE KIT, F.WHEEL R	1							N
		(A=FXXXXX)									
7	2	198425-14750	WHEEL DC3.00DX10	1							
I	7-1	2 1A6750-14720	WHEEL 3.00D*10	1							N
		(A=FXXXXX)									
8	2	194306-14810	TIRE 450-10	1							
9	2	194306-14820	TUBE	1							
10	2	194190-34730	HOUSING,CORE	1							
11	1	798435-12800	TIRE,FRONT L.H. KIT		1						
12	2	194216-12830	TIRE		1						
13	2	194216-12840	TUBE		1						
14	2	194190-34730	HOUSING,CORE		1						
15	2	198435-14700	WHEEL DC4JA 12W		1						
16	1	798435-12900	FRONT TIRE R.H. KIT		1						
17	2	194216-12830	TIRE		1						
18	2	194216-12840	TUBE		1						
19	2	194190-34730	HOUSING,CORE		1						
20	2	198435-14700	WHEEL DC4JA 12W		1						

Fig.31. STEERING GEAR

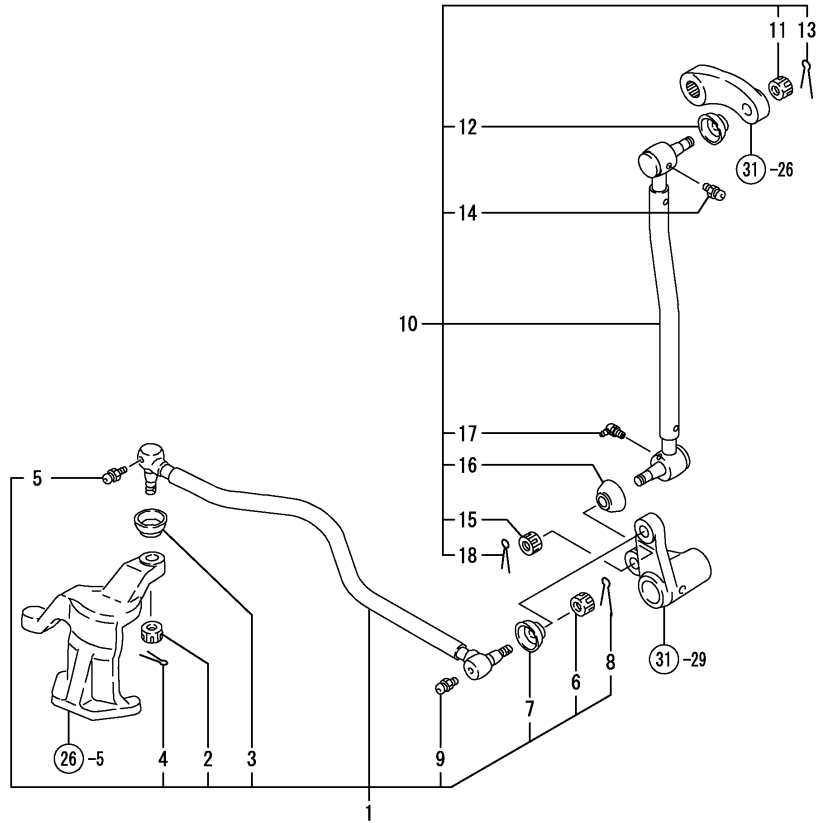
(A)=KE-140  
(B)=KE-160  
(C)=

(D)=  
(E)=  
(F)=



REF.	LEV.	PARTS NO.	DESCRIPTION	Q'TY						I	R
				(A)	(B)	(C)	(D)	(E)	(F)		
1	1	1C6140-14050	SPACER 25.2X34X2	2	2						
2	1	198421-15101	STEERING ASSY	1	1						
3	2	198421-15110	BOX,GEAR	1	1						
4	2	198421-15120	NUT COMP.,BALL	1	1						
5	2	194262-15220	SEAL TV 223508, OIL	1	1						
6	2	198421-15140	COLUMN COMPL.	1	1						
7	2	194262-15150	COVER ASSY, SIDE	1	1						
8	2	198421-15150	BUSH,COLUMN	1	1						
9	2	194262-15160	PACKING	1	1						
11	2	194262-15170	PLUG PT1/8	1	1						
12	2	194440-15230	LOCK NUT	1	1						
13	2	194440-15340	PLUG, BREATHER	1	1						
14	2	194262-15410	SHAFT, SECTOR	1	1						
15	2	194262-15420	SHIM (A) (T=1.525)	1	1						
16	2	194262-15430	SHIM (B) (T=1.555)	1	1						
17	2	194262-15440	SHIM (C) (T=1.585)	1	1						
18	2	194262-15450	SHIM (D) (T=1.615)	1	1						
19	2	194262-15460	SHIM (E) (T=1.645)	1	1						
20	2	194262-15470	SCREW, ADJUSTING	1	1						
21	2	22217-160000	SPRING WASHER 16	1	1						
22	2	26013-080202	BOLT W/WASHER M8X20	3	3						
23	2	26717-080002	NUT 8	1	1						
24	2	26737-160002	NUT M16	1	1						
25	1	198162-15510	U-NUT 12	1	1						
26	1	198162-15520	ARM, PITMAN	1	1						
27	1	194080-15550	WASHER 12	1	1						
28	1	1W4473-20030	CAP	1	1						
29	1	198163-15740	ARM, PITMAN C CMP	1	1						
30	2	198435-15750	ARM, PITMAN B	1	1						
31	2	198163-15850	BUSHING 25*25	2	2						
32	1	22273-000190	CIRCLIP E19	1	1						
33	1	198435-16230	GREASE FITTING	1	1						
34	1	26016-100252	BOLT M10X 25	4	4						
35	1	26356-120002	U-NUT M12	1	1						
36	1	198162-15610	WASHER,STEERING	2	2						
37	1	198163-15800	WHEEL, STIRRING CMP	1	1						

Fig.32. DRAG ROD



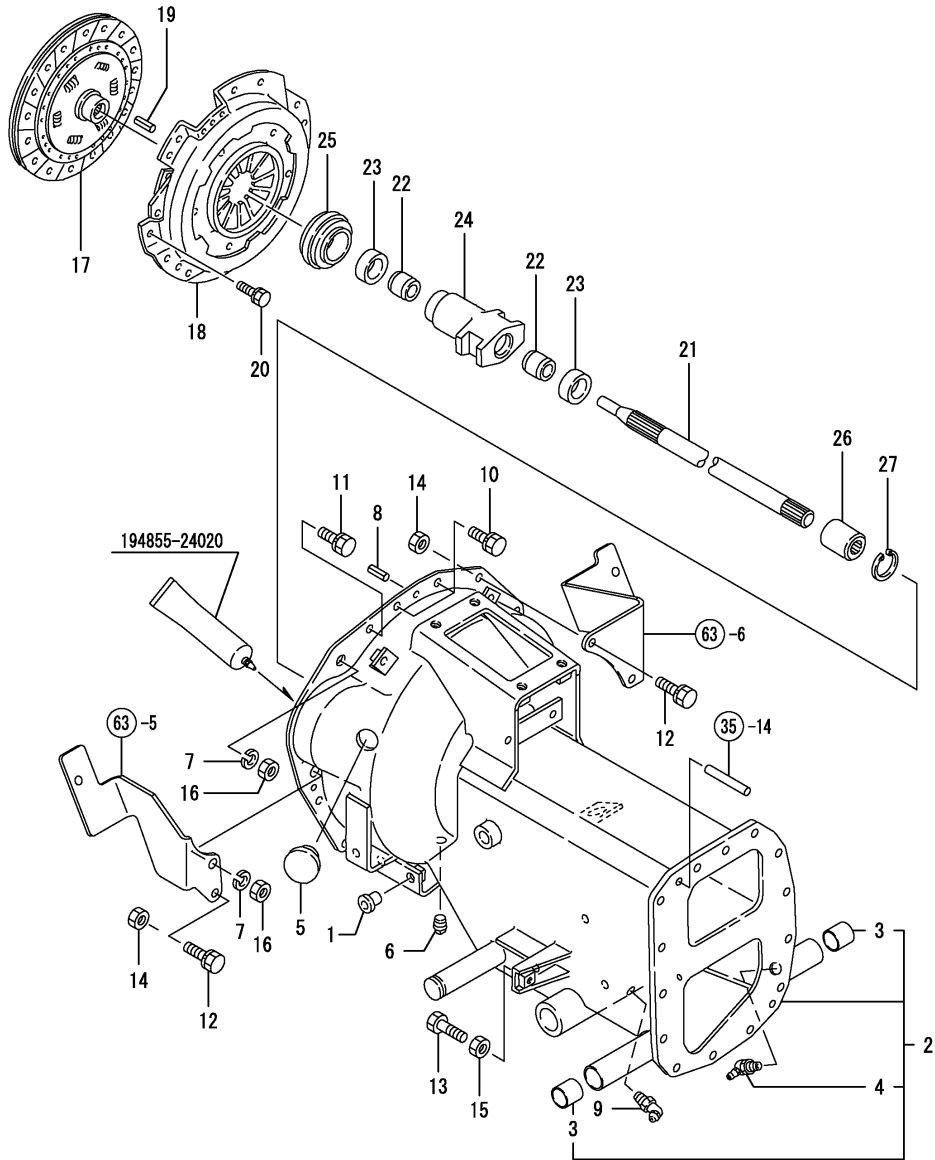
NPC-3970 32. DRAG ROD

(A)=KE-140  
(B)=KE-160  
(C)=

(D)=  
(E)=  
(F)=

REF.	LEV.	PARTS NO.	DESCRIPTION	Q'TY						I	R
				(A)	(B)	(C)	(D)	(E)	(F)		
1	1	198425-16150	ROD B COMP.,DRAG	1	1						
2	2	194215-12341	NUT	1	1						
3	2	194300-13340	COVER,DUST	1	1						
4	2	22417-250250	COTTER PIN 2.5X25	1	1						
5	2	24761-060000	NIPPLE MT6X1, GREASE	1	1						
6	2	194215-12340	NUT M10	1	1						
7	2	194300-13340	COVER,DUST	1	1						
8	2	22417-250250	COTTER PIN 2.5X25	1	1						
9	2	24761-060000	NIPPLE MT6X1, GREASE	1	1						
10	1	198435-16200	ROD, DRAG	1	1						
11	2	194215-12341	NUT	1	1						
12	2	194300-13340	COVER,DUST	1	1						
13	2	22417-250250	COTTER PIN 2.5X25	1	1						
14	2	24761-060000	NIPPLE MT6X1, GREASE	1	1						
15	2	194215-12340	NUT M10	1	1						
16	2	194300-13340	COVER,DUST	1	1						
17	2	198435-16230	GREASE FITTING	1	1						
18	2	22417-250250	COTTER PIN 2.5X25	1	1						

Fig.33. CLUTCH HOUSING



(A)=KE-140  
(B)=KE-160  
(C)=

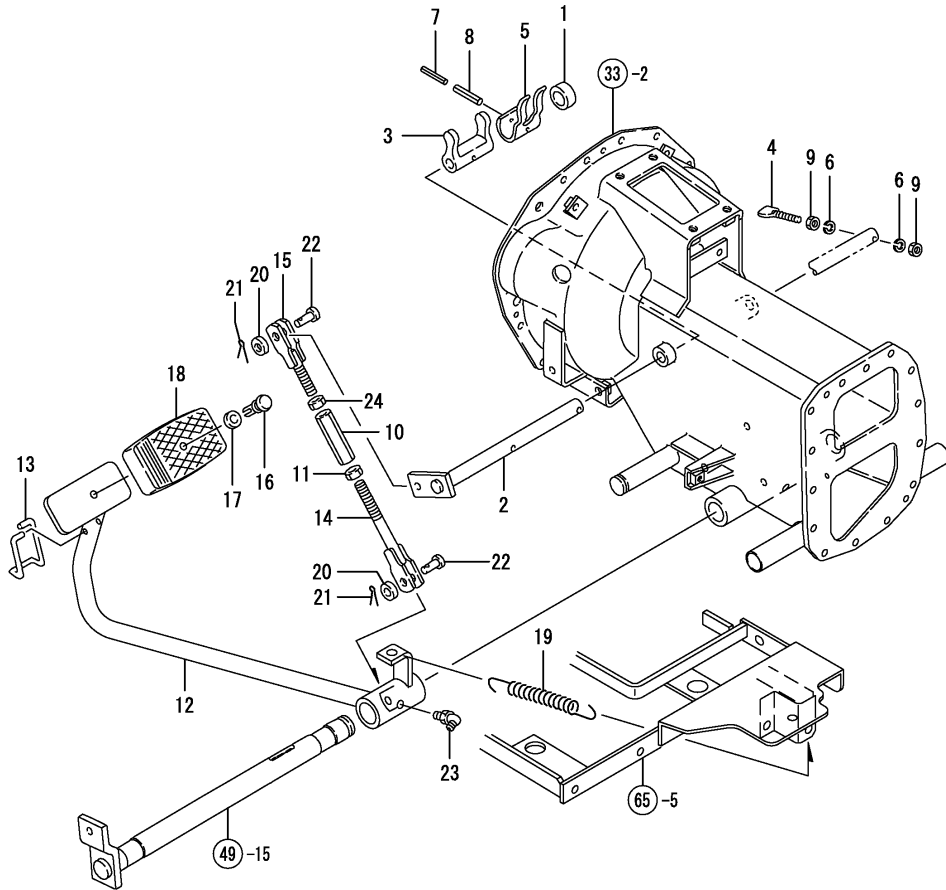
(D)=  
(E)=  
(F)=

REF.	LEV.	PARTS NO.	DESCRIPTION	Q'TY						I	R
				(A)	(B)	(C)	(D)	(E)	(F)		
1	1	194201-11230	CAP 11X21	4	4						
2	1	198163-21200	HOUSING ASSY, CLUTCH	1	1						
3	2	24550-020200	BUSH 20X20,DRY	2	2						
4	2	24761-040000	NIPPLE B,GREASE	1	1						
5	1	194300-21460	CAP	1	1						
6	1	194151-36670	PLUG PT02	1	1						
7	1	22217-100000	SPRING WASHER 10	2	2						
8	1	22351-080020	SPRING PIN 8X20	2	2						
9	1	24761-040000	NIPPLE B,GREASE	1	1						
10	1	26013-080122	BOLT M 8X 12	2	2						
11	1	26013-080162	BOLT W/WASHER M8X16	5	5						
12	1	26013-080252	BOLT M 8X 25	4	4						
13	1	26116-100352	BOLT 10X35	1	1						
14	1	26716-080002	NUT M 8	4	4						
15	1	26716-100002	NUT 10	1	1						
16	1	26716-100002	NUT 10	2	2						
17	1	198165-21450	DISC, CLUTCH	1	1						
18	1	194215-21701	PRESSURE PLATE	1	1						
19	1	22351-080016	SPRING PIN 8X16	3	3						
20	1	26013-080162	BOLT W/WASHER M8X16	6	6						
21	1	198421-22110	SHAFT,MAIN DRIVE	1	1						
22	1	194215-22210	BUSH 20.4X25X20	2	2						
23	1	194215-22220	FELT	2	2						
24	1	194215-22230	SLEEVE, BEARING	1	1						
25	1	194300-22240	BEARING, RELEASE	1	1						
26	1	194310-25100	JOINT	1	1						
27	1	22252-000170	CIRCLIP 17	1	1						

Fig.34. CLUTCH PEDAL

(A)=KE-140  
(B)=KE-160  
(C)=

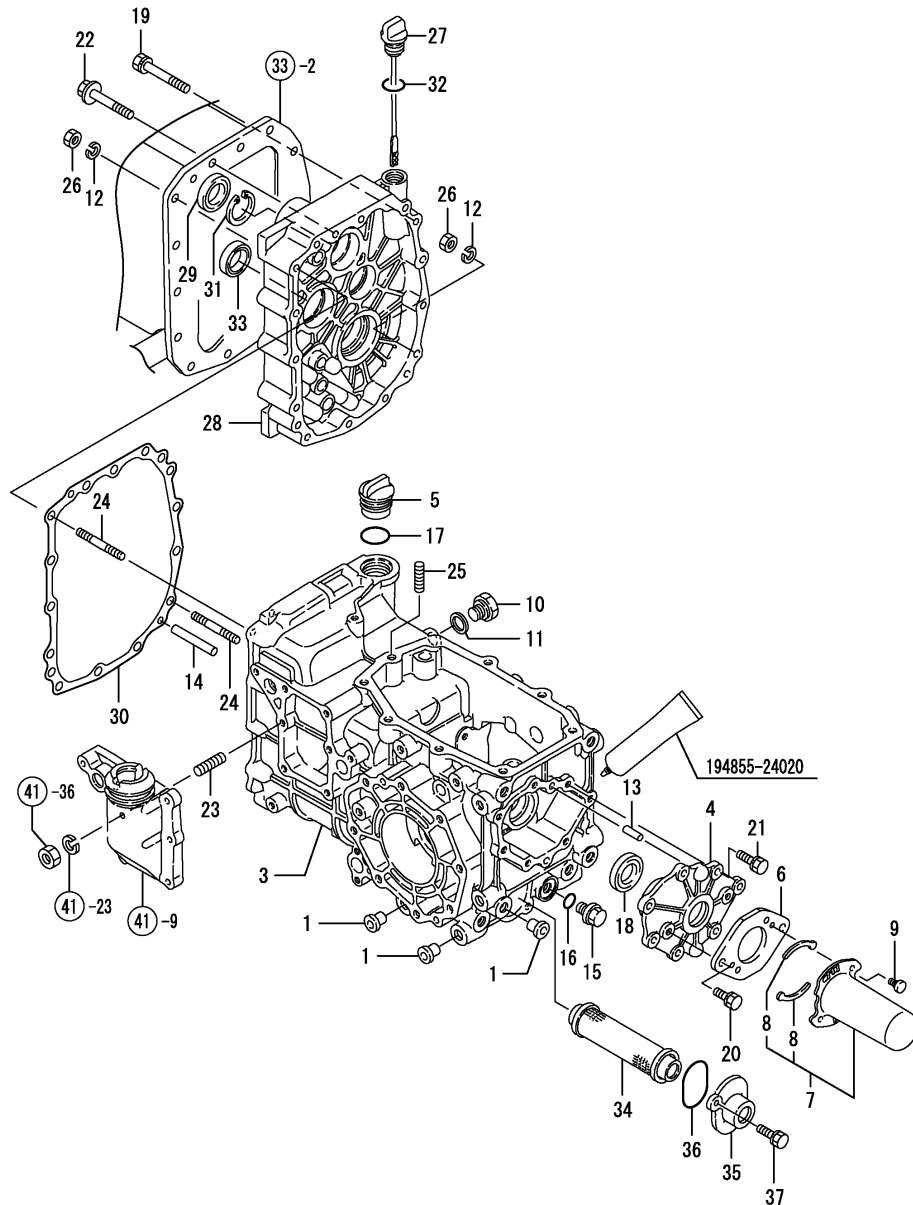
(D)=  
(E)=  
(F)=



REF.	LEV.	PARTS NO.	DESCRIPTION	Q'TY						I	R
				(A)	(B)	(C)	(D)	(E)	(F)		
1	1	1C6560-13470	COLLAR 17X26X9	1	1						
2	1	198421-22151	SHAFT,RELEASE	1	1						
3	1	194300-22160	YOKE, SHIFT	1	1						
4	1	194215-22190	LEVER	1	1						
5	1	194300-22910	SPRING	1	1						
6	1	22217-060000	SPRING WASHER 6	2	2						
7	1	22351-035040	SPRING PIN 3.5X40	1	1						
8	1	22351-060040	SPRING PIN 6X40	1	1						
9	1	26716-060002	NUT 6	2	2						
10	1	194740-00322	TURNBUCKLE	1	1						
11	1	194990-20170	NUT W/WASHER 8	1	1						
12	1	198162-22410	PEDAL COMPL.,CLUTCH	1	1						
13	1	198421-22440	LEVER,CLUTCH LOCK	1	1						
14	1	198425-22450	ROD L COMP.,CLUTCH	1	1						
15	1	198425-22480	ROD R COMP.,CLUTCH	1	1						
16	1	198133-22510	RIVET,PEDAL HEAD	1	1						
17	1	198133-22530	WASHER,RIVET	1	1						
18	1	198071-37510	COVER,PEDAL HEAD	1	1						
19	1	198421-37511	SPRING,RETURN	1	1						
20	1	22137-080000	WASHER 8, POLISHED	2	2						
21	1	22417-200200	COTTER PIN 2.0X20	2	2						
22	1	22487-080160	PIN 8X 16	2	2						
23	1	24761-040000	NIPPLE B,GREASE	1	1						
24	1	26716-080002	NUT M 8	1	1						



Fig.35. TRANSMISSION CASE



NPC-3970 35. TRANSMISSION CASE

(A)=KE-140  
(B)=KE-160  
(C)=

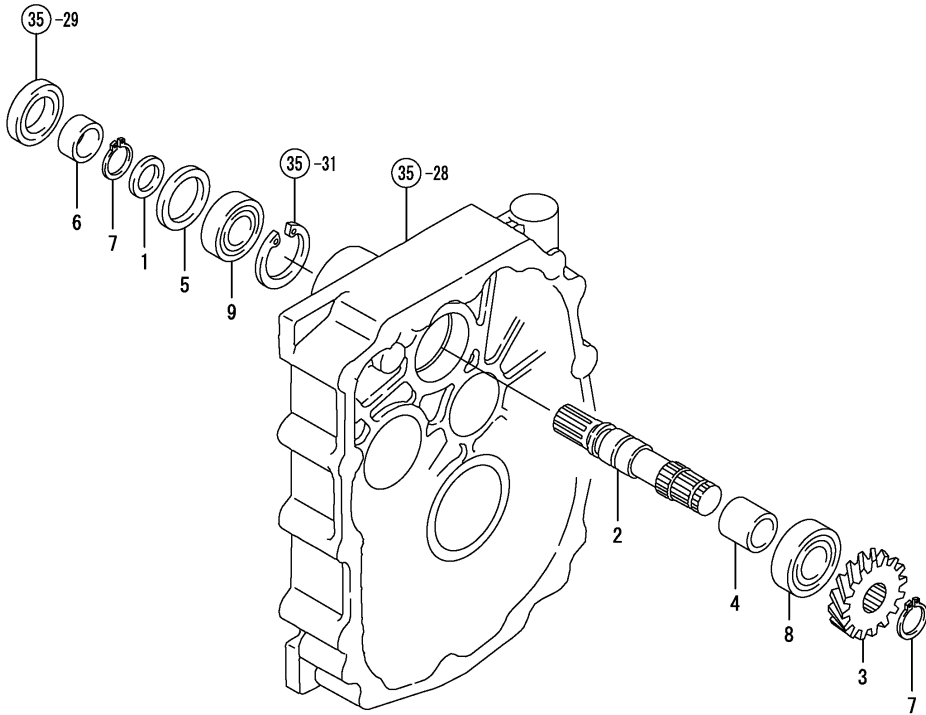
(D)=  
(E)=  
(F)=

REF.	LEV.	PARTS NO.	DESCRIPTION	Q'TY						I	R
				(A)	(B)	(C)	(D)	(E)	(F)		
1	1	194201-11230	CAP 11X21	6	6						
3	1	198425-24110	MISSION CASE	1	1						
4	1	198163-24140	COVER M,TRANSM.CS.RR	1	1						
5	1	198435-24280	OIL CAP 33	1	1						
6	1	198165-24660	PLATE	1	1						
7	1	194850-26850	COVER ASSY, SHAFT	1	1						
8	2	194850-26870	SPRING, SHIFT COVER	2	2						
9	1	194250-32530	PIN, COVER HOOK	2	2						
10	1	194312-46750	PLUG PF3/8	1	1						
11	1	194555-77910	GASKET	1	1						
12	1	22217-080000	SPRING WASHER 8	2	2						
13	1	22312-080160	PARALLEL PIN 8X 16	2	2						
14	1	22312-080630	PIN 8X63	2	2						
15	1	23491-140002	PLUG 14	1	1						
16	1	24311-000160	O-RING 1A P-16.0	1	1						
17	1	24351-020300	O-RING 1A 2030	1	1						
18	1	24421-284008	SEAL TC28 40 08, OIL	1	1						
19	1	26013-080702	BOLT M 8X 70	9	9						
20	1	26016-080202	BOLT M 8X 20	2	2						
21	1	26016-080252	BOLT M 8X 25	7	7						
22	1	26106-080702	BOLT M 8X 70 PLATED	3	3						
23	1	26226-080252	STUD M 8X 25 PLATED	1	1						
24	1	26226-080652	STUD M 8X 65 PLATED	2	2						
25	1	26226-100252	STUD M10X 25 PLATED	1	1						
26	1	26716-080002	NUT M 8	2	2						
27	1	198435-24290	GAUGE,OIL LEVEL	1	1						
28	1	198163-24320	PLATE	1	1						
I 28-1	1	198163-24321	PLATE	1	1						R
		(A=F110269) (B=F110286)									
29	1	198165-24330	SEAL TC254208,OIL	1	1						
30	1	198164-24510	PACKING,TRANSM.CASE	1	1						
31	1	22252-000420	CIRCLIP 42	1	1						
32	1	24311-000180	O-RING 1A P-18.0	1	1						
33	1	24421-173508	SEAL TC17 35 08, OIL	1	1						
34	1	198421-24910	STRAINER,OIL	1	1						
35	1	194215-24970	COVER, STRAINER	1	1						
36	1	24341-000500	O-RING 1A S-50.0	1	1						
37	1	26013-080202	BOLT W/WASHER M8X20	2	2						

Fig.36. INPUT SHAFT

(A)=KE-140  
(B)=KE-160  
(C)=

(D)=  
(E)=  
(F)=

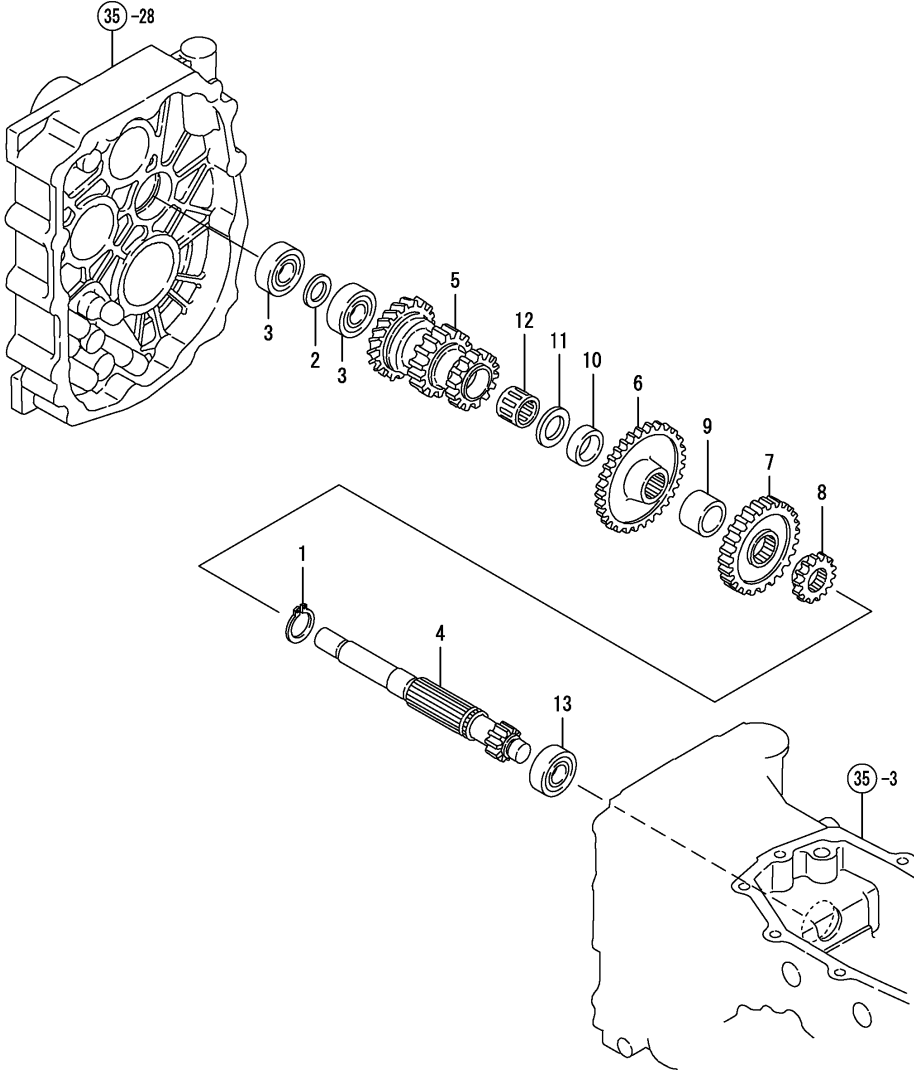


REF.	LEV.	PARTS NO.	DESCRIPTION	Q'TY						I	R
				(A)	(B)	(C)	(D)	(E)	(F)		
1	1	194305-24310	COLLAR 20X25X2	1	1						
2	1	198435-25110	INPUT SHAFT	1	1						
3	1	198425-25120	GEAR 18,MAIN DRIVE	1	1						
4	1	198435-25130	COLLAR 20.8X25.4X19	1	1						
5	1	198163-25280	COLLAR	1	1						
6	1	194855-25290	SLEEVE SI 202513	1	1						
7	1	194859-34150	RING 20	2	2						
8	1	24101-062044	BALL BEARING #6204	1	1						
9	1	24104-060044	BALL BEARING	1	1						

Fig.37. MAIN SHAFT

(A)=KE-140  
(B)=KE-160  
(C)=

(D)=  
(E)=  
(F)=



REF.	LEV.	PARTS NO.	DESCRIPTION	Q'TY						I	R
				(A)	(B)	(C)	(D)	(E)	(F)		
1	1	194306-13140	CIRCLIP 24-S	1	1						
2	1	1E4070-14040	LINER 17.1X25X1	1	1						
3	1	194305-25160	BALL BEARING	2	2						
4	1	198435-25210	SHAFT, MAIN	1	1						
5	1	198435-25220	GEAR 25-19-16,MAIN	1	1						
6	1	198421-25231	GEAR 49,MAIN	1	1						
7	1	198435-25240	GEAR 31,MAIN	1	1						
8	1	198421-25250	GEAR 16,MAIN	1	1						
9	1	198435-25280	SPACER 30X20.2	1	1						
10	1	198435-25310	SPACER 30X7.95	1	1						
11	1	194856-25330	WASHER 22X32X2.5	1	1						
12	1	194856-25340	NEEDLE BEARING	1	1						
13	1	24101-062034	BALL BEARING	1	1						

Fig.38. COUNTER SHAFT

(A)=KE-140  
(B)=KE-160  
(C)=

(D)=  
(E)=  
(F)=

REF.	LEV.	PARTS NO.	DESCRIPTION	Q'TY						I	R
				(A)	(B)	(C)	(D)	(E)	(F)		
1	1	194306-13140	CIRCLIP 24-S	1	1						
2	1	194856-25330	WASHER 22X32X2.5	1	1						
3	1	198435-25720	GEAR 26,COUNTER	1	1						
4	1	198435-25730	COLLAR,COUNTR.SPLINE	1	1						
5	1	198435-25741	GEAR 34,COUNTER	1	1						
6	1	198163-25750	GEAR,COUNTER	1	1						
7	1	198435-25790	GEAR 24,SLIDE	1	1						
8	1	198421-25800	WASHER 35X47X2.5,THR	1	1						
9	1	198435-25801	GEAR 38-56,SLIDE	1	1						
10	1	198421-25810	COLLAR 25X36X4.5	1	1						
11	1	198435-25810	BEARING HOLDER	2	2						
12	1	198421-25820	COLLAR 32X41.5X1	1	1						
13	1	22551-050180	KEY 5X18	1	1						
14	1	24101-060044	BALL BEARING #6004	1	1						
15	1	24101-060064	BALL BEARING	1	1						
16	1	24101-063054	BEARING #6305	1	1						
17	1	24161-222610	NEEDLE BEARING	1	1						
18	1	26116-080202	BOLT M 8X 20 PLATED	4	4						
19	1	198435-25770	GEAR 17,COUNTER	1	1						

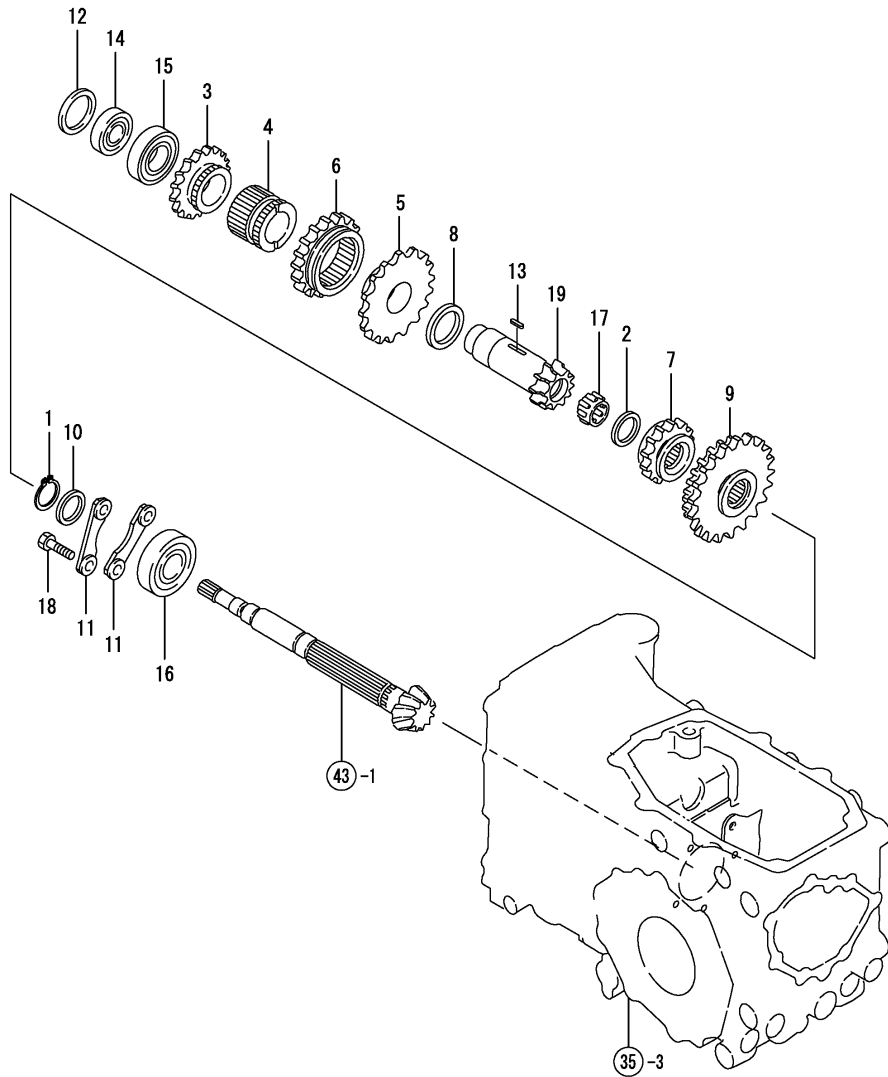
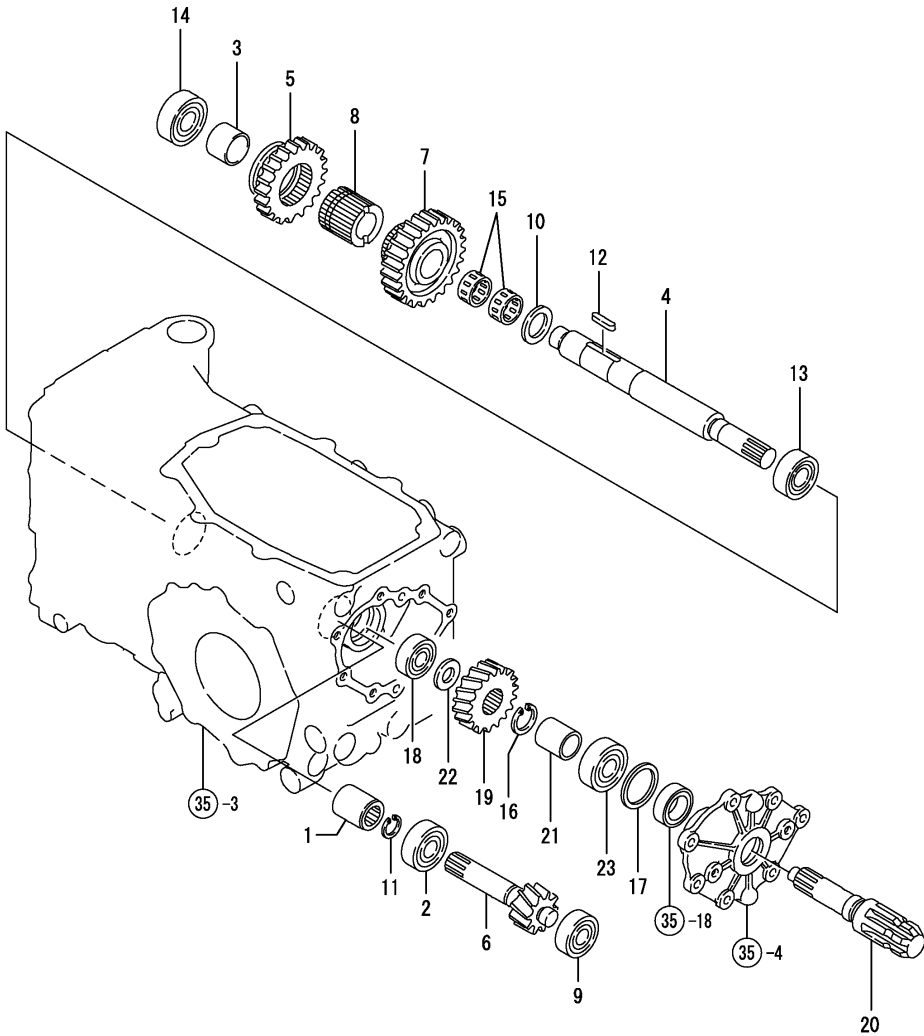


Fig.39. P.T.O DRIVE SHAFT

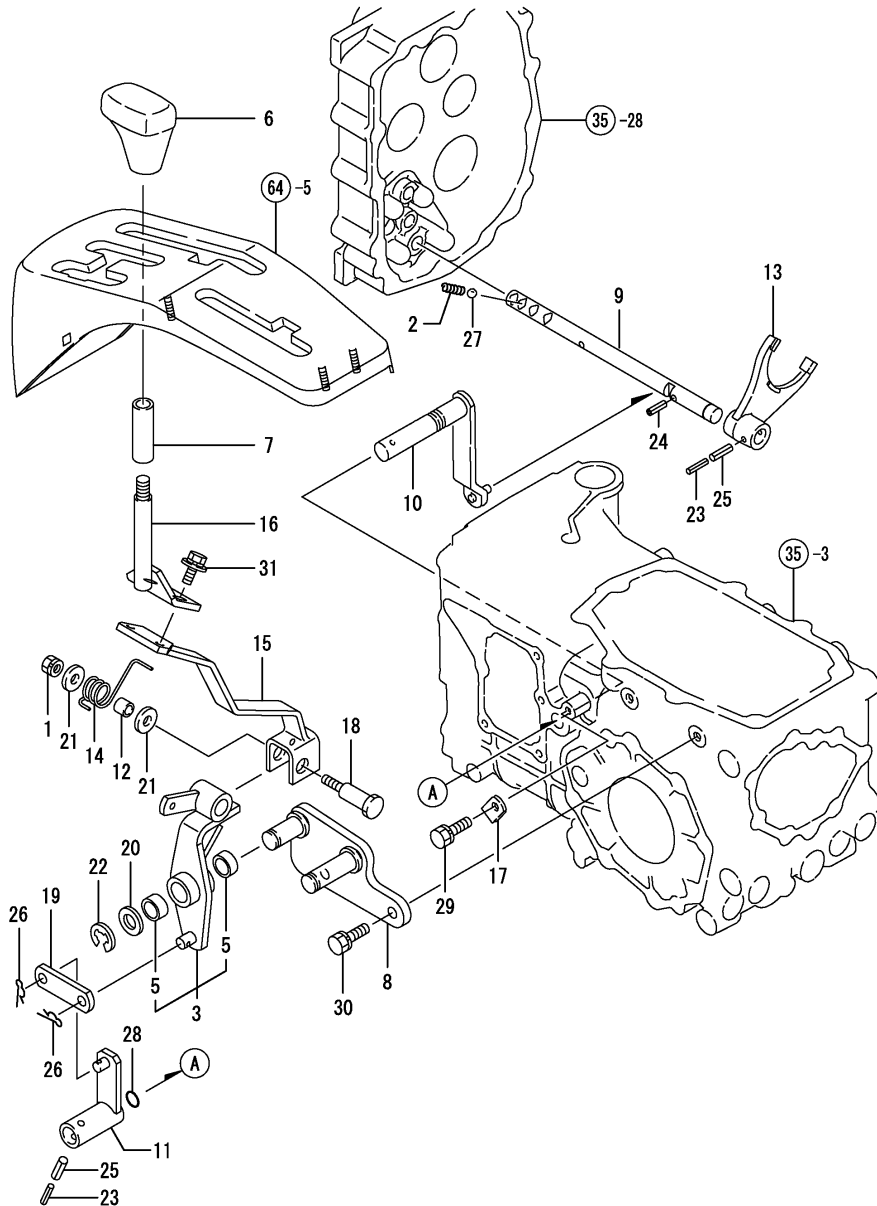
(A)=KE-140  
(B)=KE-160  
(C)=

(D)=  
(E)=  
(F)=



REF.	LEV.	PARTS NO.	DESCRIPTION	Q'TY						I	R
				(A)	(B)	(C)	(D)	(E)	(F)		
1	1	194310-25100	JOINT	1	1						
2	1	194515-25180	BALL BEARING	1	1						
3	1	198435-26100	COLLAR,PTO DRV.SHAFT	1	1						
4	1	198435-26110	SHAFT,P.T.O.DRIVE	1	1						
5	1	198435-26120	GEAR 27,P.T.O.SLIDE	1	1						
6	1	198163-26130	GEAR,PTO	1	1						
7	1	198435-26180	GEAR 30,P.T.O.DRIVE	1	1						
8	1	198435-26192	COLLAR, SPLINE	1	1						
9	1	198165-26270	BEARING TMB302	1	1						
10	1	194191-28540	WASHER 25X38X 2.5	1	1						
11	1	22252-000170	CIRCLIP 17	1	1						
12	1	22551-070300	KEY 7X30	1	1						
13	1	24101-060044	BALL BEARING #6004	1	1						
14	1	24101-062044	BALL BEARING #6204	1	1						
15	1	24161-252910	NEEDLE BEARING	2	2						
16	1	194306-13140	CIRCLIP 24-S	1	1						
17	1	194855-24150	WASHER 36X45.5X1.2	1	1						
18	1	194850-25760	BALL BEARING	1	1						
19	1	198435-26320	GEAR 23,P.T.O.	1	1						
20	1	198421-26371	SHAFT,UFO P.T.O.	1	1						
21	1	198421-26380	COLLAR 25.4X31.8X35	1	1						
22	1	1E6190-54160	WASHER 17.2X30X1.5	1	1						
23	1	24101-060054	BALL BEARING 6005	1	1						

Fig.40. MAIN CHANGE



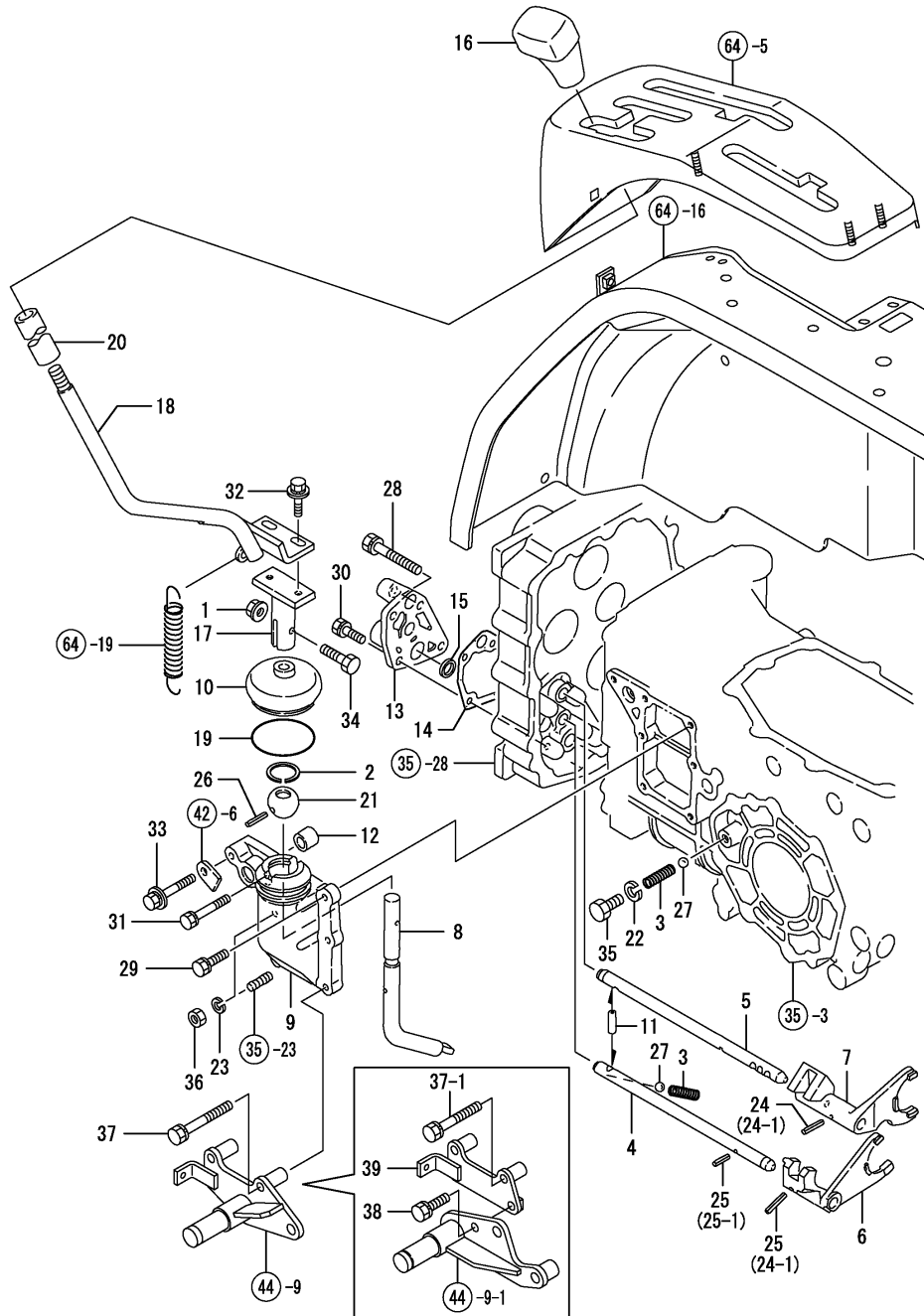
(A)=KE-140  
(B)=KE-160  
(C)=

(D)=  
(E)=  
(F)=

REF.	LEV.	PARTS NO.	DESCRIPTION	Q'TY						I	R
				(A)	(B)	(C)	(D)	(E)	(F)		
1	1	194990-22050	NUT W/WASHER 8	1	1						
2	1	198421-27110	SPRING 38.4	1	1						
3	1	198163-27200	LEVER KIT,MAIN RANGE	1	1						
5	2	24550-018100	BUSH 18X10	2	2						
6	1	198421-27240	KNOB,MAIN CHG.LEVER	1	1						
7	1	198165-27350	LEVER TUBE	1	1						
8	1	198163-27510	BRACKET, LEVER	1	1						
9	1	198163-27520	SHAFT FORK,M.CHANGE	1	1						
10	1	198421-27521	ARM, SHIFT	1	1						
11	1	198163-27530	LEVER A,MAIN CHANGE	1	1						
I 11-1	1	198163-27531	LEVER A,MAIN CHANGE	1	1						N
		(A=FXXXXX) (B=FXXXXX)									
12	1	198163-27540	COLLAR	1	1						
13	1	198435-27551	FORK, SHIFT	1	1						
14	1	198163-27560	SPRING	1	1						
15	1	198163-27571	LEVER,MN CHANGE INNR	1	1						
I 15-1	1	198163-27572	LEVER, M.RANGE INNER	1	1						N
		(A=F110170) (B=F110222)									
16	1	198163-27630	LEVER,MAIN CHANGE	1	1						
17	1	194197-27681	PLATE, KEEP	1	1						
18	1	198163-27910	PIN	1	1						
19	1	198327-47930	PLATE, LINK	1	1						
20	1	22137-180000	WASHER 18	1	1						
21	1	22157-080000	WASHER 8	2	2						
22	1	22272-000150	CIRCLIP E-15	1	1						
23	1	22351-035025	SPRING PIN 3.5X25	2	2						
24	1	22351-060020	SPRING PIN 6X20	1	1						
25	1	22351-060025	SPRING PIN 6X25	2	2						
26	1	22360-100000	SNAP PIN 10	2	2						
27	1	24190-100001	BALL 5/16, STEEL	1	1						
28	1	24311-000125	O-RING 1A P-12.5	1	1						
29	1	26013-080202	BOLT W/WASHER M8X20	1	1						
30	1	26013-080252	BOLT M 8X 25	2	2						
31	1	26018-080202	BOLT M 8X 20	2	2						

Fig.41. SUB CHANGE

NPC-3970 41. SUB CHANGE



(A)=KE-140  
(B)=KE-160  
(C)=

(D)=  
(E)=  
(F)=

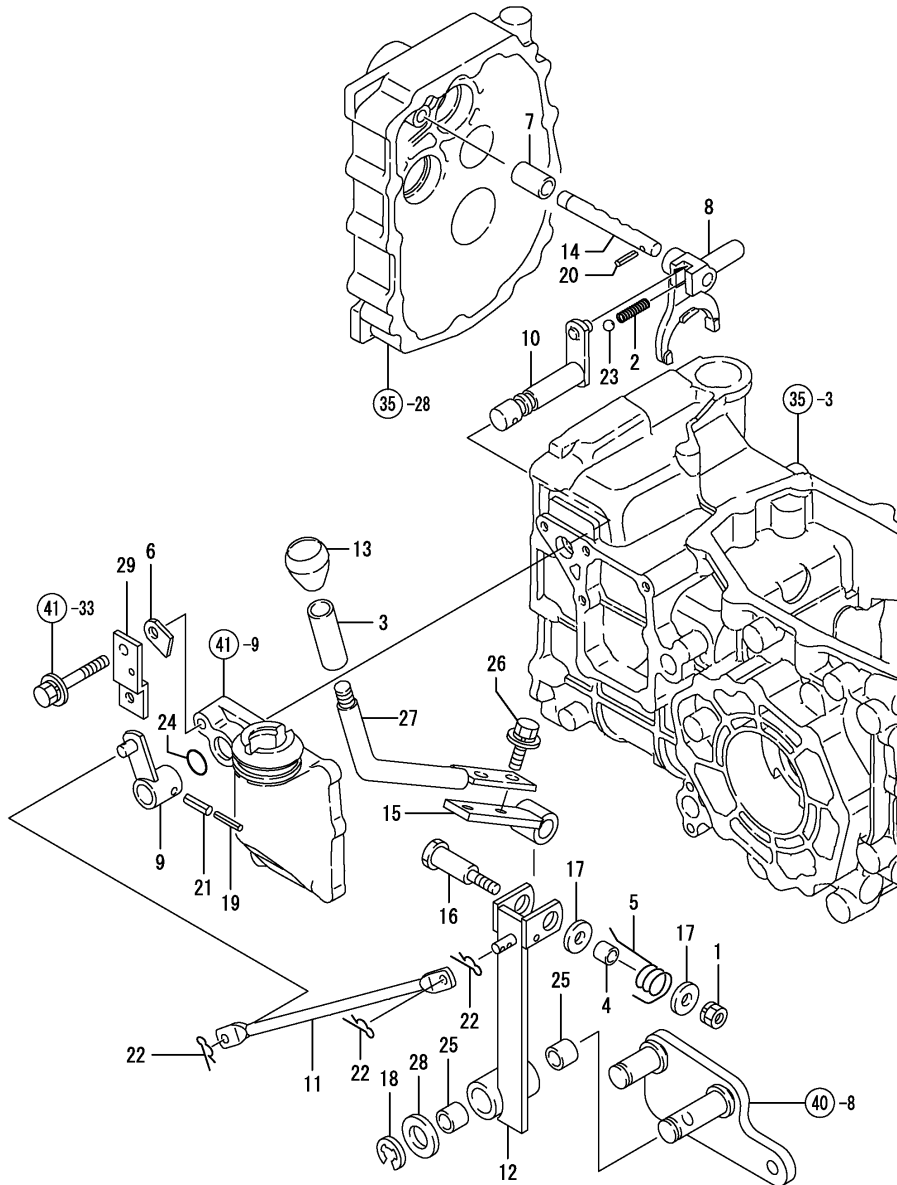
REF.	LEV.	PARTS NO.	DESCRIPTION	Q'TY						I	R
				(A)	(B)	(C)	(D)	(E)	(F)		
1	1	194990-22140	NUT W/WASHER 8	1	1						
2	1	1A1040-26320	CIRCLIP 30-H	1	1						
3	1	198421-27110	SPRING 38.4	2	2						
4	1	198163-27120	SHAFT H,FORK	1	1						
5	1	198163-27130	SHAFT L,FORK	1	1						
6	1	198435-27142	FORK, SHIFT	1	1						
7	1	198435-27151	FORK, SHIFT L	1	1						
8	1	198421-27160	ARM,MAIN CHANGE	1	1						
9	1	198421-27170	CASE,MAIN CHANGE	1	1						
10	1	198421-27180	BOOT,RUBBER	1	1						
11	1	198421-27190	SPINDLE 8X16	1	1						
12	1	198421-27200	BUSH 17X19X15	1	1						
13	1	198425-27213	CASE,FORK SHAFT	1	1						
14	1	198421-27220	PACKING,FORK SHFT.CS	1	1						
I 14-1	1	198421-27221	PACKING, SHAFT CASE	1	1						N
		(A=FXXXXX) (B=FXXXXX)									
15	1	198425-27230	COLLAR,FORK SHAFT CS	1	1						
16	1	198421-27240	KNOB,MAIN CHG.LEVER	1	1						
17	1	198435-27260	LEVER,SUB-CHG.LOWER	1	1						
18	1	198163-27270	LEVER,SUB-CHANGE	1	1						
19	1	198425-27290	O RING 35	1	1						
20	1	198165-27360	LEVER TUBE	1	1						
21	1	1E6140-56230	BALL, SHIFTER	1	1						
22	1	22217-100000	SPRING WASHER 10	1	1						
23	1	22287-080000	LOCKING WASHER	1	1						
24	1	22351-050020	SPRING PIN 5X20	1	1						
I 24-1	1	22351-050020	SPRING PIN 5X20	2	2						K
		(A=F110170) (B=F110222)									
25	1	22351-050025	SPRING PIN 5X25	2	2						
I 25-1	1	22351-050025	SPRING PIN 5X25	1	1						K
		(A=F110170) (B=F110222)									
26	1	22351-060040	SPRING PIN 6X40	1	1						
27	1	24190-100001	BALL 5/16, STEEL	2	2						
28	1	26013-080552	BOLT M 8X 55	1	1						
29	1	26016-080252	BOLT M 8X 25	2	2						
30	1	26016-080252	BOLT M 8X 25	3	3						
31	1	26016-080402	BOLT M 8X 40	1	1						
32	1	26018-080202	BOLT M 8X 20	2	2						
33	1	26018-080452	BOLT 8X 45	1	1						
34	1	26116-080304	BOLT M8 X 30 PLATED	1	1						
35	1	26116-100122	BOLT M10X 12 PLATED	1	1						
36	1	26716-080002	NUT M 8	1	1						
37	1	26016-080552	BOLT M8X55	2	2						
I 37-1	1	26013-080502	BOLT M 8X 50	2	2						N
		(A=F110066) (B=F110041)									
I 38	1	26013-080202	BOLT W/WASHER M8X20	1	1						W
		(A=F110066) (B=F110041)									
I 39	1	198163-36510	SUPPORT ASSY, HOLDER	1	1						W
		(A=F110066) (B=F110041)									

N:Old ↔ New, Q:Old ↔ New, R:Old ↔ New, S:Old ↔ New, W:Add, Z:Discontinued, F:Set Change, K:Q'ty Change  
(C)Copy Rights YANMAR CO.,LTD and YANMAR AGRICULTURAL EQUIPMENT CO.,LTD.

Fig.42. P.T.O CHANGE

(A)=KE-140  
(B)=KE-160  
(C)=

(D)=  
(E)=  
(F)=



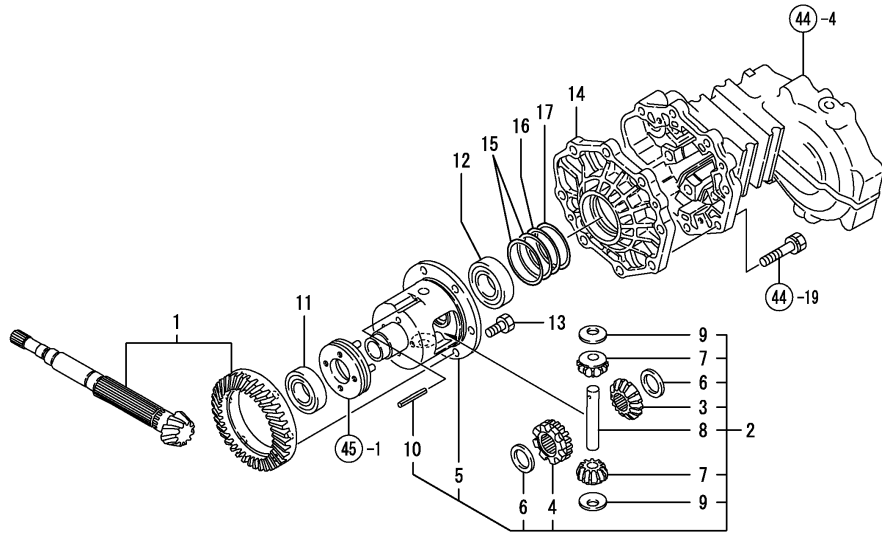
REF.	LEV.	PARTS NO.	DESCRIPTION	Q'TY						I	R
				(A)	(B)	(C)	(D)	(E)	(F)		
1	1	194990-22050	NUT W/WASHER 8	1	1						
2	1	198421-27110	SPRING 38.4	1	1						
3	1	198165-27350	LEVER TUBE	1	1						
4	1	198163-27540	COLLAR	1	1						
5	1	198163-27560	SPRING	1	1						
6	1	194197-27681	PLATE, KEEP	1	1						
7	1	198435-27700	COLLAR,P.T.O FK.SHAFT	1	1						
8	1	198435-27721	FORK, SHIFT	1	1						
9	1	198435-27731	ARM, P.T.O. SHIFT	1	1						
10	1	198435-27740	ARM,P.T.O.	1	1						
11	1	198435-27760	LINK,P.T.O.SHIFT	1	1						
12	1	198163-27790	LEVER,P.T.O.LOWER	1	1						
13	1	194420-27810	KNOB	1	1						
14	1	198163-27810	SHAFT,P.T.O FORK	1	1						
15	1	198163-27840	LEVER,P.T.O.INNER	1	1						
16	1	198163-27910	PIN	1	1						
17	1	22157-080000	WASHER 8	2	2						
18	1	22272-000150	CIRCLIP E-15	1	1						
19	1	22351-035025	SPRING PIN 3.5X25	1	1						
20	1	22351-050020	SPRING PIN 5X20	1	1						
21	1	22351-060025	SPRING PIN 6X25	1	1						
22	1	22360-080000	SNAP PIN 8	3	3						
I 22-1	1	22372-080000	SNAP PIN (JASO 8)	3	3						N
		(A=F110517)	(B=F110838)								
23	1	24190-100001	BALL 5/16, STEEL	1	1						
24	1	24311-000125	O-RING 1A P-12.5	1	1						
25	1	24550-018100	BUSH 18X10	2	2						
26	1	26018-080202	BOLT M 8X 20	2	2						
27	1	198163-27770	LEVER,P.T.O UPPER	1	1						
28	1	22137-180000	WASHER 18	1	1						
I 29	1	198163-27870	KEY	1	1						W
		(A=F110170)	(B=F110222)								



Fig.43. RING GEAR & DIFFERENTIAL GEAR

(A)=KE-140  
(B)=KE-160  
(C)=

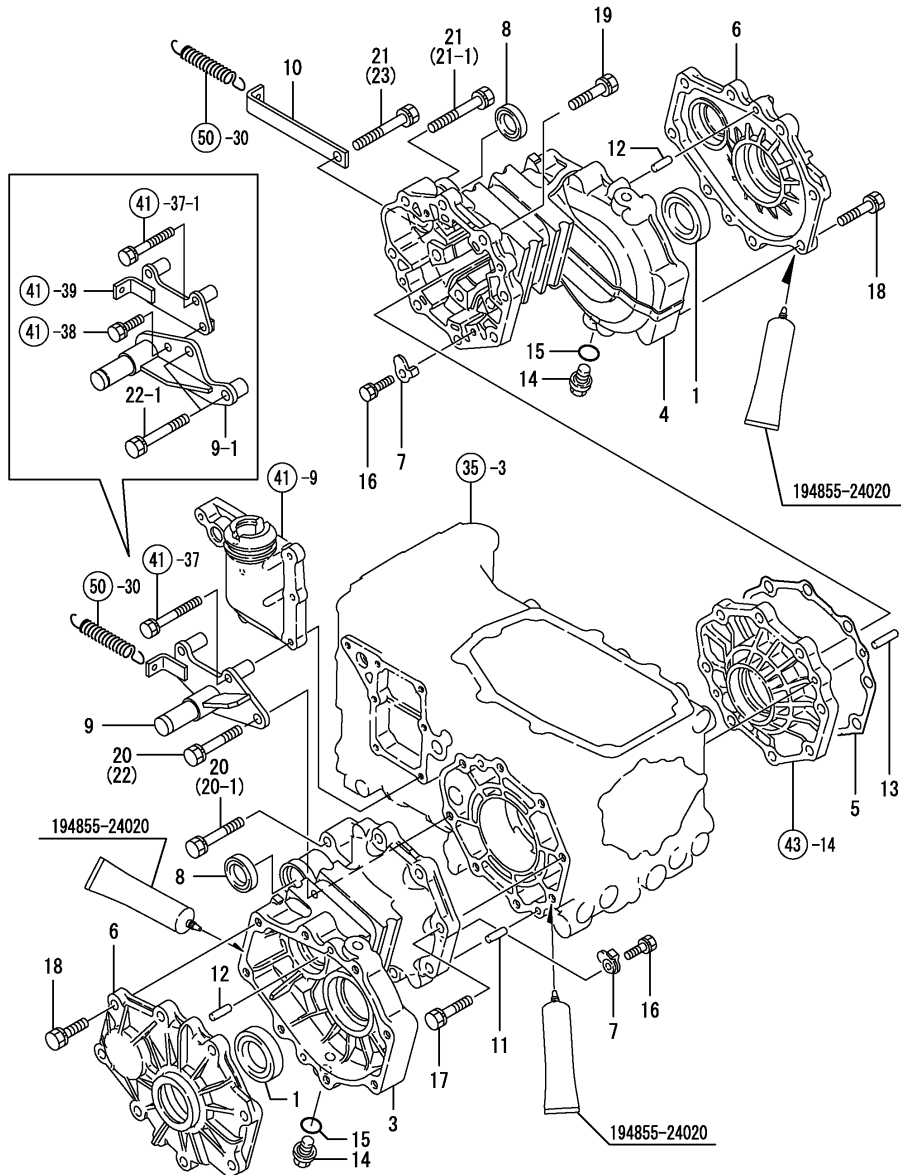
(D)=  
(E)=  
(F)=



REF.	LEV.	PARTS NO.	DESCRIPTION	Q'TY						I	R
				(A)	(B)	(C)	(D)	(E)	(F)		
1	1	198164-31340	GEAR ASSY,RING	1	1						
2	1	1A6780-31500	CASE ASSY,DIFF	1	1						
3	2	198421-31510	GEAR,DIFF.SIDE	1	1						
4	2	1A6780-31520	GEAR, DIFF.SIDE(LOCK	1	1						
5	2	198421-31530	CASE,DIFFERENTIAL	1	1						
6	2	198421-31550	LINER,DIFF.SIDE GEAR	2	2						
7	2	194300-31560	GEAR, DIFFERENTIAL	2	2						
8	2	194300-31570	SHAFT, DIFFERENTIAL	1	1						
9	2	194300-31620	WASHER, DIFFERENTIAL	2	2						
10	2	22351-040040	SPRING PIN 4X40	1	1						
11	1	24101-060064	BALL BEARING	1	1						
12	1	24101-060074	BALL BEARING	1	1						
13	1	26156-100162	BOLT M10X16	6	6						
14	1	198165-32311	CARRIER,DIFFERENTIAL	1	1						
15	1	198421-32320	SHIM 0.1,DIF.CARRIER	2	2						1
16	1	198421-32330	SHIM 0.3,DIF.CARRIER	1	1						1
17	1	198421-32340	SHIM 0.5,DIF.CARRIER	1	1						1

Remarks  
(1) SELECT PARTS

Fig.44. REAR HOUSING



(A)=KE-140  
(B)=KE-160  
(C)=

(D)=  
(E)=  
(F)=

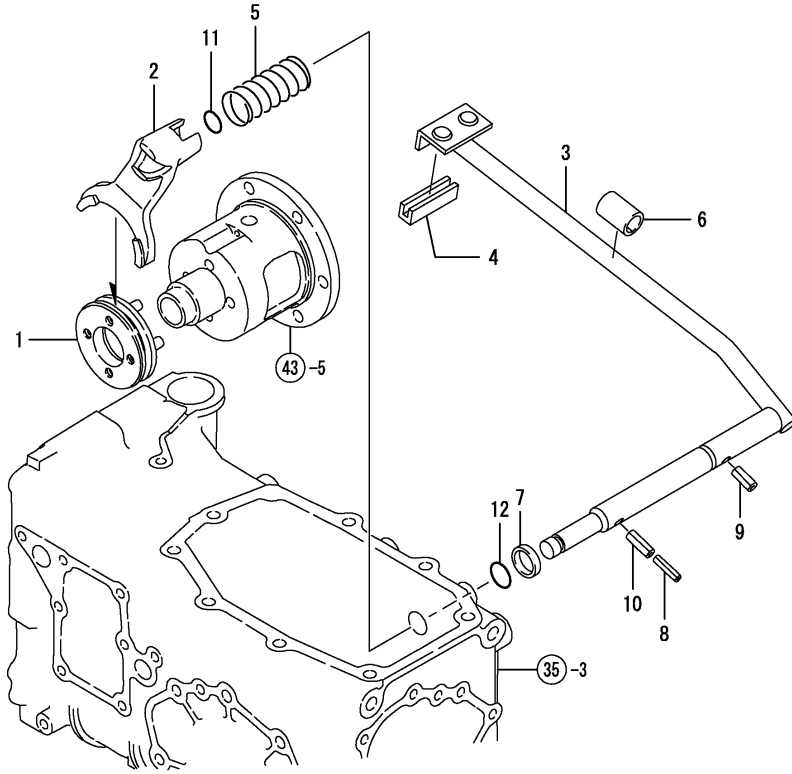
REF.	LEV.	PARTS NO.	DESCRIPTION	Q'TY						I	R
				(A)	(B)	(C)	(D)	(E)	(F)		
1	1	194447-13650	SEAL TC6Y445711.5	2	2						
3	1	198165-32610	HOUSING L,REAR AXLE	1	1						
4	1	198165-32620	HOUSING R,REAR AXLE	1	1						
5	1	198421-32630	PACKING,HOUSING	1	1						
6	1	198425-32640	COVER,REAR AXLE	2	2						
7	1	198421-32660	STOPPER,STEEL PLATE	4	4						
8	1	198290-32750	SEAL TC253506,OIL	2	2						
9	1	198163-36550	HOLDER, CAM LEVER A	1	1						
I 9-1	1	198163-36551	HOLDER, CAM LEVER A	1	1						S
		(A=F110066) (B=F110041)									
I 9-2	1	198163-36552	STAY	1	1						N
		(A=F110170) (B=F110089)									
10	1	198163-36590	PLATE, HOOK	1	1						
I 10-1	1	198163-36610	PLATE, HOOK	1	1						N
		(A=F110066) (B=F110041)									
11	1	22312-080180	PARALLEL PIN 8X16	2	2						
12	1	22312-080200	PARALLEL PIN 8X20	4	4						
13	1	22312-080320	PARALLEL PIN 8X32	2	2						
14	1	23491-140002	PLUG 14	2	2						
15	1	24311-000160	O-RING 1A P-16.0	2	2						
16	1	26013-080202	BOLT W/WASHER M8X20	4	4						
17	1	26013-100402	BOLT M10X 40	6	6						
I 17-1	1	26013-100402	BOLT M10X 40	5	5						K
		(A=F110066) (B=F110041)									
18	1	26013-100402	BOLT M10X 40	16	16						
19	1	26013-100502	BOLT M10X 50	6	6						
20	1	26013-100552	BOLT M10X 55	2	2						
I 20-1	1	26013-100552	BOLT M10X 55	1	1						K
		(A=F110170) (B=F110089)									
21	1	26013-100652	BOLT 10X65 W/SP.WSHR	2	2						
I 21-1	1	26013-100652	BOLT 10X65 W/SP.WSHR	1	1						K
		(A=F110066) (B=F110041)									
I 22	1	26013-100602	BOLT M10X 60	1	1						W
		(A=F110066) (B=F110041)									
I 22-1	1	26013-100602	BOLT M10X 60	2	2						K
		(A=F110170) (B=F110089)									
I 23	1	26013-100702	BOLT 10X70 W/SP.WSHR	1	1						W
		(A=F110066) (B=F110041)									
I 23-1	1	26016-100702	BOLT M10X 70	1	1						N
		(A=F110220) (B=F110278)									

Fig.45. DIFFERENTIAL LOCK

NPC-3970 45. DIFFERENTIAL LOCK

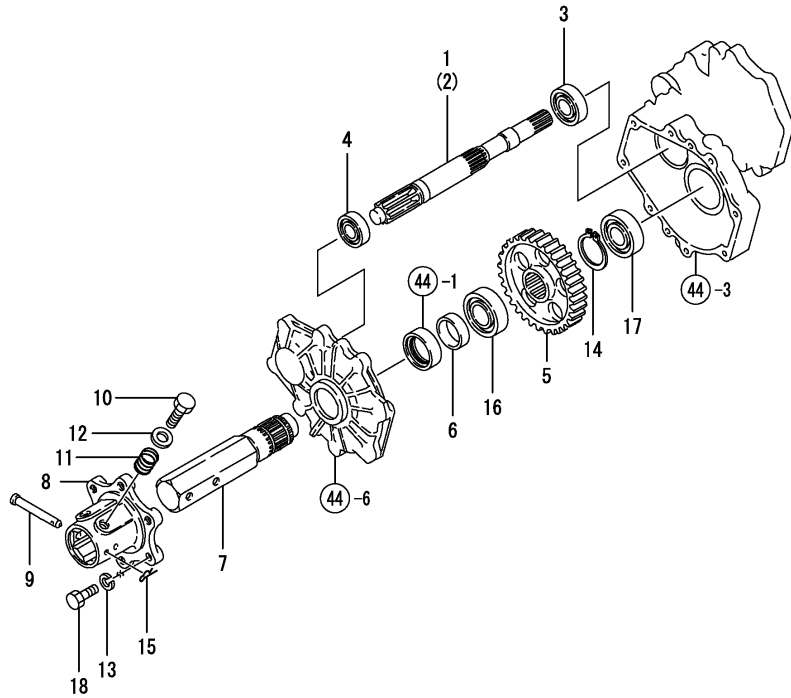
(A)=KE-140  
(B)=KE-160  
(C)=

(D)=  
(E)=  
(F)=



REF.	LEV.	PARTS NO.	DESCRIPTION	Q'TY						I	R
				(A)	(B)	(C)	(D)	(E)	(F)		
1	1	198421-33110	SLIDER,DIFF.LOCK	1	1						
2	1	198421-33120	FORK,DIFF.LOCK SHIFT	1	1						
3	1	198162-33130	PEDAL, DIFF. LOCK	1	1						
4	1	198162-33140	RUBBER 50,EDGE	1	1						
I	4-1	1A6750-61830	RUBBER	1	1						N
		(A=F110231) (B=F110297)									
5	1	198421-33140	SPRING,DIFF.LOCK	1	1						
6	1	198421-33150	PIPE,VINYL	1	1						
7	1	198421-33170	SPACER 20X25X3.2	1	1						
8	1	22351-050040	SPRING PIN 5X40	1	1						
9	1	22351-080032	SPRING PIN 8X32	1	1						
10	1	22351-080040	SPRING PIN 8X40	1	1						
11	1	24311-000110	O-RING 1A P-11.0	1	1						
12	1	24311-000160	O-RING 1A P-16.0	1	1						

Fig.46. FINAL PINION & FINAL GEAR



NPC-3970 46. FINAL PINION & FINAL GEAR

(A)=KE-140  
(B)=KE-160  
(C)=

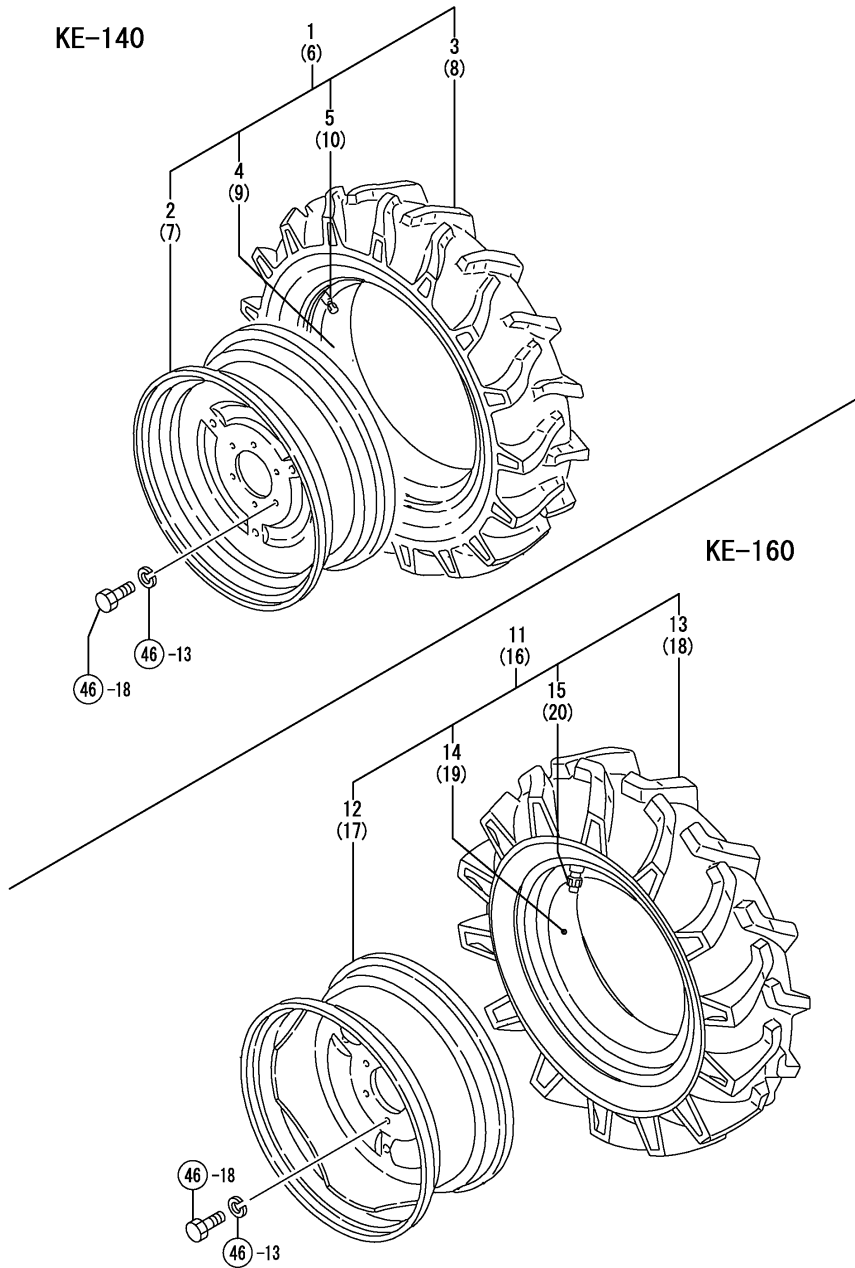
(D)=  
(E)=  
(F)=

REF.	LEV.	PARTS NO.	DESCRIPTION	Q'TY						I	R
				(A)	(B)	(C)	(D)	(E)	(F)		
1	1	198164-33410	PINION,FINAL	1	1						
2	1	198164-33420	PINION, FINAL	1	1						
3	1	24101-060060	BALL BEARING	2	2						
4	1	24101-062040	BALL BEARING	2	2						
5	1	198164-33510	GEAR,FINAL	2	2						
6	1	194447-13640	SLEEVE SI404415	2	2						
7	1	198421-34110	SHAFT,REAR AXLE	2	2						
8	1	198425-34730	HUB, WHEEL	2	2						
9	1	194200-34750	PIN 10X78	2	2						
10	1	1A1040-36010	BOLT, FLANGE	4	4						
11	1	1A1040-36040	SPRING, FLANGE BOLT	4	4						
12	1	22137-160000	WASHER 16,POLISHED	4	4						
13	1	22217-120000	SPRING WASHER 12	12	12						
14	1	22242-000400	CIRCLIP 40	2	2						
15	1	22372-100000	SNAP PIN 10	2	2						
16	1	24101-060080	BALL BEARING	2	2						
17	1	24101-062060	BALL BEARING	2	2						
18	1	26156-120252	BOLT M12X 25 PLATED	12	12						

Fig.47. REAR WHEEL TIRE

(A)=KE-140  
(B)=KE-160  
(C)=

(D)=  
(E)=  
(F)=

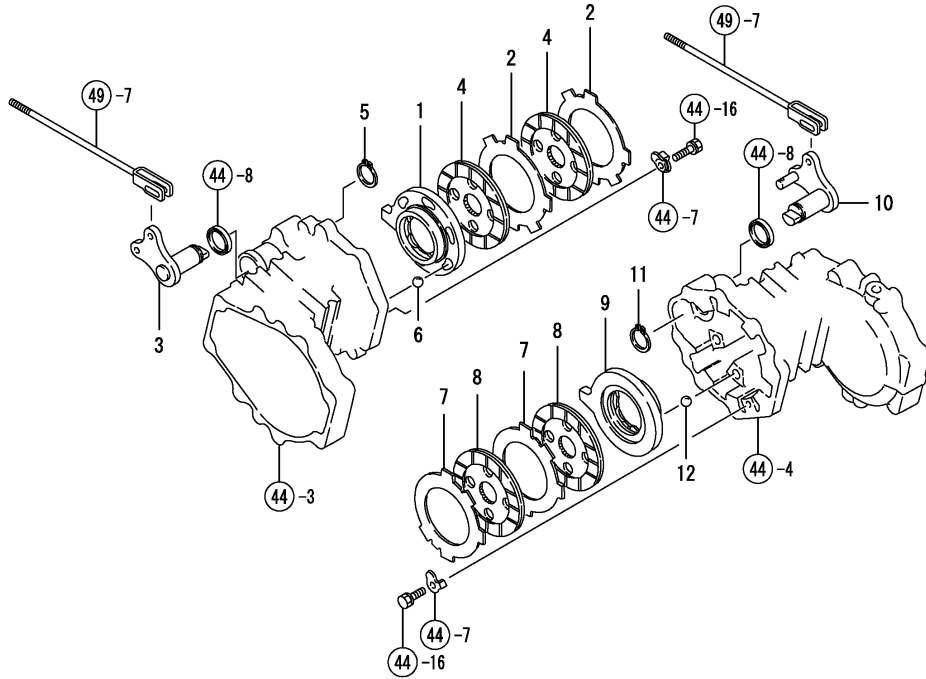


REF.	LEV.	PARTS NO.	DESCRIPTION	Q'TY						I	R
				(A)	(B)	(C)	(D)	(E)	(F)		
1	1	198425-34911	TIRE L CMP.,REAR WHL	1							
2	2	198425-34931	WHEEL	1							
3	2	198421-34950	TIRE 7-16	1							
4	2	198421-34960	TUBE	1							
5	2	194190-34730	HOUSING,CORE	1							
6	1	198425-34921	TIRE R CMP.,REAR WHL	1							
7	2	198425-34931	WHEEL	1							
8	2	198421-34950	TIRE 7-16	1							
9	2	198421-34960	TUBE	1							
10	2	194190-34730	HOUSING,CORE	1							
11	1	198435-34730	TIRE L CMP.,RR.WHEEL		1						
12	2	198435-34720	WHEEL 5JA*16WDC		1						
13	2	198435-34750	TIRE,8-16FL15		1						
14	2	198431-34830	TUBE		1						
15	2	194190-34730	HOUSING,CORE		1						
16	1	198435-34830	TIRE R CMP.,RR.WHEEL		1						
17	2	198435-34720	WHEEL 5JA*16WDC		1						
18	2	198435-34750	TIRE,8-16FL15		1						
19	2	198431-34830	TUBE		1						
20	2	194190-34730	HOUSING,CORE		1						

Fig.48. BRAKE

(A)=KE-140  
(B)=KE-160  
(C)=

(D)=  
(E)=  
(F)=

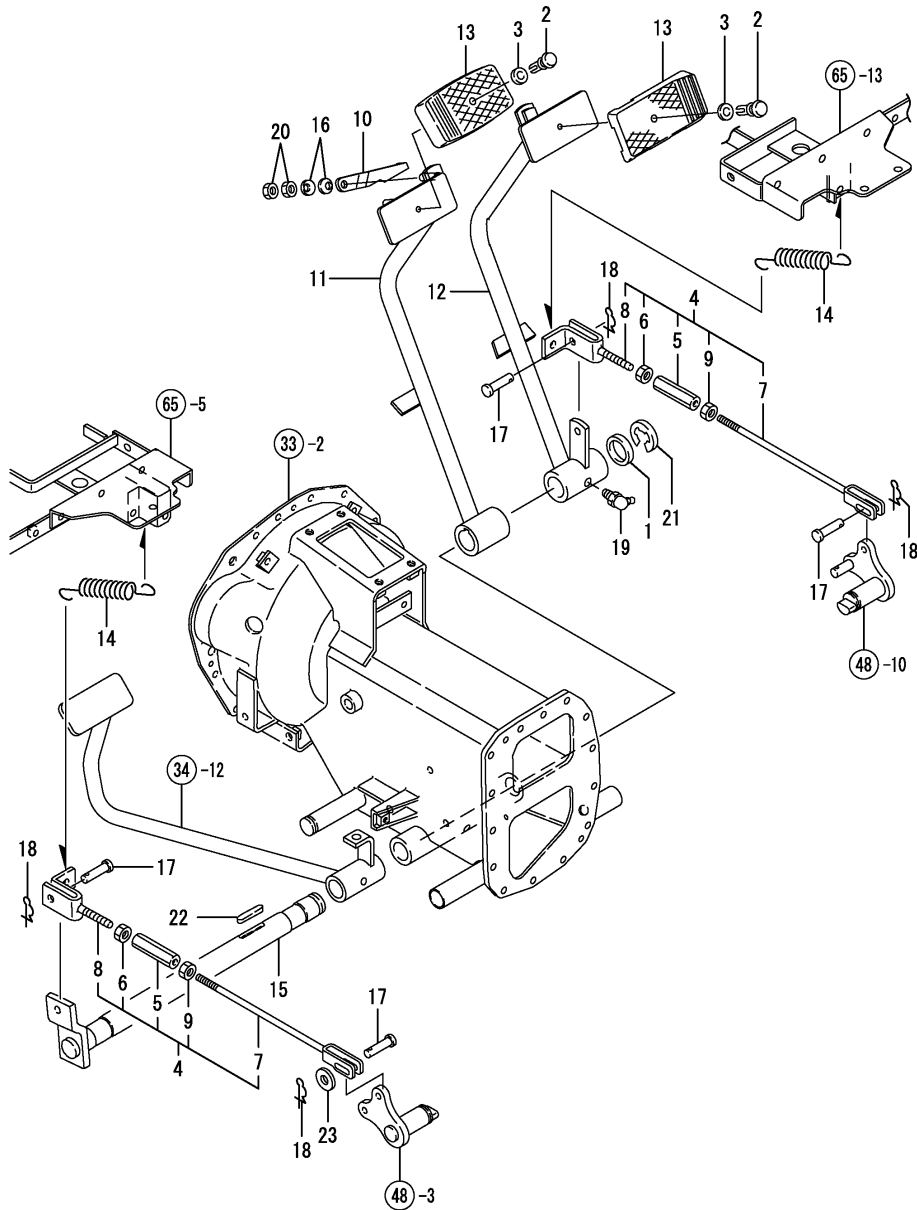


REF.	LEV.	PARTS NO.	DESCRIPTION	Q'TY						I	R
				(A)	(B)	(C)	(D)	(E)	(F)		
1	1	198421-36310	ACTUATOR L	1	1						
2	1	198421-36321	PLATE 2.6P	2	2						
3	1	198165-36350	SHAFT,CAM LEVER LH	1	1						
4	1	198421-36380	PLATE 116,FRICITION	2	2						
5	1	22242-000250	CIRCLIP 25S	1	1						
6	1	24190-160001	BALL 1/2	6	6						
7	1	198421-36321	PLATE 2.6P	2	2						
8	1	198421-36380	PLATE 116,FRICITION	2	2						
9	1	198421-36410	ACTUATOR (R)	1	1						
10	1	198165-36450	SHAFT,CAM LEVER RH	1	1						
11	1	22242-000250	CIRCLIP 25S	1	1						
12	1	24190-160001	BALL 1/2	6	6						

Fig.49. BRAKE PEDAL

(A)=KE-140  
(B)=KE-160  
(C)=

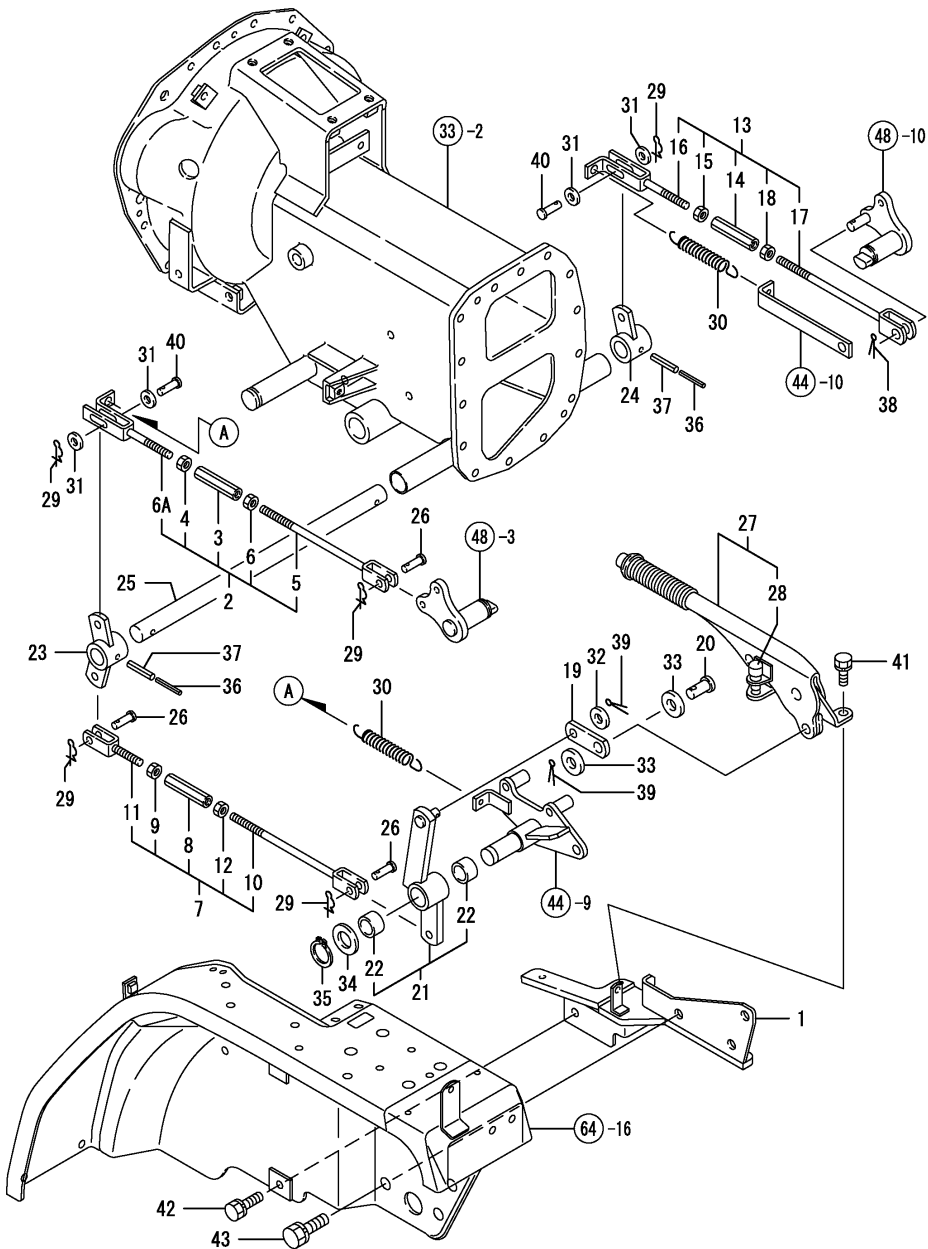
(D)=  
(E)=  
(F)=



REF.	LEV.	PARTS NO.	DESCRIPTION	Q'TY						I	R
				(A)	(B)	(C)	(D)	(E)	(F)		
1	1	1C6140-14050	SPACER 25.2X34X2	1	1						
2	1	198133-22510	RIVET,PEDAL HEAD	2	2						
3	1	198133-22530	WASHER,RIVET	2	2						
4	1	198163-36150	ROD, BRAKE A CMP	2	2						
5	2	194740-00322	TURNBUCKLE	2	2						
6	2	194990-20170	NUT W/WASHER 8	2	2						
7	2	198163-36210	ROD, BRAKE R.H	2	2						
8	2	198421-37750	SCREW,BRAKE ROD L	2	2						
9	2	26716-080002	NUT M 8	2	2						
10	1	198162-37340	CONNECTOR, B. PEDAL	1	1						
11	1	198163-37350	PEDAL ASSY, BRAKE L	1	1						
12	1	198163-37450	PEDAL ASSY, BRAKE R	1	1						
13	1	198071-37510	COVER,PEDAL HEAD	2	2						
14	1	198421-37511	SPRING,RETURN	2	2						
15	1	198421-37550	SHAFT,BRAKE PEDAL	1	1						
16	1	194300-37570	SPRING, CONICAL	2	2						
17	1	194080-37781	PIN 8X25	4	4						
18	1	1C6281-52320	PIN 8,COME-OFF SNAP	4	4						
19	1	24761-040000	NIPPLE B,GREASE	1	1						
20	1	26716-080002	NUT M 8	2	2						
21	1	22272-000190	CIRCLIP E-19	1	1						
22	1	22512-070400	KEY 7X 40	1	1						
I 23	1	1C6053-32020	WASHER 8.5X20X3.2	1	1						W

(A=F110170) (B=F110089)

Fig.50. PARKING BRAKE



(A)=KE-140  
(B)=KE-160  
(C)=

(D)=  
(E)=  
(F)=

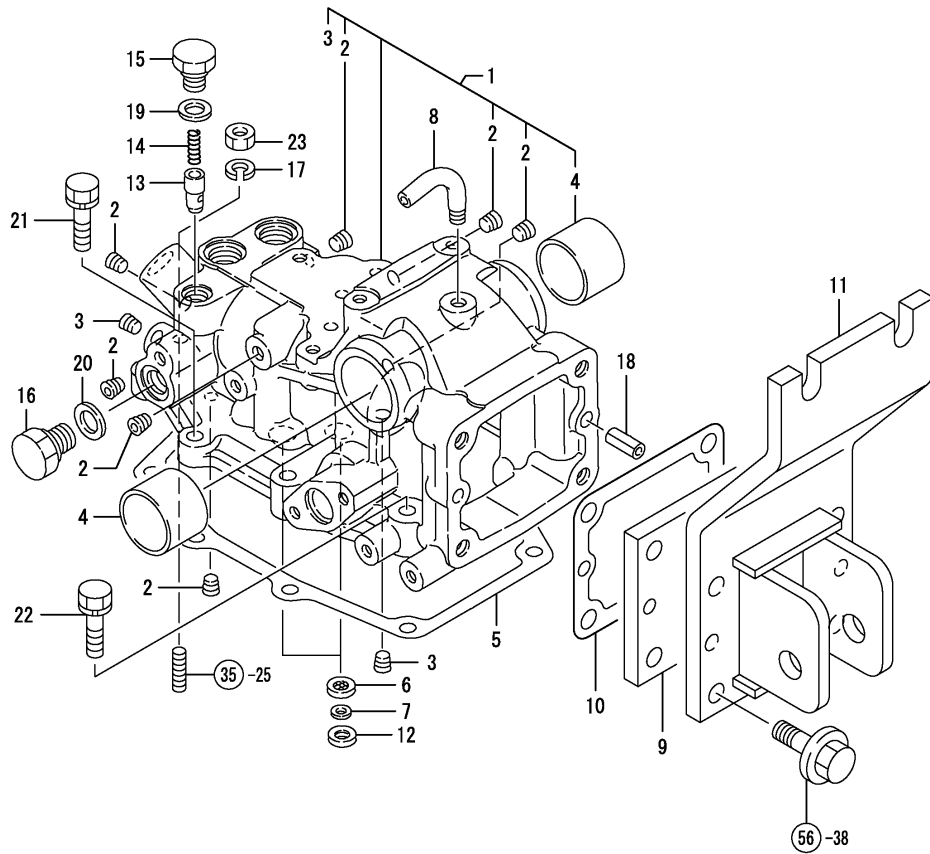
REF.	LEV.	PARTS NO.	DESCRIPTION	Q'TY						I	R
				(A)	(B)	(C)	(D)	(E)	(F)		
1	1	198163-36100	HOLDER, BRAKE CMP	1	1						
2	1	198163-36160	ROD, P.B LA CMP	1	1						
3	2	194740-00322	TURNBUCKLE	1	1						
4	2	194990-20170	NUT W/WASHER 8	1	1						
5	2	198163-36230	ROD, LINK B R	1	1						
6	2	26716-080002	NUT M 8	1	1						
6A	2	198165-36220	ROD A	1	1						
7	1	198163-36170	ROD, P.B LB CMP	1	1						
8	2	194740-00322	TURNBUCKLE	1	1						
9	2	194990-20170	NUT W/WASHER 8	1	1						
10	2	198163-36230	ROD, LINK B R	1	1						
11	2	198165-36250	ROD D	1	1						
12	2	26716-080002	NUT M 8	1	1						
13	1	198163-36180	ROD, P.B R CMP	1	1						
14	2	194740-00322	TURNBUCKLE	1	1						
15	2	194990-20170	NUT W/WASHER 8	1	1						
16	2	198165-36220	ROD A	1	1						
17	2	198163-36240	ROD, LINK C R	1	1						
18	2	26716-080002	NUT M 8	1	1						
19	1	198165-36180	PLATE	1	1						
20	1	198165-36190	PIN	1	1						
21	1	198163-36650	LEVER ASSY, CAM A	1	1						
22	2	24550-020150	BUSH 20X15	2	2						
23	1	198163-36710	LEVER, BRAKE CAM L	1	1						
24	1	198163-36720	LEVER, BRAKE CAM R	1	1						
25	1	198165-36780	SHAFT, CAM LEVER	1	1						
26	1	194080-37781	PIN 8X25	3	3						
27	1	172512-42500	LEVER, PARKING	1	1						
28	2	172512-42650	SWITCH SET	1	1						
29	1	1C6281-52320	PIN 8, COME-OFF SNAP	5	5						
30	1	198421-62410	SPRING 12X100, TENS'N	2	2						
31	1	22137-080000	WASHER 8, POLISHED	4	4						
32	1	22137-100000	WASHER 10, POLISHED	1	1						
33	1	22137-120000	WASHER 12, POLISHED	2	2						
34	1	22137-200000	WASHER 20, POLISHED	1	1						
35	1	22242-000200	CIRCLIP 20	1	1						
36	1	22351-035032	SPRING PIN 3.5X32	2	2						
37	1	22351-060032	SPRING PIN 6X32	2	2						
38	1	22417-200320	COTTER PIN 2.0X32	1	1						
I 38-1	1	22417-250250	COTTER PIN 2.5X25	1	1						N
		(A=F110170) (B=F110089)									
39	1	22417-250320	COTTER PIN 2.5X 32	2	2						
I 39-1	1	22417-250250	COTTER PIN 2.5X25	2	2						N
		(A=F110170) (B=F110089)									
40	1	22487-080240	PIN 8X 24	2	2						
41	1	26013-080162	BOLT W/WASHER M8X16	2	2						
42	1	26013-100202	BOLT W/WASHER M10X20	1	1						
43	1	26013-120302	BOLT W/WASHER M12X30	3	3						



Fig.51. HYDRAULIC CYLINDER CASE

(A)=KE-140  
(B)=KE-160  
(C)=

(D)=  
(E)=  
(F)=



REF.	LEV.	PARTS NO.	DESCRIPTION	Q'TY						I	R
				(A)	(B)	(C)	(D)	(E)	(F)		
1	1	198421-42102	CASE, HYDRAULIC CYL.	1	1						
2	2	23871-010000	PLUG PT1/8, SCREW	7	7						
3	2	23871-020000	PLUG PT1/4, SCREW	2	2						
4	2	24550-040300	BUSH 40X30	2	2						
5	1	198165-42120	PACKING, CYLINDER	1	1						
6	1	194850-42180	STRAINER	2	2						
7	1	194850-42190	SPACER	2	2						
8	1	194205-42280	PIPE, AIR BREATHER	1	1						
I	8-1	198163-42950	PIPE, AIR BREATHER	1	1						N
		(A=F110170)	(B=F110222)								
9	1	198163-42810	PLATE, KEEP CMP	1	1						
10	1	194151-42832	GASKET, (NON-ASB.)	1	1						
11	1	198163-42850	HINGE, TOP LINK CMP	1	1						
12	1	194630-43230	PACKING	2	2						
13	1	194310-46350	POPPET, CHECK	1	1						
14	1	194310-46380	SPRING	1	1						
15	1	194310-46730	PLUG 14	1	1						
16	1	194312-46750	PLUG PF3/8	1	1						
17	1	22217-100000	SPRING WASHER 10	1	1						
18	1	22351-100025	SPRING PIN 10X25	2	2						
19	1	23414-140018	GASKET 14	1	1						
20	1	23414-170022	GASKET 17	1	1						
21	1	26016-100352	BOLT M10X 35	4	4						
22	1	26016-100452	BOLT M10X 45	4	4						
23	1	26716-100002	NUT 10	1	1						



Fig.53. PISTON & LIFT CRANK

(A)=KE-140  
(B)=KE-160  
(C)=

(D)=  
(E)=  
(F)=

REF.	LEV.	PARTS NO.	DESCRIPTION	Q'TY						I	R
				(A)	(B)	(C)	(D)	(E)	(F)		
1	1	198163-43310	PISTON W/RINGS	1	1						
2	1	24315-000460	PACKING	1	1						
3	1	24372-000460	BACK UP RING T2 P	1	1						
4	1	198421-43410	ROD,PISTON	1	1						
5	1	198421-44110	CRANK,LIFT	1	1						
6	1	198421-44211	SHAFT,LIFT	1	1						
7	1	198421-44230	LINER 30X55X3	2	2						
8	1	198421-44250	SLEEVE,LIFT SHAFT	2	2						
9	1	198421-44410	ARM,LIFT	2	2						
10	1	194197-44610	WASHAR (43)	1	1						
11	1	22351-050040	SPRING PIN 5X40	1	1						
12	1	24311-000224	O-RING 1A P-22.4	1	1						
13	1	24341-000315	O-RING 1A S-31.5	2	2						
14	1	24351-020400	O-RING 1A 2040	4	4						
15	1	26013-100252	BOLT W/WASHER M10X25	2	2						

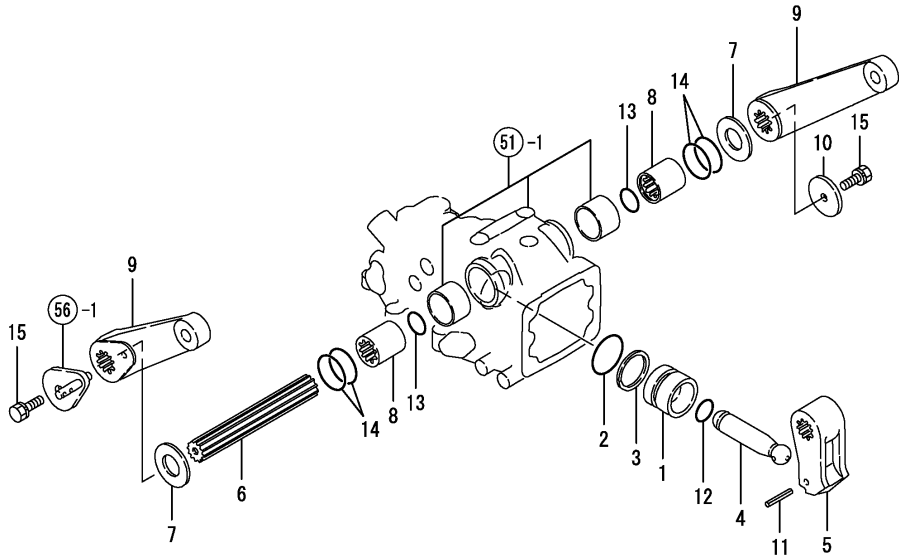
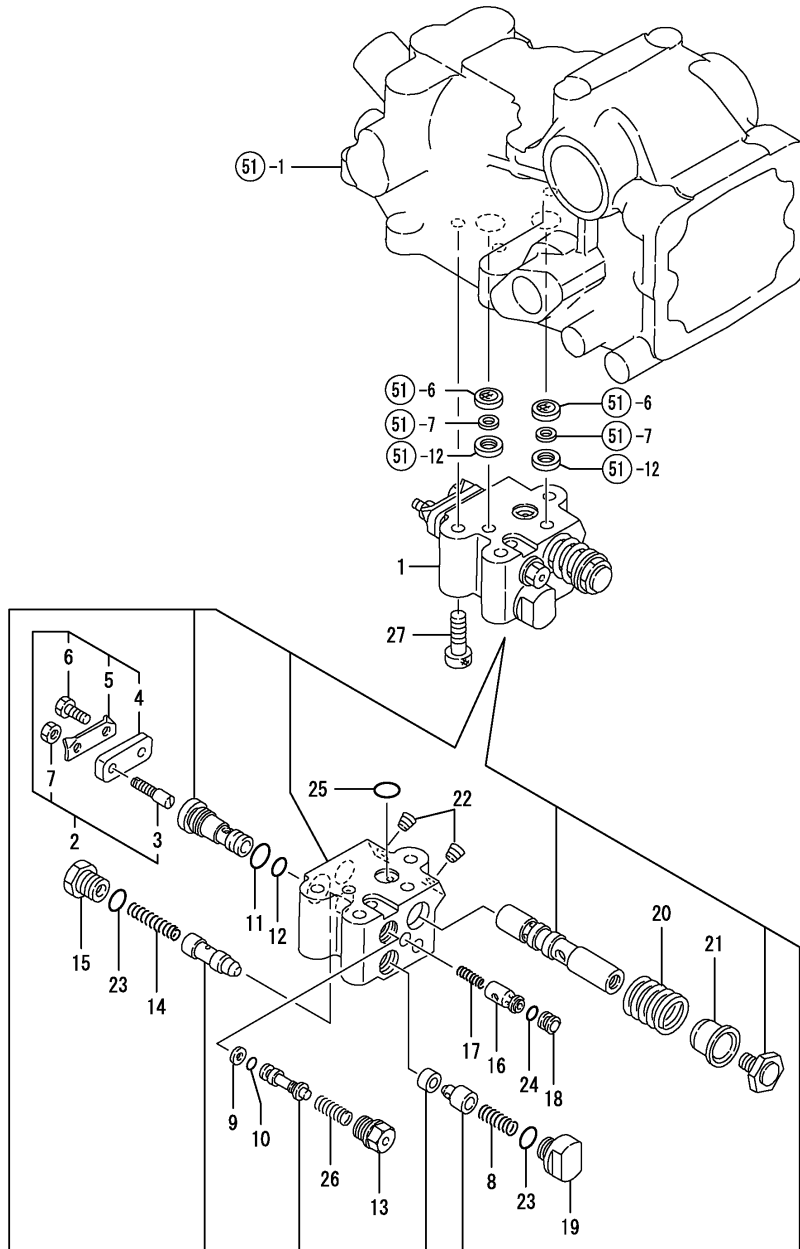


Fig.54. CONTROL VALVE

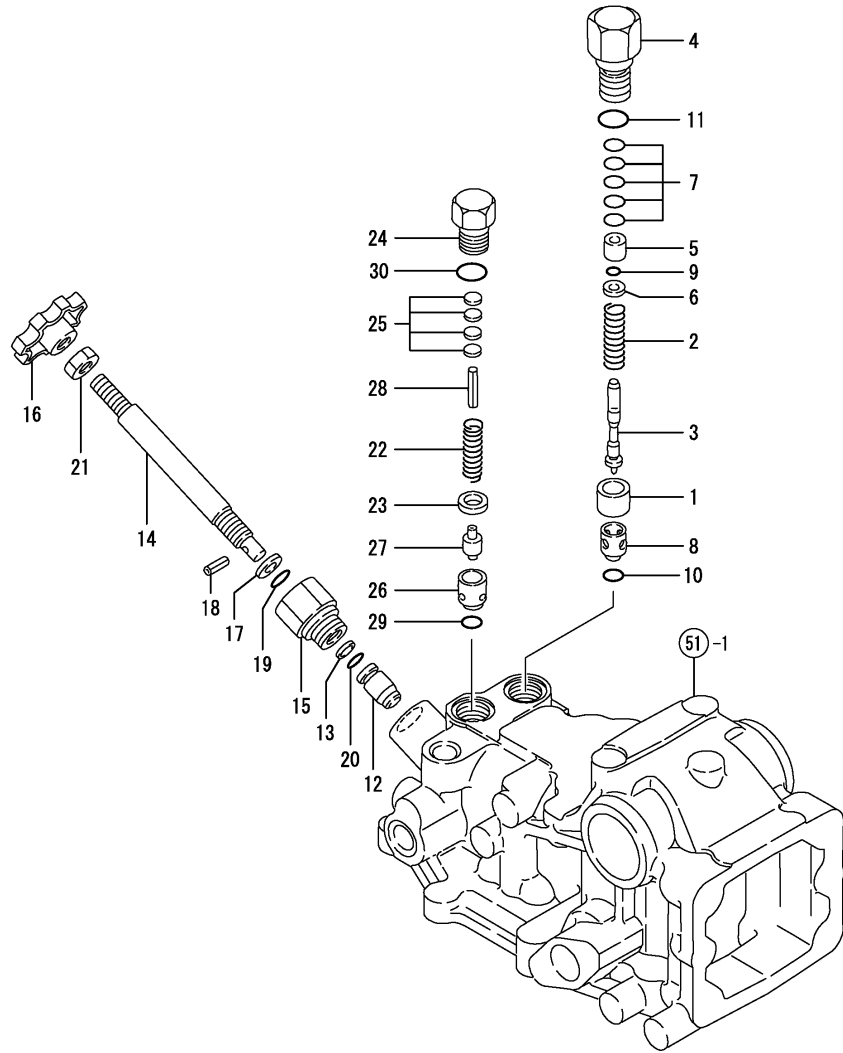
(A)=KE-140  
(B)=KE-160  
(C)=

(D)=  
(E)=  
(F)=



REF.	LEV.	PARTS NO.	DESCRIPTION	Q'TY						I	R
				(A)	(B)	(C)	(D)	(E)	(F)		
1	1	198435-45201	VALVE ASSY, CONTROL	1	1						
2	2	1A6640-25210	BAR ASSY, PUSH	1	1						
3	3	194170-45220	BAR, PUSH	1	1						
4	3	194170-45550	BAR, SPOOL	1	1						
5	3	194170-45560	WASHER 12X40X0.6	1	1						
6	3	26116-060162	BOLT 6X16	1	1						
7	3	26756-060002	LOCK NUT 6	1	1						
8	2	1A6640-45230	VALVE, SP FLW.DIVID.	1	1						
9	2	194170-45430	RING, BACK UP	1	1						
10	2	24311-000050	O-RING 1A P-5.0	1	1						
11	2	24311-000140	O-RING 1A P-14.0	1	1						
12	2	24341-000112	O-RING 1A S-11.2	1	1						
12-1	2	168245-45400	O-RING S-11.2	1	1						N
		(A=FXXXXX) (B=F110173)									
13	2	198421-45440	HOLDER, M.CHECK	1	1						
14	2	194170-45321	SPRING	1	1						
15	2	194850-45330	PLUG	1	1						
16	2	194170-45350	SPOOL	1	1						
17	2	194170-45360	SPRING	1	1						
18	2	194170-45370	PLUG	1	1						
19	2	194170-45440	PLUG	1	1						
20	2	194940-45520	SPRING, SPOOL	1	1						
21	2	194850-45560	HOLDER	1	1						
22	2	23871-010000	PLUG PT1/8, SCREW	2	2						
23	2	24311-000120	O-RING 1A P 12.0	2	2						
24	2	24315-000070	O-RING 1B P-7.0	1	1						
25	2	24315-000110	O-RING 1B P-11.0	1	1						
26	2	194170-45230	SPRING	1	1						
27	1	26450-080252	BOLT M 8X 25	3	3						

Fig.55. VALVE(RELIEF,STOP,SAFETY)



NPC-3970 55. VALVE(RELIEF,STOP,SAFETY)

(A)=KE-140  
(B)=KE-160  
(C)=

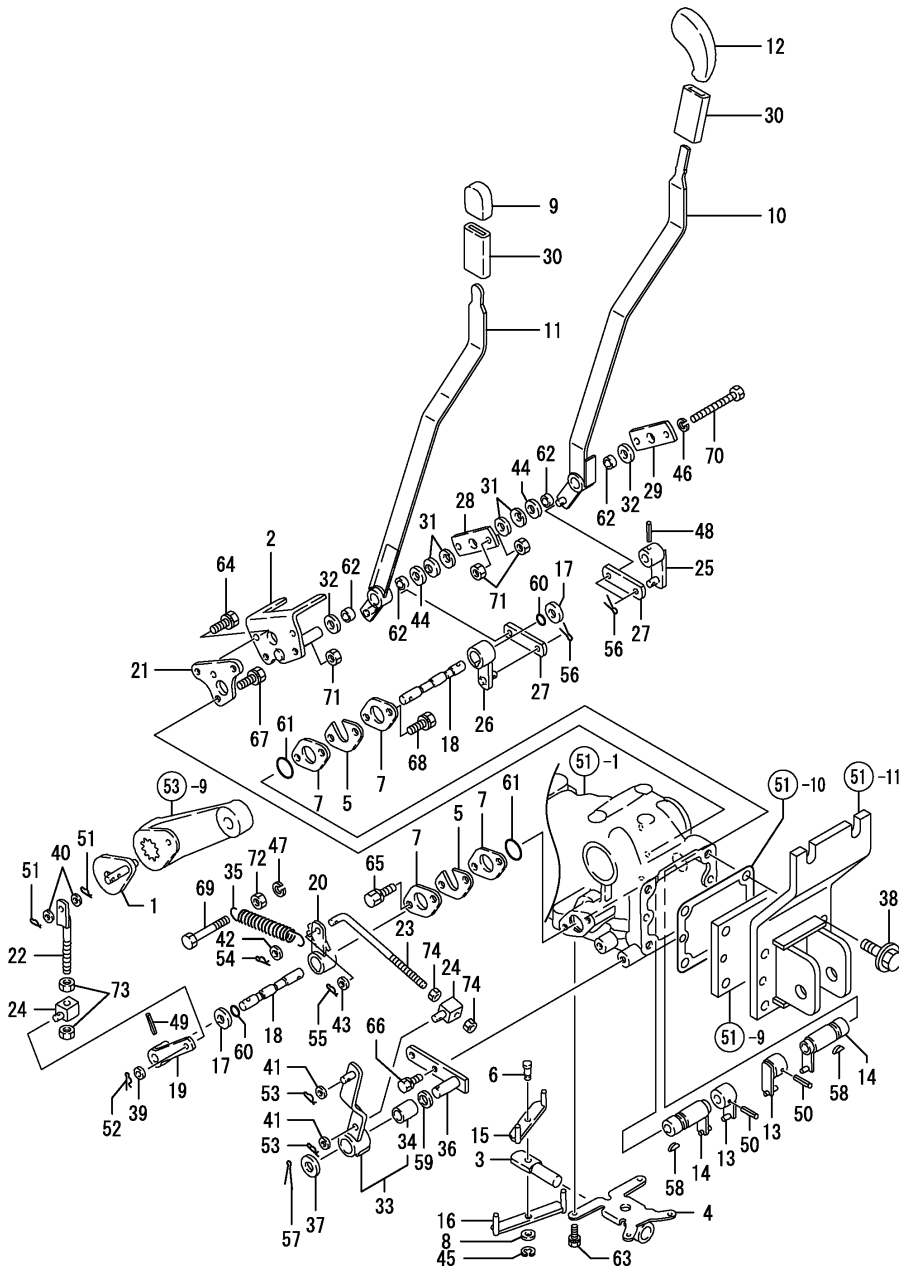
(D)=  
(E)=  
(F)=

REF.	LEV.	PARTS NO.	DESCRIPTION	Q'TY						I	R
				(A)	(B)	(C)	(D)	(E)	(F)		
1	1	198220-45340	COLLAR, VALVE SEAT	1	1						
2	1	198163-45610	SPRING,RELIEF VALVE	1	1						
3	1	194195-45620	POPPET	1	1						
4	1	198220-45630	PLUG, RELIEF VALVE	1	1						
5	1	194195-45640	SEAT, SPRING	1	1						
6	1	194195-45650	WASHER	1	1						
7	1	194850-45700	SHIM PACK	1	1						
8	1	194195-46260	SEAT, RELIEF VALVE	1	1						
9	1	194850-49230	O-RING 6X1.8	1	1						
10	1	24311-000120	O-RING 1A P 12.0	1	1						
11	1	24311-000180	O-RING 1A P-18.0	1	1						
12	1	198421-46302	VALVE, STOP	1	1						
13	1	194180-46320	RING, BACK UP	1	1						
14	1	194640-46620	BOLT, STOP	1	1						
15	1	194312-46630	HOLDER,VALVE (43)	1	1						
I	16	198220-46670	KNOB	1	1						
17	1	22117-080000	WASHER 8	1	1						
18	1	22351-040012	SPRING PIN 4X12	1	1						
19	1	24311-000120	O-RING 1A P 12.0	1	1						
20	1	24315-000100	O-RING 1B P-10.0	1	1						
21	1	26716-100002	NUT 10	1	1						
22	1	194150-45320	SPRING, RELIEF VALVE	1	1						
23	1	198220-45350	COLLAR	1	1						
24	1	198220-45370	PLUG, SAFETY VALVE	1	1						
25	1	198220-46400	SHIM PACK	1	1						
26	1	194640-46410	SEAT, SAFETY VALVE	1	1						
27	1	194640-46420	POPPET, SAFETY VALVE	1	1						
28	1	22351-060028	SPRING PIN 6X28	1	1						
29	1	24311-000120	O-RING 1A P 12.0	1	1						
30	1	24311-000180	O-RING 1A P-18.0	1	1						

Fig.56. HYDRAULIC CONTROL

(A)=KE-140  
(B)=KE-160  
(C)=

(D)=  
(E)=  
(F)=



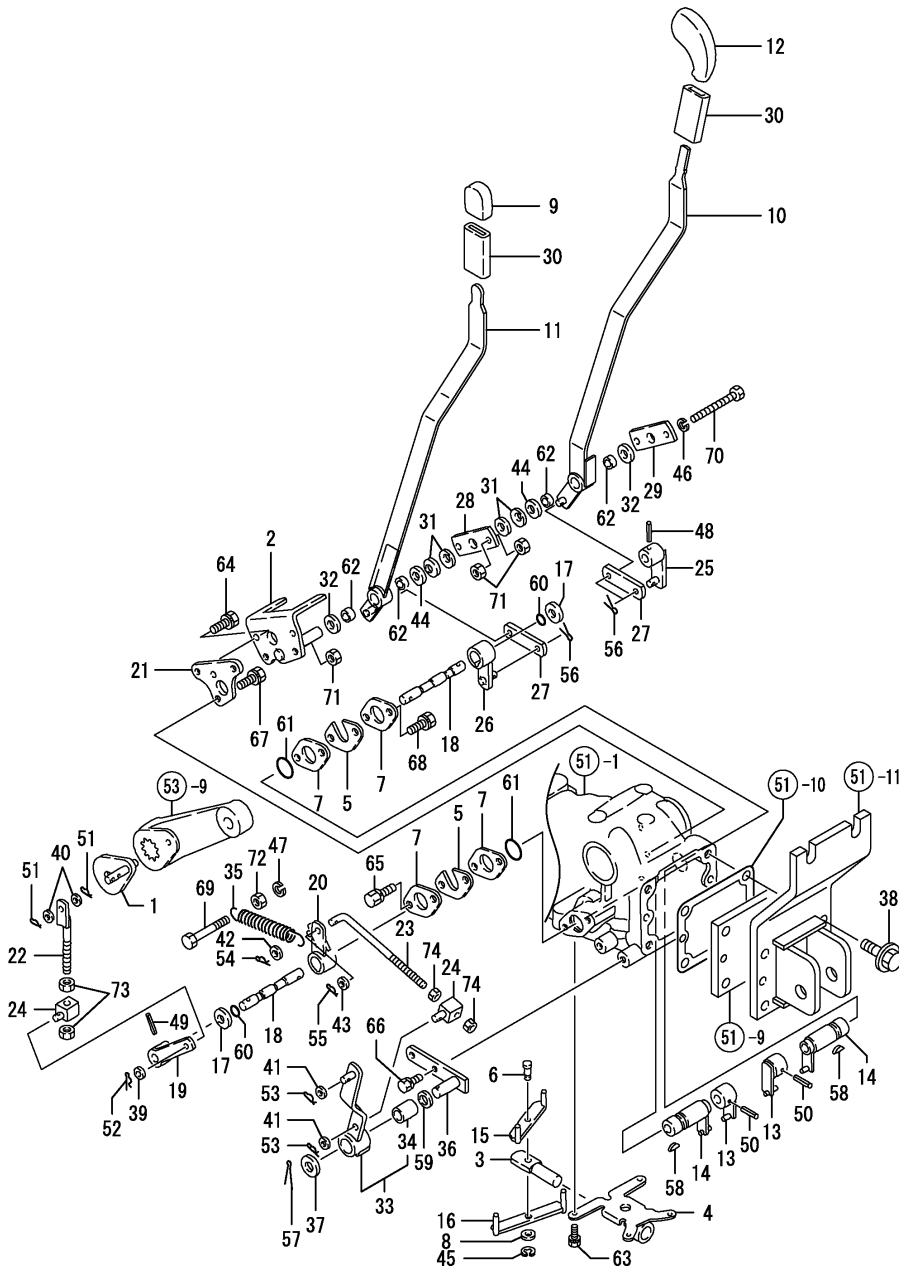
REF.	LEV.	PARTS NO.	DESCRIPTION	Q'TY						I	R
				(A)	(B)	(C)	(D)	(E)	(F)		
1	1	198431-44510	ARM,FEEDBACK	1	1						
2	1	198435-47310	STOPPER, CONTROL	1	1						
3	1	198431-47320	ROD,CONTROL	1	1						
4	1	198431-47330	PLATE	1	1						
5	1	194555-47340	PLATE (A)	2	2						
6	1	198431-47340	PIN,CONTROL	1	1						
7	1	194555-47350	PLATE	4	4						
8	1	198431-47350	WASHER	1	1						
9	1	198435-47350	KNOB,AUTO-ROTARY	1	1						
10	1	198163-47360	LEVER,PRESS.CONTROL	1	1						
11	1	198163-47370	LEVER,DIFF.CONTROL	1	1						
I	12	194215-47380	KNOB	1	1						
13	1	198431-47390	ARM,POSITION SET	2	2						
14	1	198431-47400	ARM,DRAFT SET	2	2						
15	1	198431-47420	BAR,POSITION CONTROL	1	1						
16	1	198431-47430	BAR,DRAFT CONTROL	1	1						
17	1	194180-47440	GASKET	2	2						
18	1	194208-47450	SHAFT, FEED BACK	2	2						
19	1	198431-47470	ARM,POS.FEEDBACK	1	1						
20	1	198431-47480	ARM,DRAFT FEEDBACK	1	1						
21	1	198435-47490	BASE,STOPF R	1	1						
22	1	194208-47510	ROD, FEED BACK	1	1						
23	1	198431-47520	ROD,DRAFT FEEDBACK	1	1						
24	1	194208-47530	ADJUSTER	2	2						
25	1	198435-47530	ARM, CONTROL	1	1						
26	1	198435-47540	ARM, CONTROL	1	1						
27	1	198435-47550	LINK, CONTROL	2	2						
28	1	198435-47560	PLATE	1	1						
29	1	198435-47580	PLATE B	1	1						
30	1	198162-47630	TUBE,PROTECTIVE	2	2						
31	1	194151-47760	WASHER 12	4	4						
32	1	194310-47790	PLATE, FRICTION	2	2						
I	33	198163-47800	ARM,FEED BACK	1	1						
34	2	194310-21210	BUSH 15X20X25	1	1						
35	1	194215-47840	SPRING, RETURN	1	1						
36	1	198431-47870	PLATE,FEEDBACK	1	1						
37	1	194550-47910	SPACER 15X28X2	1	1						
38	1	198165-85960	BOLT M12X 45 PLATED	4	4						
39	1	22137-080000	WASHER 8, POLISHED	1	1						
40	1	22137-080000	WASHER 8, POLISHED	2	2						
41	1	22137-080000	WASHER 8, POLISHED	2	2						
42	1	22137-080000	WASHER 8, POLISHED	1	1						
43	1	22137-080000	WASHER 8, POLISHED	1	1						
44	1	22137-120000	WASHER 12,POLISHED	2	2						
45	1	22272-000060	CIRCLIP E- 6	1	1						
46	1	22287-080000	LOCKING WASHER	2	2						
47	1	22287-080000	LOCKING WASHER	1	1						
48	1	22351-050025	SPRING PIN 5X25	1	1						
49	1	22351-050025	SPRING PIN 5X25	1	1						
50	1	22351-050025	SPRING PIN 5X25	2	2						
51	1	22372-080000	SNAP PIN (JASO 8)	2	2						

N:Old ↔ New, Q:Old ↔ New, R:Old ↔ New, S:Old ↔ New, W:Add, Z:Discontinued, F:Set Change, K:Q'ty Change  
++ CONTINUE ++  
(C)Copy Rights YANMAR CO.,LTD and YANMAR AGRICULTURAL EQUIPMENT CO.,LTD.

Fig.56. HYDRAULIC CONTROL

(A)=KE-140  
(B)=KE-160  
(C)=

(D)=  
(E)=  
(F)=

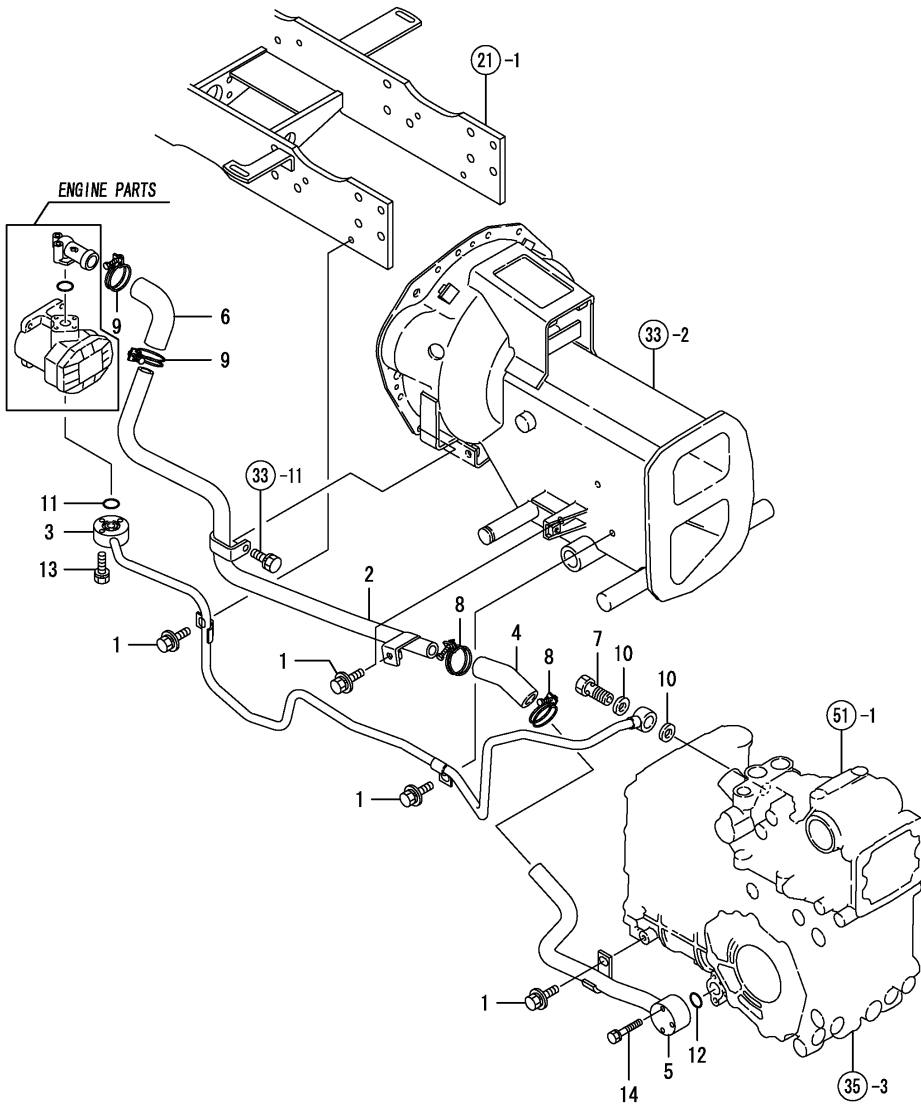


REF.	LEV.	PARTS NO.	DESCRIPTION	Q'TY						I	R
				(A)	(B)	(C)	(D)	(E)	(F)		
52	1	22372-080000	SNAP PIN (JASO 8)	1	1						
53	1	22372-080000	SNAP PIN (JASO 8)	2	2						
54	1	22372-080000	SNAP PIN (JASO 8)	1	1						
55	1	22372-080000	SNAP PIN (JASO 8)	1	1						
56	1	22417-200160	COTTER PIN 2.0X16	4	4						
57	1	22417-250320	COTTER PIN 2.5X 32	1	1						
58	1	22522-030130	WOODRUFF KEY 3X13	2	2						
59	1	23414-150000	PACKING -15	1	1						
60	1	24311-000090	O-RING 1A P-9.0	2	2						
61	1	24311-000200	O-RING 1A P-20.0	2	2						
62	1	24550-012060	BUSH 12X 6	4	4						
63	1	26016-060162	BOLT M 6X 16	4	4						
64	1	26016-080122	BOLT M 8X 12	2	2						
65	1	26016-080202	BOLT M 8X 20	2	2						
66	1	26016-080202	BOLT M 8X 20	2	2						
67	1	26016-080202	BOLT M 8X 20	2	2						
68	1	26016-080202	BOLT M 8X 20	2	2						
69	1	26116-080552	BOLT 8X55	1	1						
70	1	26116-080804	BOLT M 8X 80 PLATED	2	2						
71	1	26716-080002	NUT M 8	6	6						
72	1	26716-080002	NUT M 8	1	1						
73	1	26716-080002	NUT M 8	2	2						
74	1	26716-080002	NUT M 8	2	2						

Fig.57. HYDRAULIC PIPING

(A)=KE-140  
(B)=KE-160  
(C)=

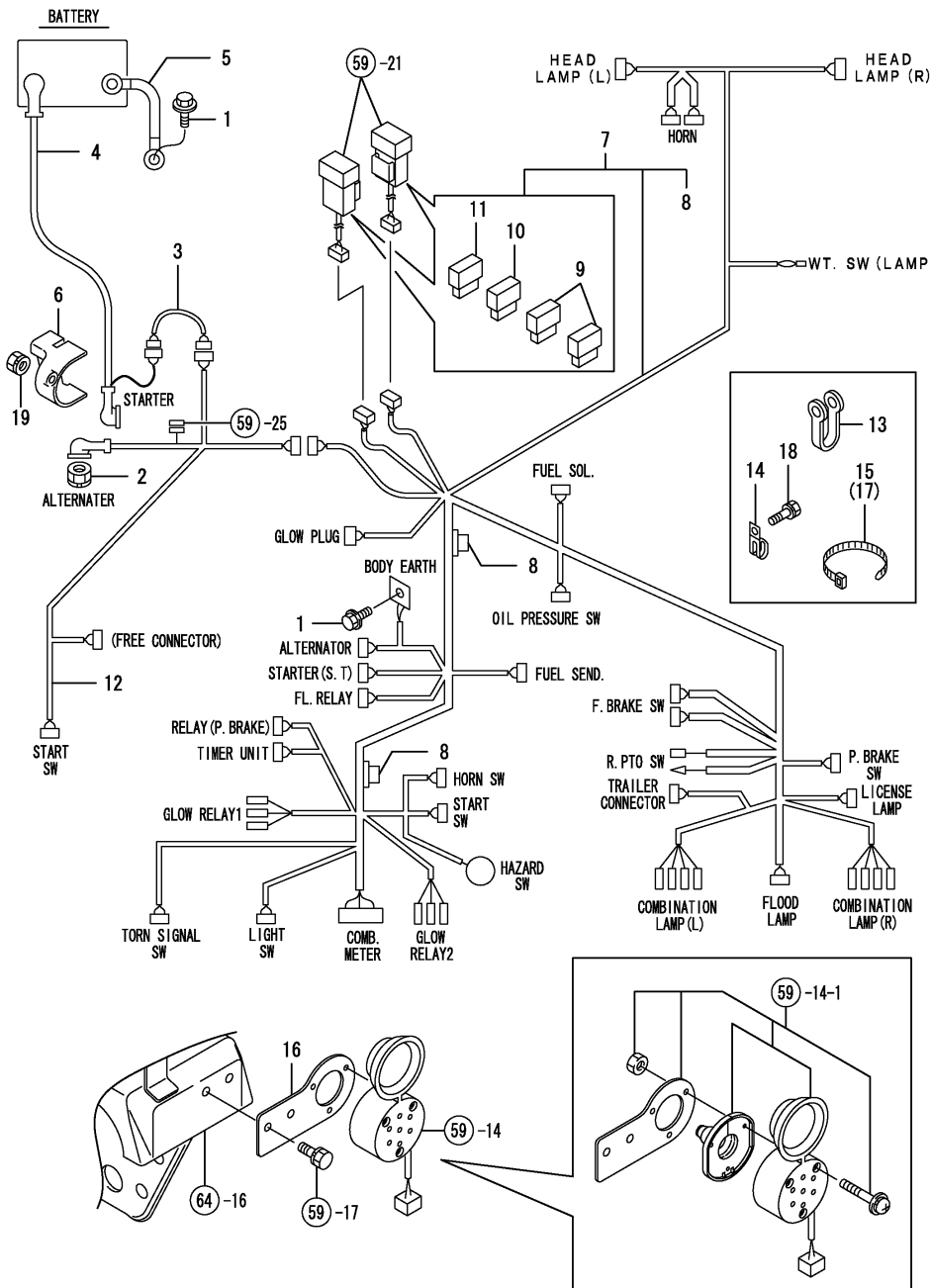
(D)=  
(E)=  
(F)=



REF.	LEV.	PARTS NO.	DESCRIPTION	Q'TY						I	R
				(A)	(B)	(C)	(D)	(E)	(F)		
1	1	26018-080202	BOLT M 8X 20	4	4						
2	1	198163-48220	PIPE, LOW PRESSURE F	1	1						
3	1	198163-48110	PIPE,HP	1	1						
4	1	198421-48240	HOSE,LOW-PRES.RUBBER	1	1						
5	1	198163-48280	PIPE, LOW PRESSURE R	1	1						
6	1	198167-48340	HOSE	1	1						
7	1	194130-48650	BOLT 18, JOINT	1	1						
I 7-1	1	198220-48750	CONNECTOR ASSY	1	1						N
		(A=F110066) (B=F110041)									
8	1	23010-030000	CLAMP 30	2	2						
9	1	23010-030000	CLAMP 30	2	2						
10	1	23414-180023	GASKET 18	2	2						
11	1	24311-000200	O-RING 1A P-20.0	1	1						
12	1	24311-000220	O-RING 1A P-22.0	1	1						
13	1	26013-060302	BOLT M 6X 30	3	3						
14	1	26013-060402	BOLT M 6X 40	3	3						
I 14-1	1	26013-060452	BOLT M 6X 45	3	3						N
		(A=F110066) (B=F110041)									



Fig.58. WIRE HARNESS

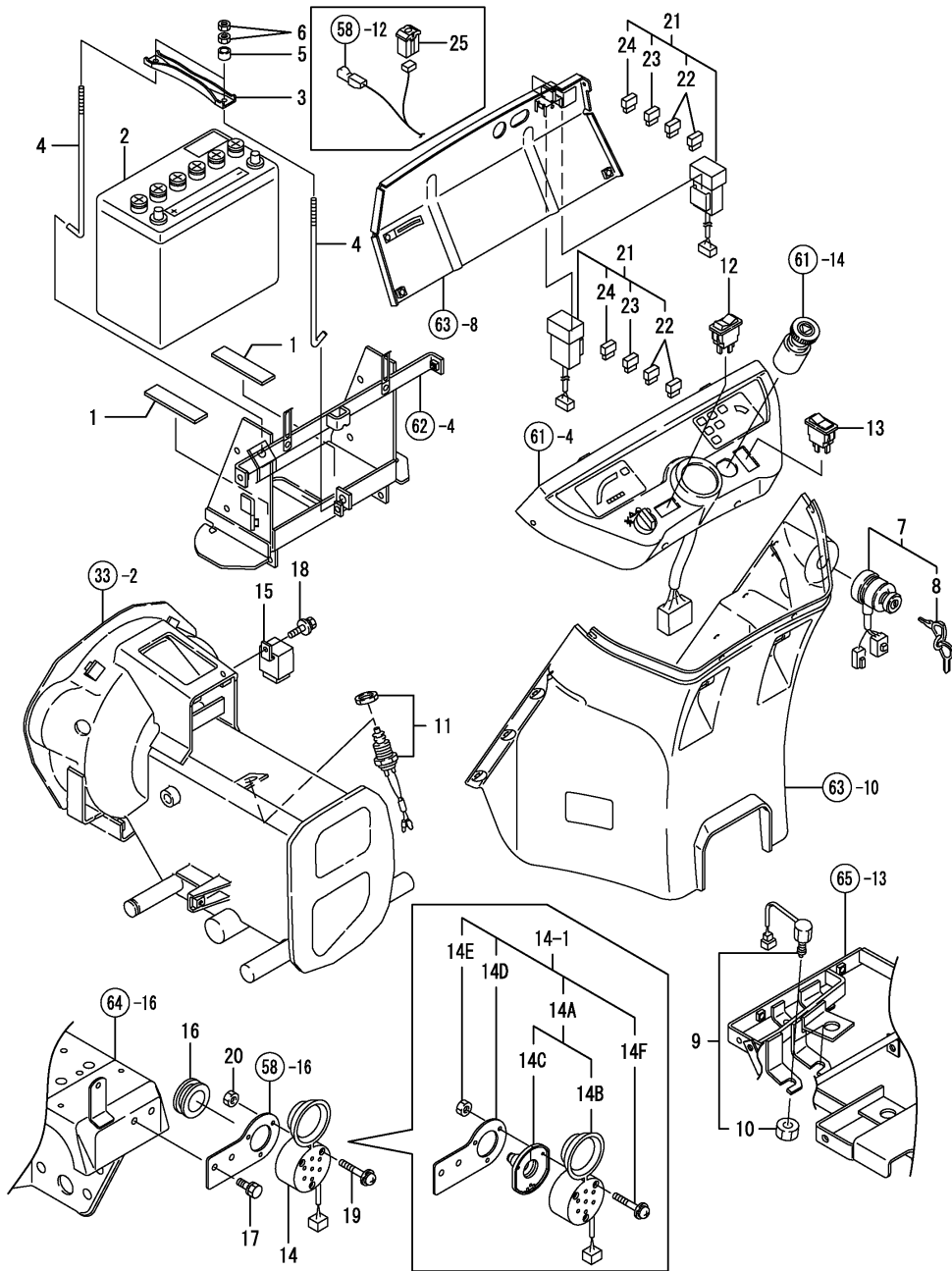


(A)=KE-140  
(B)=KE-160  
(C)=

(D)=  
(E)=  
(F)=

REF.	LEV.	PARTS NO.	DESCRIPTION	Q'TY						I R
				(A)	(B)	(C)	(D)	(E)	(F)	
1	1	1C6560-06300	BOLT M8X16,EARTH	2	2					
2	1	194990-22040	NUT W/WASHER 6	1	1					
3	1	194312-51220	LINK, FUSIBLE	1	1					
4	1	1A6780-51410	CABLE, BATTERY	1	1					
5	1	198165-51421	CABLE, BATTER EARTH	1	1					
6	1	198165-51450	COVER	1	1					
7	1	198163-51510	HARNES, WIRE A E	1	1					
8	2	198165-51130	DIODE 3A	2	2					
9	2	29420-100000	FUSE, 10A	4	4					
10	2	29420-150000	FUSE, 15A	2	2					
11	2	29420-200000	FUSE, 20A	2	2					
12	1	198165-51550	HANESS P,WIRE	1	1					
13	1	194197-51630	CLAMP 51	3	3					
14	1	194440-51630	CLAMP, WIRE HARNESS	2	2					
15	1	194250-51660	BAND 250	3	3					
I 16	1	198163-53190	STAY, SOCKET	1	1					Z
		(A=F110066) (B=F110041)								
17	1	1E6102-84970	BAND 140,WIRE LOCK	3	3					
18	1	26013-080122	BOLT M 8X 12	2	2					
I 19	1	194990-22050	NUT W/WASHER 8	1	1					

Fig.59. BATTERY & SWITCHES



NPC-3970 59. BATTERY & SWITCHES

(A)=KE-140  
(B)=KE-160  
(C)=

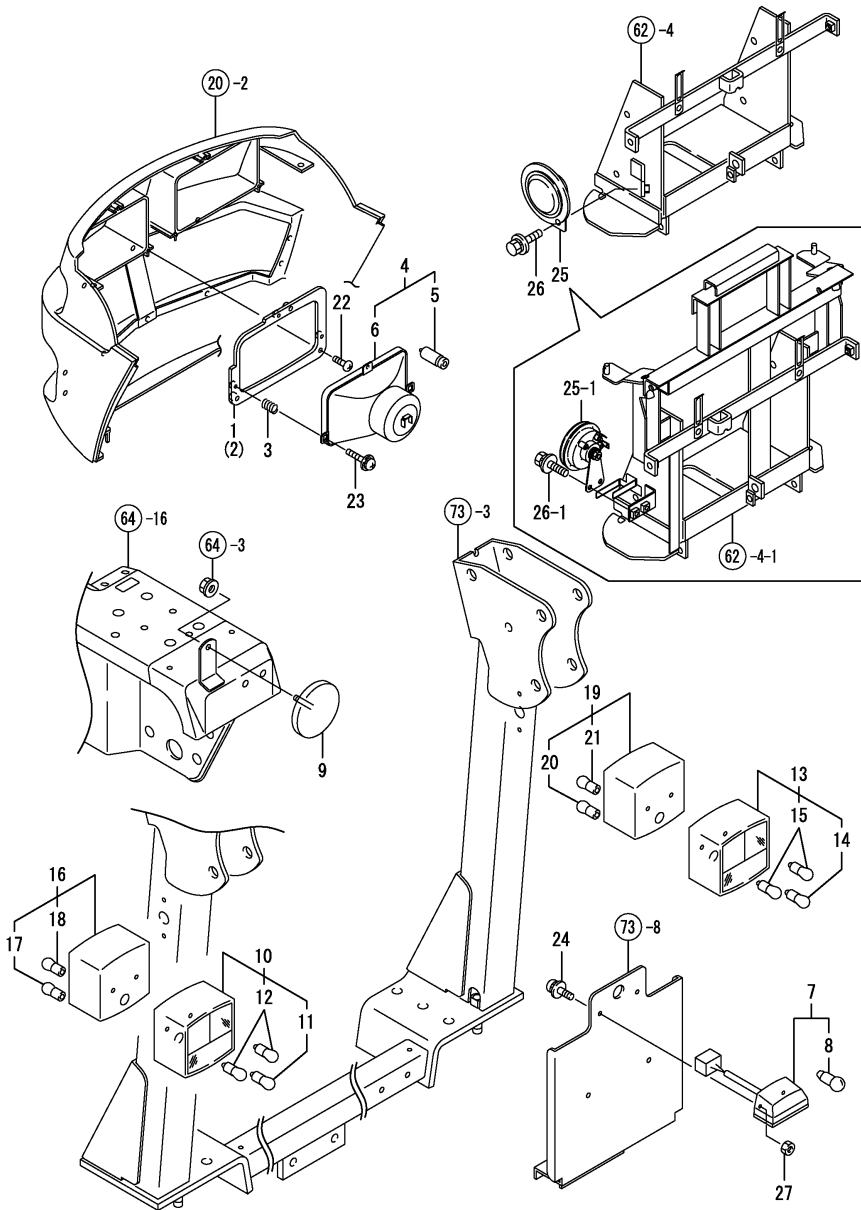
(D)=  
(E)=  
(F)=

REF.	LEV.	PARTS NO.	DESCRIPTION	Q'TY						I	R
				(A)	(B)	(C)	(D)	(E)	(F)		
1	1	198165-04380	RUBBER, 100X25X3	2	2						
2	1	198165-51310	BATTERY, 55B24R(S)	1	1						
3	1	198165-58010	CLAMP, BATTERY	1	1						
4	1	198165-58120	ROD, BATTERY CLAMP	2	2						
5	1	198165-58130	COLLAR(10.5X13	2	2						
6	1	26716-060002	NUT 6	4	4						
7	1	198162-52110	SWITCH, STARTING	1	1						
I 7-1	1	194940-52110 (A=F110517) (B=F110814)	SWITCH,STARTER	1	1						N
8	2	198162-52150	KEY ASSY	1	1						
I 8-1	2	198360-52160 (A=F110517) (B=F110814)	KEY COMPL.	1	1						N
9	1	198223-52150	SWITCH,BRAKE LAMP	2	2						
10	2	26776-120002	LOCK NUT M12 PLATED	2	2						
11	1	198421-52190	SWITCH,SAFETY	1	1						
12	1	198165-52200	SWITCH,TURN	1	1						
13	1	198165-52250	SWITCH,HORN	1	1						
14	1	1A7100-57300	COUPLER	1	1						
I 14-1	1	198163-52100 (A=F110066) (B=F110041)	COUPLER	1	1						N
I 14A	2	198163-52150 (A=F110066) (B=F110041)	COUPLER SET,	1	1						W
I 14B	3	198163-52110 (A=F110066) (B=F110041)	COUPLER ASSY,	1	1						W
I 14C	3	198163-52120 (A=F110066) (B=F110041)	BOOT, COUPLER	1	1						W
I 14D	2	198163-53190 (A=F110066) (B=F110041)	STAY, SOCKET	1	1						W
I 14E	2	26716-050002 (A=F110066) (B=F110041)	NUT M 5	3	3						W
I 14F	2	26023-050352 (A=F110066) (B=F110041)	SCREW M 5X 35	3	3						W
15	1	119247-77100	RELAY, SAFETY	1	1						
I 16	1	198133-51350 (A=F110066) (B=F110041)	GROMMET 38A	1	1						Z
17	1	26013-080162	BOLT W/WASHER M8X16	2	2						
18	1	26018-060162	BOLT M6X16	1	1						
I 19	1	26023-050352 (A=F110066) (B=F110041)	SCREW M 5X 35	3	3						Z
I 20	1	26716-050002 (A=F110066) (B=F110041)	NUT M 5	3	3						Z
21	1	1C6740-06250	BLOCK 4PB,FUSE	2	2						
22	2	29420-100000	FUSE, 10A	4	4						
23	2	29420-150000	FUSE, 15A	2	2						
24	2	29420-200000	FUSE, 20A	2	2						
25	1	198165-51160	FUSE 80A	1	1						

Fig.60. LAMPS & HORN

(A)=KE-140  
(B)=KE-160  
(C)=

(D)=  
(E)=  
(F)=



REF.	LEV.	PARTS NO.	DESCRIPTION	Q'TY						I	R
				(A)	(B)	(C)	(D)	(E)	(F)		
1	1	198163-53050	STAY, LIGHT L CMP	1	1						
2	1	198163-53060	STAY, LIGHT R CMP	1	1						
3	1	198163-53070	SPRING, LIGHT	6	6						
4	1	1A7100-53100	HEADLAMP CMP.	2	2						
5	2	1A7100-53130	BULB	2	2						
6	2	1A7100-53140	COVER	2	2						
7	1	1A7100-53400	LAMP	1	1						
8	2	1A7100-53420	BULB,LAMP	1	1						
9	1	198223-57110	REFLECTOR	2	2						
10	1	198174-85610	LAMP (A) ;LEFT	1	1						1
11	2	198174-85660	LAMP 10W-12V	1	1						1
12	2	198174-85670	LAMP 21W-12V	2	2						1
13	1	198174-85620	LAMP (A) ;RIGHT	1	1						2
14	2	198174-85660	LAMP 10W-12V	1	1						2
15	2	198174-85670	LAMP 21W-12V	2	2						2
16	1	198174-85630	LAMP (B) ;LEFT	1	1						1
17	2	198174-85660	LAMP 10W-12V	1	1						1
18	2	198174-85670	LAMP 21W-12V	1	1						1
19	1	198174-85640	LAMP (B) ;RIGHT	1	1						2
20	2	198174-85660	LAMP 10W-12V	1	1						2
21	2	198174-85670	LAMP 21W-12V	1	1						2
22	1	22857-500160	SCREW 5X16	6	6						
23	1	26023-040202	SCREW M 4X 20	6	6						
24	1	26023-050162	SCREW M 5X 16	2	2						
I 24-1	1	1C6650-37480	SCREW M6X16,TAPPING	2	2						N
		(A=F110066) (B=F110041)									
25	1	1A7100-57100	HORN	1	1						
I 25-1	1	1C7100-08150	HORN,ELECTRIC	1	1						N
		(A=F110170) (B=F110222)									
26	1	26018-080162	BOLT M 8X 16	1	1						
I 26-1	1	26018-080162	BOLT M 8X 16	2	2						K
		(A=F110170) (B=F110222)									
I 27	1	26716-050002	NUT M 5	2	2						Z
		(A=F110066) (B=F110041)									

Remarks  
(1)FOR LEFT SIDE LAMPS  
(2)FOR RIGHT SIDE LAMPS

Fig.61. METER

(A)=KE-140  
(B)=KE-160  
(C)=

(D)=  
(E)=  
(F)=

REF.	LEV.	PARTS NO.	DESCRIPTION	Q'TY						I	R
				(A)	(B)	(C)	(D)	(E)	(F)		
1	1	198165-52100	SWITCH,CMP LIGHTING	1	1						
2	2	198165-52110	KNOB	1	1						
3	1	198165-52120	SEAL	1	1						
4	1	198163-56300	PANEL ASSY, INSTRU.	1	1						
5	1	198421-56600	GAUGE COMP.,FUEL	1	1						
I	5-1	198421-56601	GAUGE ASSY, FUEL OIL	1	1						N
		(A=FXXXXX)	(B=F110495)								
6	2	194420-56620	GASKET	1	1						
7	1	198421-56910	TUBE,PROTECTIVE	1	1						
8	1	198223-57200	RELAY, FLASHER	1	1						
9	1	194145-61640	SCREW M 5X 16	4	4						
10	1	194167-61650	NUT 5008	4	4						
11	1	123440-91140	CABLE,TACHOMETER	1	1						
12	1	26016-060302	BOLT M 6X 30	1	1						
13	1	26557-050122	SCREW M 5X 12	5	5						
14	1	198223-52400	SWITCH	1	1						
15	1	198165-58130	COLLAR(10.5X13)	1	1						

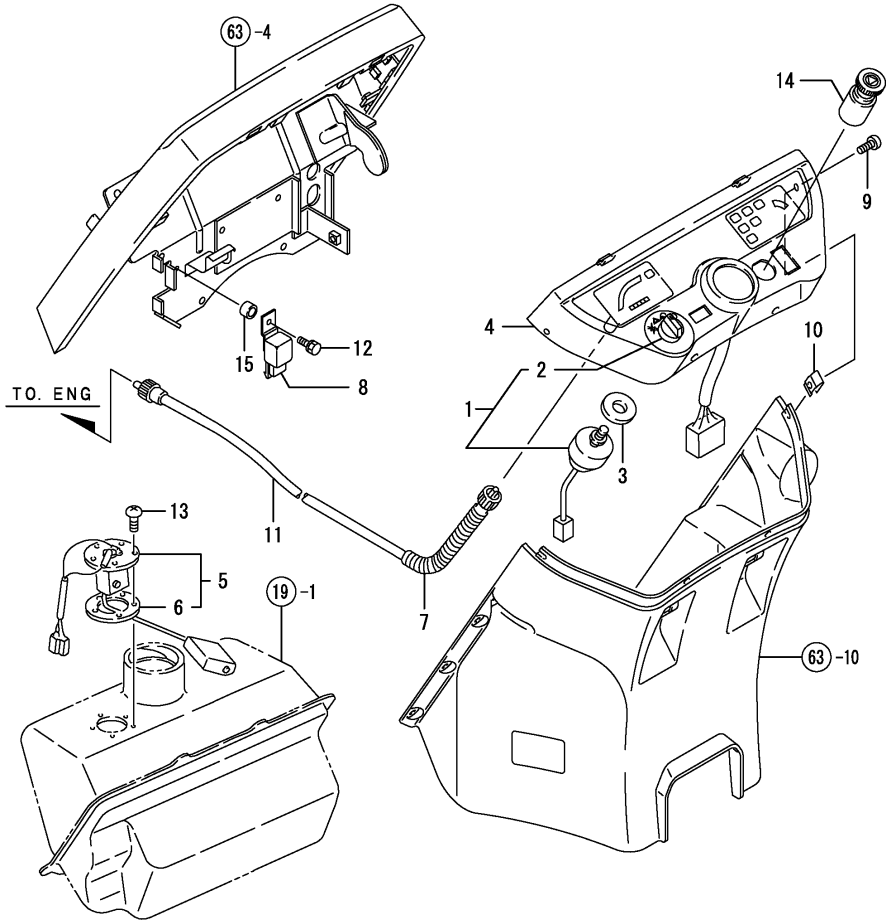
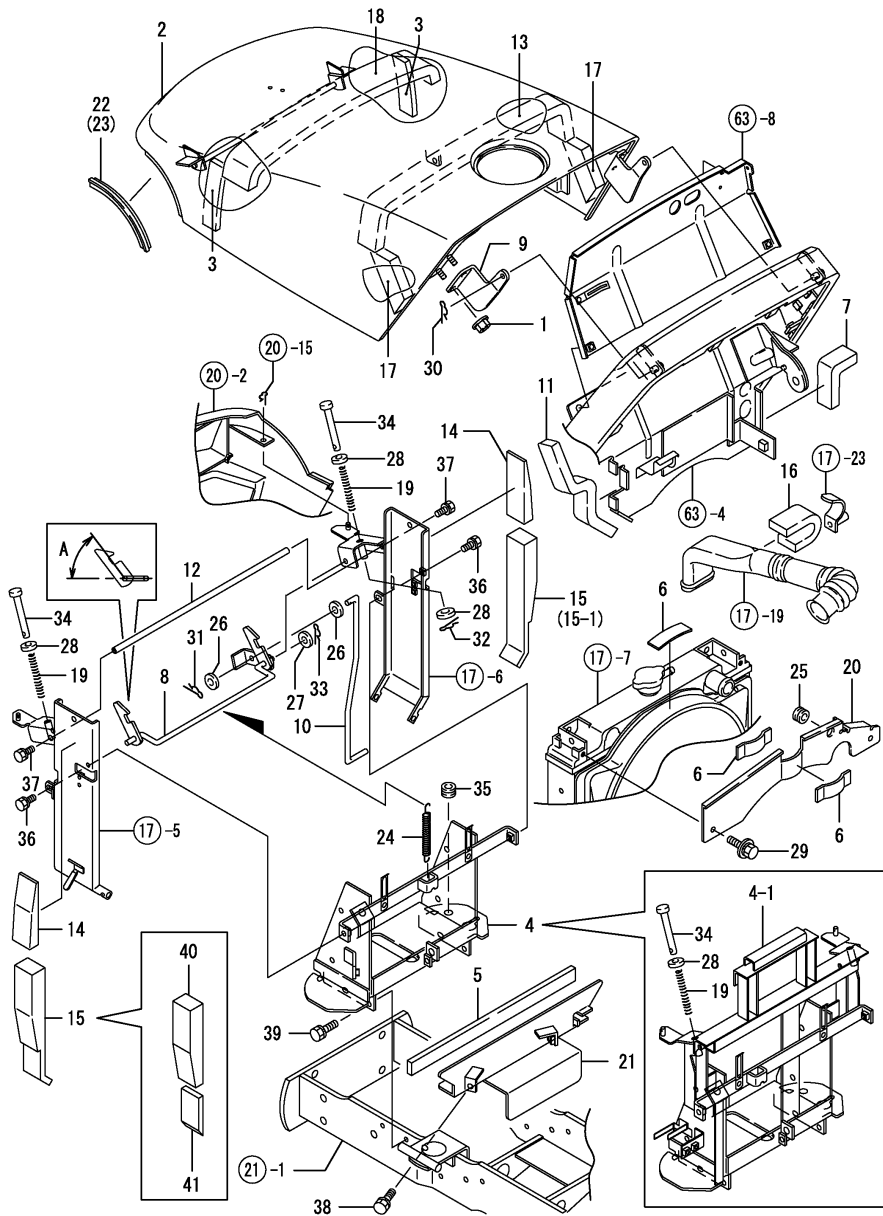


Fig.62. BONNET



(A)=KE-140  
(B)=KE-160  
(C)=

(D)=  
(E)=  
(F)=

REF.	LEV.	PARTS NO.	DESCRIPTION	Q'TY						I	R
				(A)	(B)	(C)	(D)	(E)	(F)		
1	1	194990-22130	NUT W/WASHER 6	2	2						
2	1	798163-61120	BONNET ASSY	1	1						
3	1	198162-61250	SEAL SA, BONNET	2	2						
4	1	198163-61310	STAY, BATTERY CMP	1	1						
I 4-1	1	198163-61311	STAY, BATTERY CMP	1	1						S
		(A=F110170) (B=F110222)									
5	1	198162-61340	SEAL, RADIATOR LOWER	1	1						
6	1	198162-61370	SEAL E, LADIATOR	3	3						
7	1	198421-61380	URETHANE CS20X25X200	1	1						
8	1	198163-61400	HOOK, BONNET CMP	1	1						
I 8-1	1	198163-61401	HOOK, BONNET CMP	1	1						S 1
		(A=F110170) (B=F110222)									
9	1	198162-61410	HINGE L, BONNET	1	1						
10	1	198163-61450	LINK, HOOK	1	1						
11	1	198421-61460	FOAMS S, URETHANE	1	1						
12	1	198163-61470	BAR, SUPPORT	1	1						
13	1	198421-61470	FOAMS, BONNET URETHAN	1	1						
14	1	198162-61480	FOAM, RAD. IN. URETHANE	2	2						
15	1	198162-61490	FOAM, RAD. LW. URETHANE	2	2						
I 15-1	1	198162-61490	FOAM, RAD. LW. URETHANE	1	1						K
		(A=FXXXXX) (B=FXXXXX)									
16	1	198421-61510	FOAM, SUC. PIPE URETHN	1	1						
17	1	198421-61540	PAD, REAR	2	2						
18	1	198165-61810	SEAL, BONNET UPPER	1	1						
I 18-1	1	1A7720-61810	SEAL, HOOD UPPER	1	1						N
		(A=FXXXXX) (B=FXXXXX)									
19	1	198165-61850	SPRING, BONNET	2	2						
20	1	198162-61910	PLATE, PROTECTOR UP	1	1						
21	1	198162-61920	PL., HOT AIR PREVENT	1	1						
I 21-1	1	198162-61921	PLATE, LOWER	1	1						R
		(A=F110066) (B=F110041)									
22	1	198162-61950	SEAL L, LAMP SIDE	1	1						
I 22-1	1	1A6640-61450	SEAL L, BONNET SIDE	1	1						N
		(A=FXXXXX) (B=FXXXXX)									
23	1	198162-61960	SEAL R, LAMP SIDE	1	1						
I 23-1	1	1A6640-61460	SEAL R, BONNET SIDE	1	1						N
		(A=FXXXXX) (B=FXXXXX)									
24	1	1C6360-82210	SPRING, MARKER LOCK	1	1						
25	1	172026-81740	GROMMET 16X22X8	1	1						
I 26	1	22137-080000	WASHER 8, POLISHED	2	2						Z
		(A=F110170) (B=F110089)									
I 27	1	22137-080000	WASHER 8, POLISHED	1	1						Z
		(A=F110170) (B=F110089)									
28	1	22157-060000	WASHER 6	4	4						
29	1	26018-080202	BOLT M 8X 20	2	2						
30	1	22360-080000	SNAP PIN 8	1	1						
I 30-1	1	22372-080000	SNAP PIN (JASO 8)	1	1						N
		(A=F110517) (B=F110838)									
I 31	1	22360-080000	SNAP PIN 8	2	2						
I 31-1	1	22372-080000	SNAP PIN (JASO 8)	2	2						N
		(A=F110517) (B=F110838)									

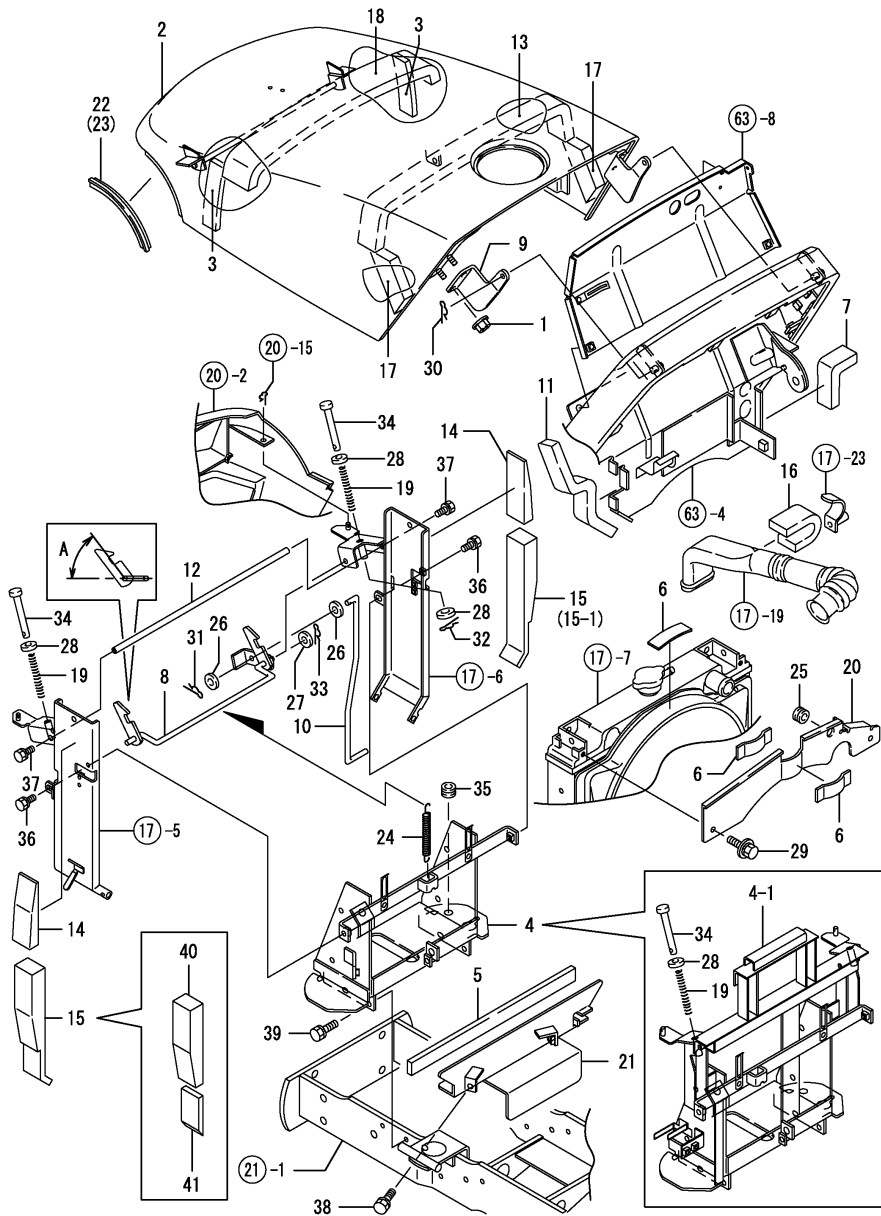
Remarks

(1)A(ANGLE)= REF.NO.8 53, 8-1 48.

Fig.62. BONNET

(A)=KE-140  
(B)=KE-160  
(C)=

(D)=  
(E)=  
(F)=



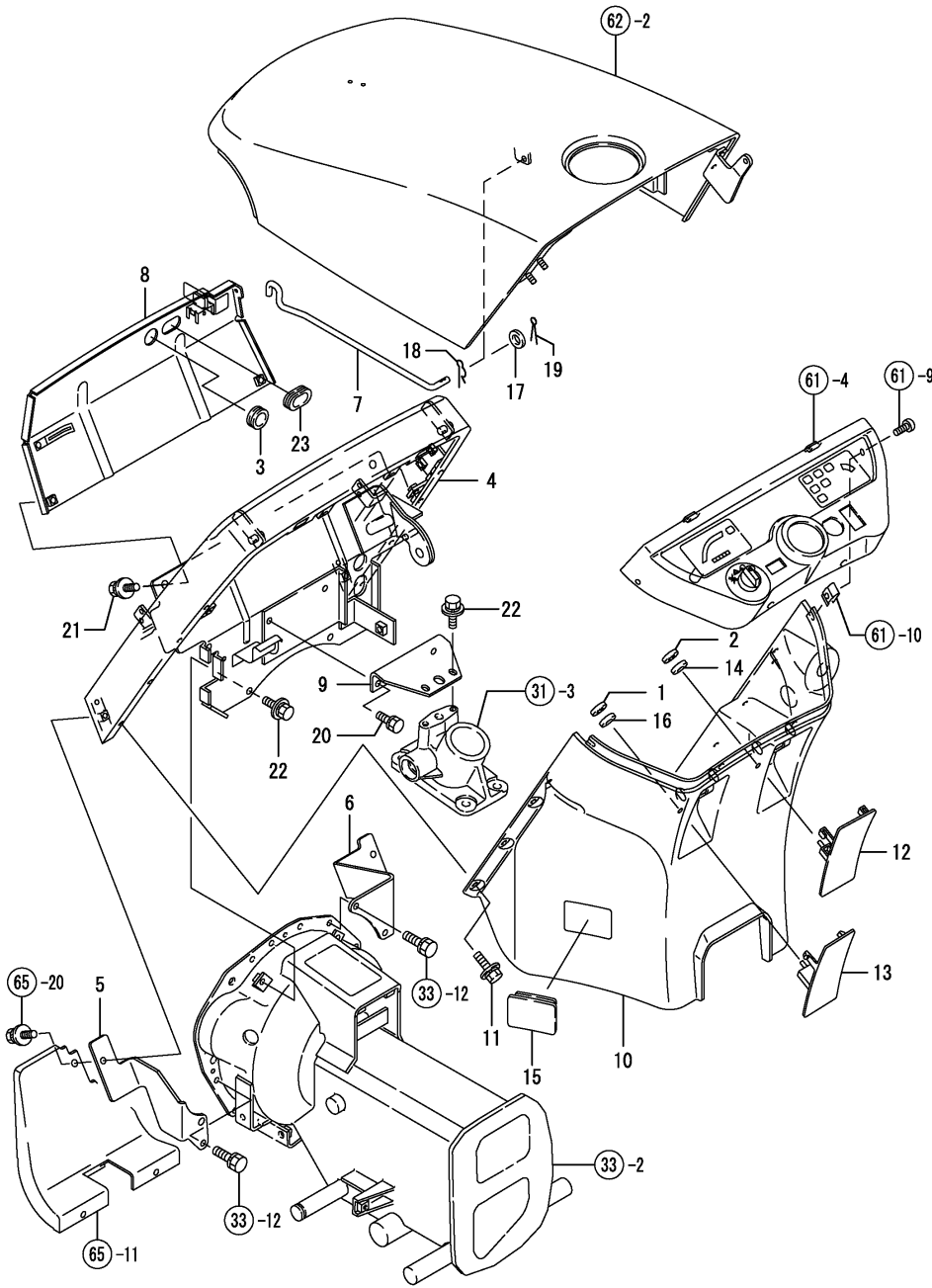
REF.	LEV.	PARTS NO.	DESCRIPTION	Q'TY						I	R
				(A)	(B)	(C)	(D)	(E)	(F)		
32	1	22372-060000	SNAP PIN 6	2	2						
33	1	22372-080000	SNAP PIN (JASO 8)	1	1						
34	1	22487-060800	PIN	2	2						
35	1	29311-092000	GROMMET 8.5X2.0	1	1						
36	1	26016-080162	BOLT M 8X 16	2	2						
37	1	26016-080162	BOLT M 8X 16	2	2						
38	1	26016-080202	BOLT M 8X 20	2	2						
39	1	26016-080202	BOLT M 8X 20	4	4						
I 40	1	198163-61680	URETHANE,	1	1						W
		(A=F110066)	(B=F110041)								
I 41	1	198163-61690	URETHANE	1	1						W
		(A=F110066)	(B=F110041)								

Remarks  
(1)A(ANGLE)= REF.NO.8 53, 8-1 48.

Fig.63. DASHBOARD

(A)=KE-140  
(B)=KE-160  
(C)=

(D)=  
(E)=  
(F)=

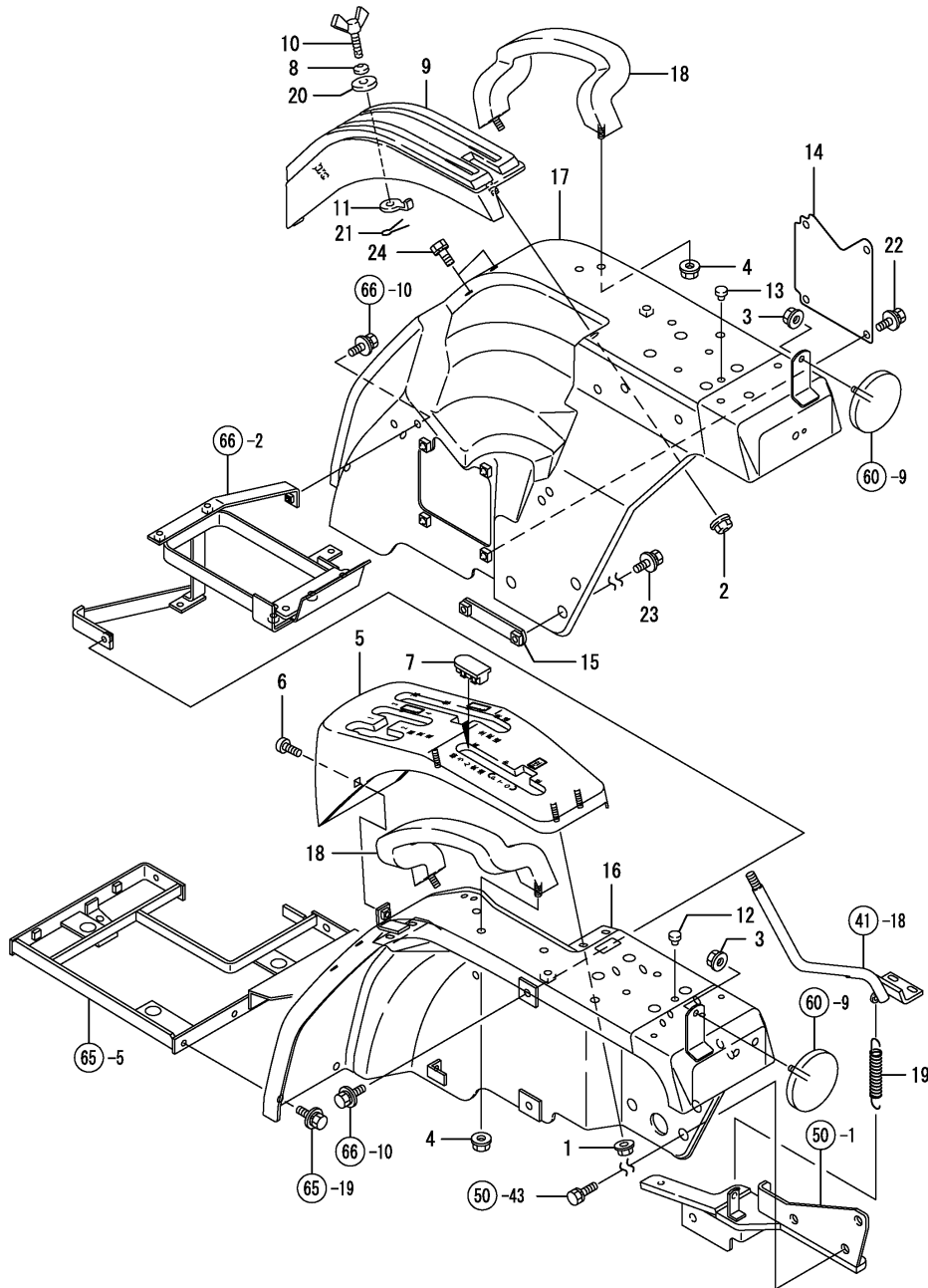


REF.	LEV.	PARTS NO.	DESCRIPTION	Q'TY						I	R
				(A)	(B)	(C)	(D)	(E)	(F)		
1	1	1C6460-38240	NUT 5,PUSH	1	1						
2	1	1C6460-38240	NUT 5,PUSH	1	1						
3	1	194162-58830	GROMMET 20	1	1						
4	1	798163-61540	STAY, DASHBOARD	1	1						
5	1	198162-61530	FIXTURE L,DSHBD.STAY	1	1						
6	1	198162-61540	FIXTURE R,DSHBD.STAY	1	1						
7	1	198162-61551	ROD, BONNET	1	1						
8	1	198163-61570	PLATE, AIR CUT	1	1						
9	1	198162-61580	STAY,AIR CUT PLATE	1	1						
I 9-1	1	198164-61580	STAY, AIR CUT PLATE	1	1						N
		(A=F110170) (B=F110222)									
10	1	798163-61620	DASHBOARD	1	1						
11	1	198421-61620	BOLT 6X20	8	8						
12	1	198163-61640	COVER, DASH BOARD RE	1	1						
13	1	198162-61630	DASH BOAD	1	1						
14	1	194555-65130	CUSHION	1	1						
15	1	194802-62310	CAP, RUBBER	1	1						
16	1	194555-65130	CUSHION	1	1						
17	1	22117-080000	WASHER 8	1	1						
18	1	22360-080000	SNAP PIN 8	1	1						
I 18-1	1	22372-080000	SNAP PIN (JASO 8)	1	1						N
		(A=F110517) (B=F110838)									
19	1	22417-200160	COTTER PIN 2.0X16	1	1						
20	1	26016-080202	BOLT M 8X 20	2	2						
21	1	26018-080162	BOLT M 8X 16	2	2						
22	1	26018-080202	BOLT M 8X 20	4	4						
23	1	29311-252000	GROMMET 25.0X2.0	1	1						

Fig.64. FENDER

(A)=KE-140  
(B)=KE-160  
(C)=

(D)=  
(E)=  
(F)=



REF.	LEV.	PARTS NO.	DESCRIPTION	Q'TY						I	R
				(A)	(B)	(C)	(D)	(E)	(F)		
1	1	194990-22130	NUT W/WASHER 6	3	3						
2	1	194990-22130	NUT W/WASHER 6	2	2						
3	1	194990-22130	NUT W/WASHER 6	2	2						
4	1	194990-22140	NUT W/WASHER 8	4	4						
5	1	198163-27460	GUIDE P,CHANGE LEVER	1	1						
6	1	1C6650-35150	SCREW M6X16,BLK.M/C	1	1						
7	1	1C6860-37160	LEVER GUIDE	1	1						
8	1	194300-37570	SPRING, CONICAL	2	2						
9	1	198435-47710	GUIDE, HYDRO. LEVER	1	1						
10	1	198431-47750	BOLT, STOPPER WING	2	2						
11	1	198431-47760	STOPPER, HYDRO. LEVER	2	2						
12	1	194310-61610	GROMMET 9	4	4						
13	1	194310-61610	GROMMET 9	4	4						
14	1	1A6640-62180	COVER, FENDER R	1	1						
15	1	198162-62210	CLAMP, FENDER	1	1						
16	1	1A6640-62310	FENDER L COMP.	1	1						
17	1	798163-62320	FENDER ASSY, R	1	1						
18	1	198165-62410	BAR, ASHIST	2	2						
19	1	198421-62410	SPRING 12X100, TENS'N	1	1						
20	1	22157-080000	WASHER 8	2	2						
21	1	22417-200160	COTTER PIN 2.0X16	2	2						
22	1	26018-080162	BOLT M 8X 16	4	4						
23	1	26018-080252	BOLT M8X 25	2	2						
I	24	1	26013-100202	BOLT W/WASHER M10X20	2	2					W

(A)=F110066 (B)=F110041



Fig.65. STEP

(A)=KE-140  
(B)=KE-160  
(C)=

(D)=  
(E)=  
(F)=

REF.	LEV.	PARTS NO.	DESCRIPTION	Q'TY						I	R
				(A)	(B)	(C)	(D)	(E)	(F)		
1	1	198220-62150	WASHER	6	6						
2	1	198240-62451	RUBBER,STEP VIB'PRF.	6	6						
3	1	198162-62510	STEP (L)	1	1						
4	1	194330-62530	STOPPER, PEDAL	3	3						
5	1	198162-62530	FRAME L,STEP	1	1						
I	5-1	1	198163-62700	FRAME,STEP	1	1					N
(A=F110170) (B=F110222)											
6	1	198162-62560	STEP (R)	1	1						
7	1	198162-62590	ACCEL PEDAL	1	1						
8	1	198162-62610	RUBBER L,STEP	1	1						
9	1	198162-62620	RUBBER R,STEP	1	1						
10	1	198162-62630	FASTENER	10	10						
11	1	198162-62650	COVER L,FOOT	1	1						
12	1	798163-62670	COVER, FOOT R	1	1						
13	1	198163-62810	FRAME ASSY, STEP R	1	1						
14	1	198220-62890	STOPPER	8	8						
15	1	198163-62960	COVER, MISSION FRONT	1	1						
16	1	22372-080000	SNAP PIN (JASO 8)	6	6						
17	1	26018-080202	BOLT M 8X 20	4	4						
18	1	26018-080202	BOLT M 8X 20	5	5						
19	1	26018-080202	BOLT M 8X 20	4	4						
20	1	26018-080202	BOLT M 8X 20	2	2						
21	1	26018-080202	BOLT M 8X 20	4	4						
22	1	26018-080202	BOLT M 8X 20	2	2						
23	1	29321-251160	GROMMET, 25X1.0X160	1	1						

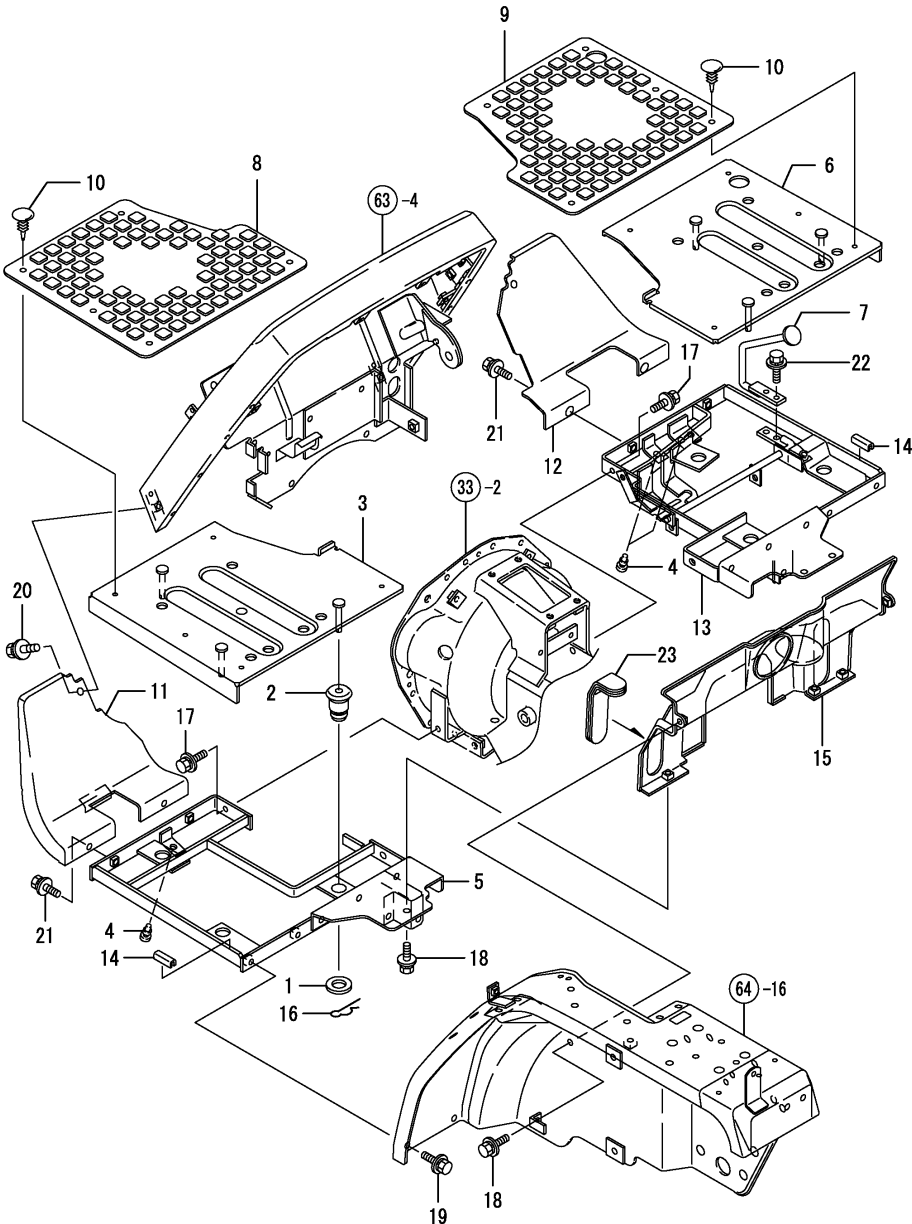
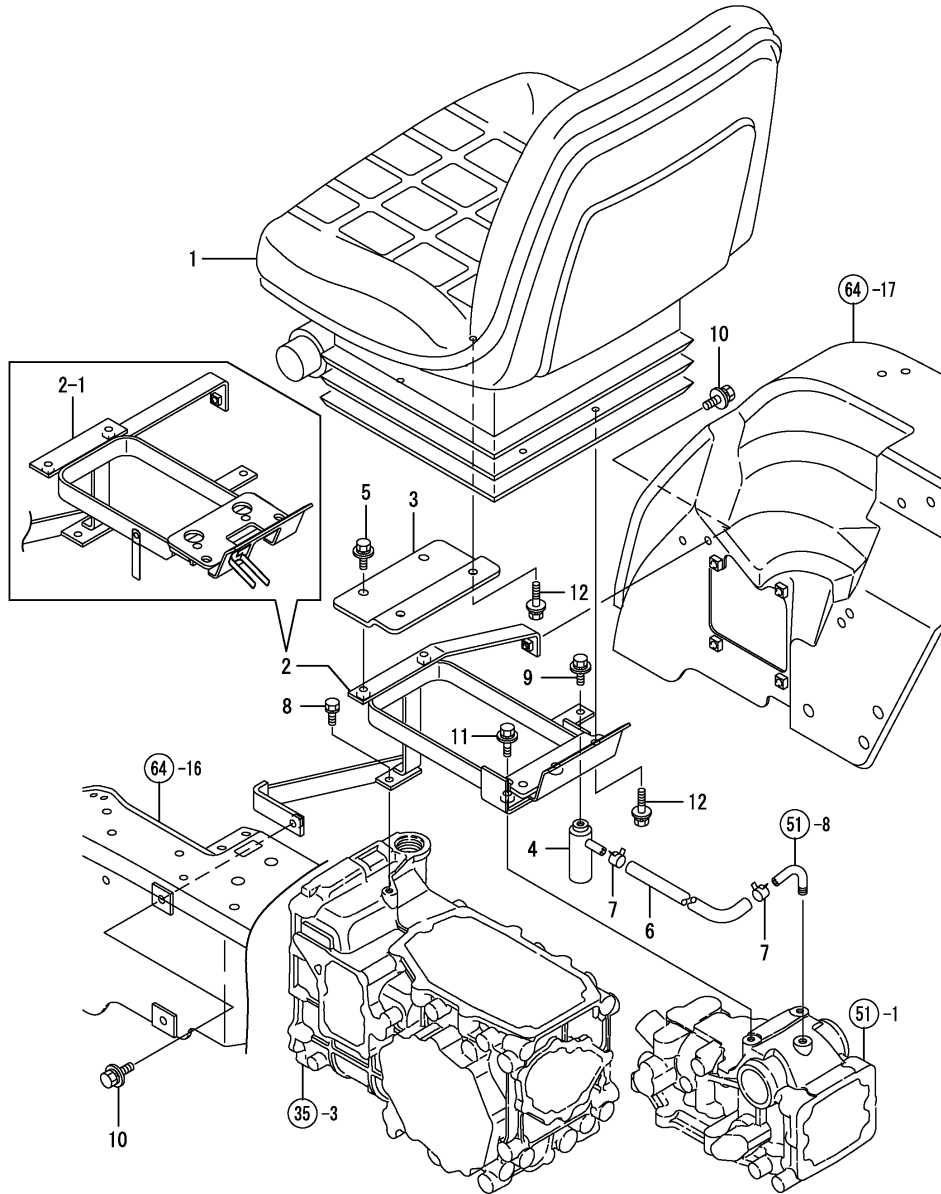


Fig.66. SEAT

(A)=KE-140  
(B)=KE-160  
(C)=

(D)=  
(E)=  
(F)=



REF.	LEV.	PARTS NO.	DESCRIPTION	Q'TY						I	R
				(A)	(B)	(C)	(D)	(E)	(F)		
1	1	198163-63100	SEAT ASY	1	1						
2	1	198163-63310	BRACKET, SEAT	1	1						
I 2-1	1	198163-63311	BRACKET, SEAT	1	1						S
		(A=F110170) (B=F110222)									
3	1	198163-63450	ADAPTER, SEAT	1	1						
4	1	194205-63550	BREATHER, AIR	1	1						
5	1	26018-080202	BOLT M 8X 20	2	2						
I 5-1	1	26018-080252	BOLT M8X 25	2	2						N
		(A=FXXXXX) (B=FXXXXX)									
6	1	23065-090400	PIPE 9X400	1	1						
I 6-1	1	23065-090140	HOSE 9* 140	1	1						N
		(A=F110170) (B=F110266)									
7	1	23080-012000	CLAMP 12	2	2						
8	1	26013-080202	BOLT W/WASHER M8X20	1	1						
9	1	26018-080162	BOLT M 8X 16	1	1						
10	1	26018-080202	BOLT M 8X 20	2	2						
11	1	26018-080252	BOLT M8X 25	2	2						
12	1	26018-080252	BOLT M8X 25	4	4						

Fig.67. BACK MIRROR

(A)=KE-140  
(B)=KE-160  
(C)=

(D)=  
(E)=  
(F)=

REF.	LEV.	PARTS NO.	DESCRIPTION	Q'TY						I	R
				(A)	(B)	(C)	(D)	(E)	(F)		
1	1	1A7100-64110	MIRROR ASSY	1	1						
2	1	198163-85940	CAP,REAR VIEW MIRROR	1	1						
3	1	198163-85950	STAY, B.M CMP	1	1						
4	1	26013-100202	BOLT W/WASHER M10X20	2	2						

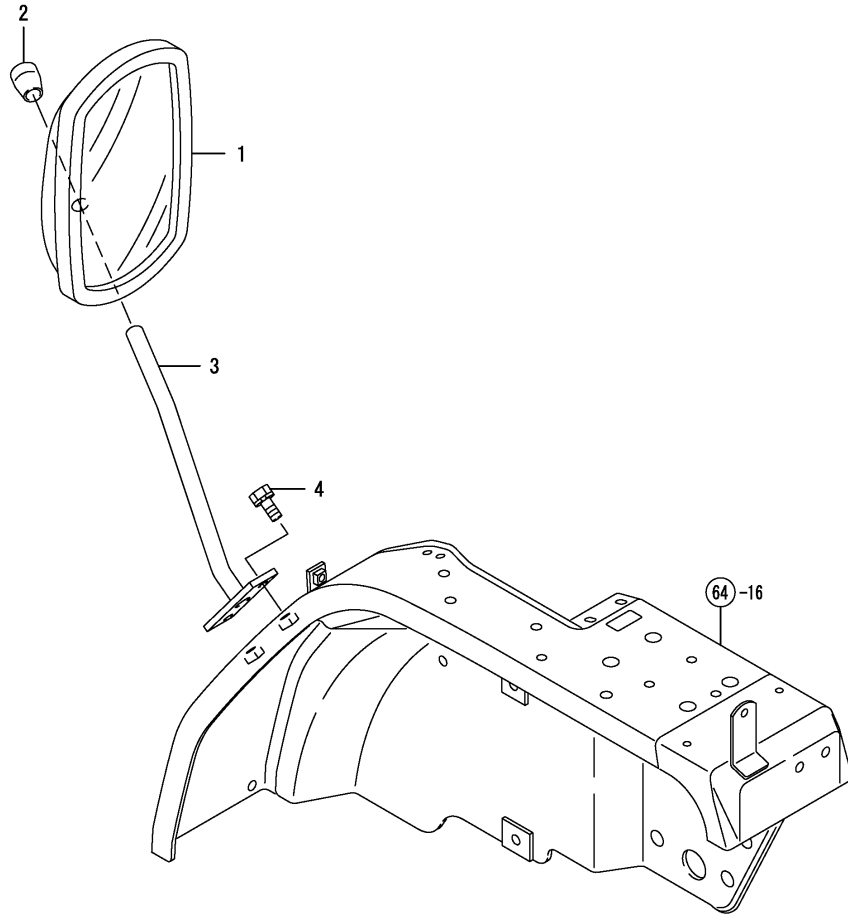
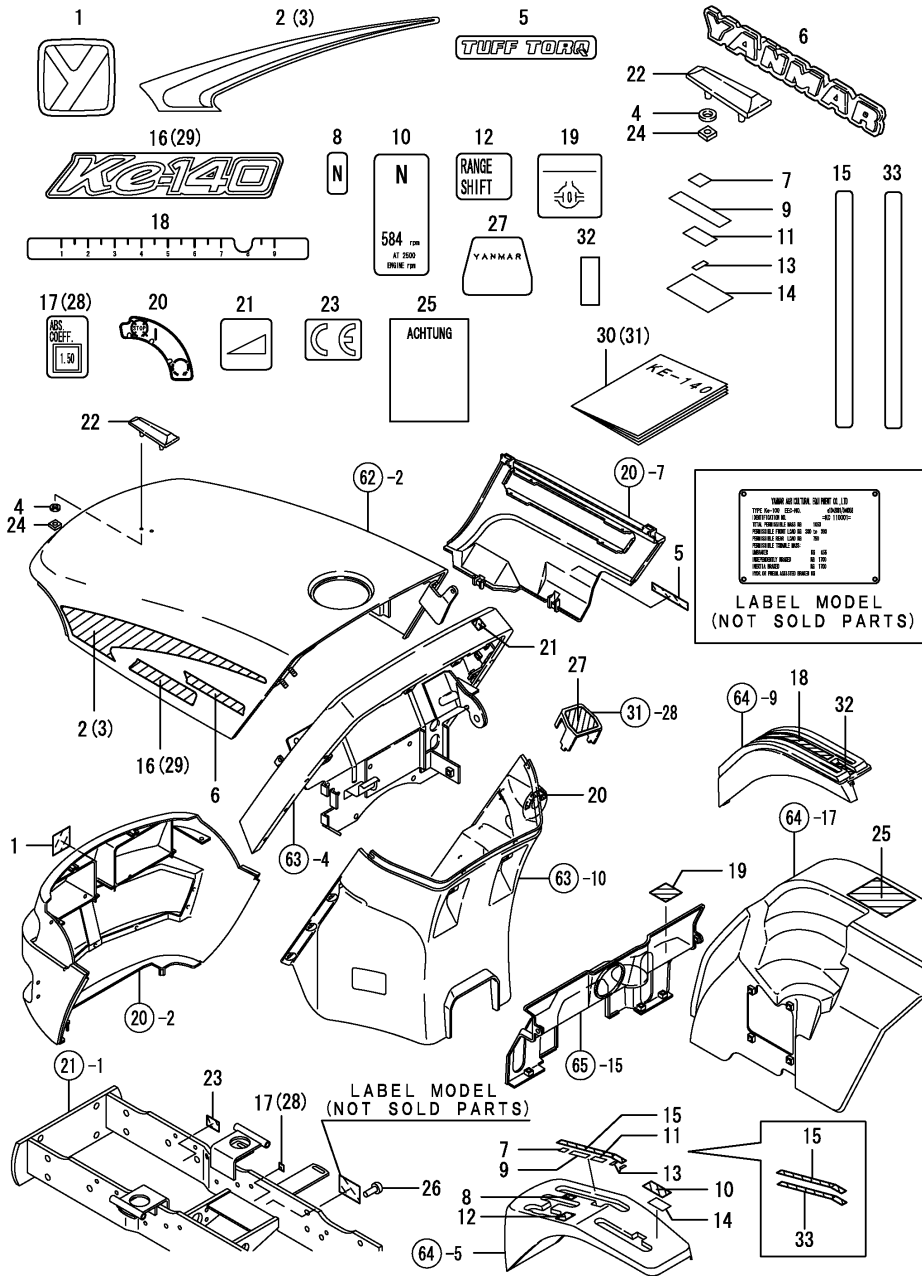


Fig.68. LABEL



(A)=KE-140  
(B)=KE-160  
(C)=

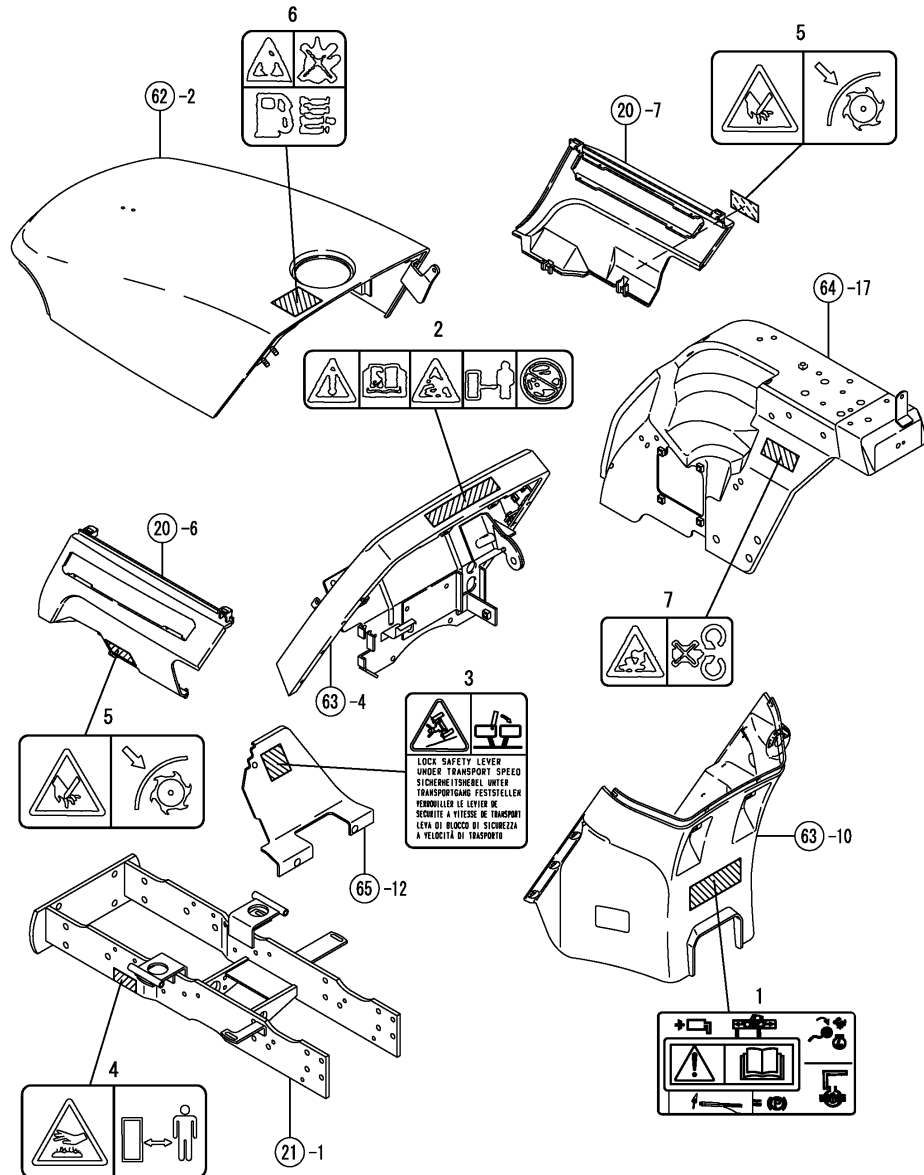
(D)=  
(E)=  
(F)=

REF.	LEV.	PARTS NO.	DESCRIPTION	Q'TY						I	R
				(A)	(B)	(C)	(D)	(E)	(F)		
1	1	198421-65030	MARK 50,"YANMAR"	1	1						
2	1	198162-65110	STRIPE L,SIDE	1	1						
3	1	198162-65120	STRIPE R,SIDE	1	1						
4	1	194555-65130	CUSHION	2	2						
5	1	1A6750-65360	LABEL "TUFF TORQ"	1	1						
6	1	194766-65170	MARK(YANMAR 280	2	2						
I	7	198163-65220	PLATE,RUBBER A	1	1						Z
		(A=F110066) (B=F110041)									
8	1	198435-65220	LABEL,N	1	1						
I	9	198163-65230	PLATE,RUBBER B	1	1						Z
		(A=F110066) (B=F110041)									
10	1	198435-65230	LABEL,P.T.O.	1	1						
I	11	198163-65240	PLATE,RUBBER C	1	1						Z
		(A=F110066) (B=F110041)									
12	1	198435-65240	LABEL,SUB-CHANGE	1	1						
I	13	198163-65250	PLATE,RUBBER D	2	2						Z
		(A=F110066) (B=F110041)									
14	1	198163-65260	PLATE,RUBBER E	1	1						
15	1	198163-65270	LABEL,MAIN CHANGE	1	1						
16	1	198163-65320	LABEL,MODEL NAME 140	2							
17	1	198163-65340	DECAL, SMOKE	1							
18	1	198036-65420	LABEL,HYDROOLIFT	1	1						
19	1	194240-65441	LABEL, DIFF. LOCK	1	1						
20	1	1A6640-65510	LABEL,KEY SWITCH	1	1						
21	1	1A6640-65530	LABEL,THROTTLE	1	1						
22	1	1A6750-65590	MARK, TOP	1	1						
23	1	198165-65590	DECAL,CE	1	1						
24	1	194200-65610	NUT 5	2	2						
25	1	1A6770-65630	LABEL (PINCH CLEARE.	1	1						
26	1	194080-65910	RIVET	4	4						
27	1	1W4905-70050	PLATE,NAME	1	1						
28	1	198164-65310	DECAL, SMOKE		1						
29	1	198164-65320	LABEL,MODEL NAME 160		2						
30	1	198163-90220	OPERATOR'S MANUAL	1							
31	1	198164-90220	OPERATOR'S MANUAL		1						
I	31-1	198163-90220	OPERATOR'S MANUAL		1						N
		(B=FXXXXXX)									
I	32	198421-65430	LABEL,	1	1						W
		(A=FXXXXXX) (B=FXXXXXX)									
I	33	198163-27420	PLATE, GUIDE	1	1						W
		(A=F110066) (B=F110041)									

Fig.69. LABEL(SAFETY)

(A)=KE-140  
(B)=KE-160  
(C)=

(D)=  
(E)=  
(F)=

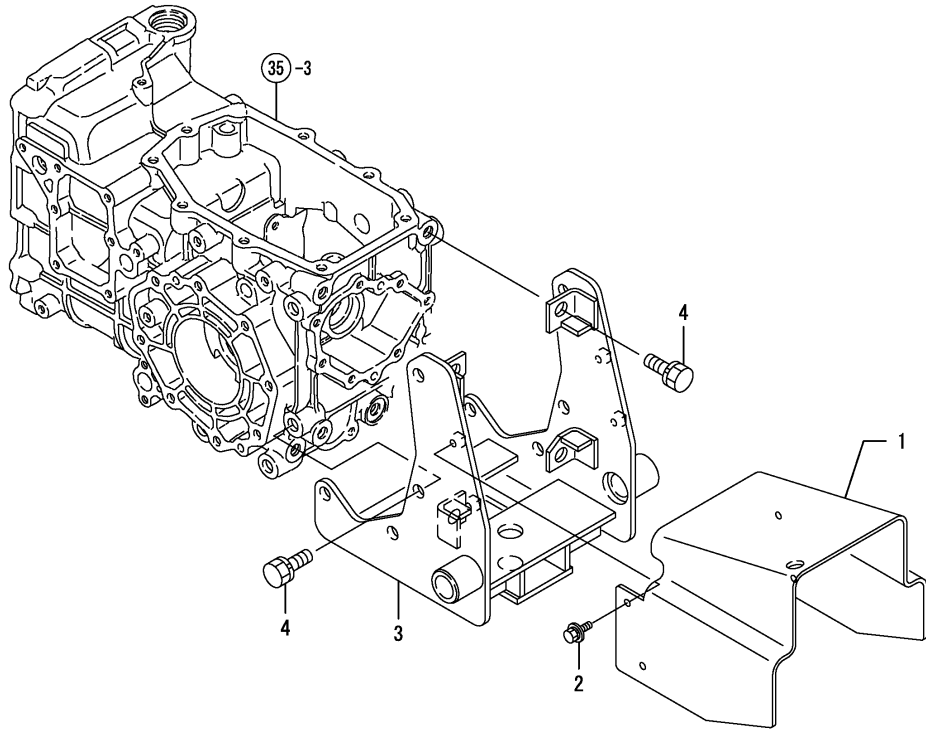


REF.	LEV.	PARTS NO.	DESCRIPTION	Q'TY						I	R
				(A)	(B)	(C)	(D)	(E)	(F)		
1	1	198163-65300	LABEL,OPERATION G	1	1						
2	1	198163-65310	LABEL, SAFETY	1	1						
3	1	198163-65780	LABEL,BRAKE COUPLING	1	1						
4	1	198163-65930	CAUTION,MUFFLER	1	1						
5	1	198163-65940	CAUTION,SAFETY COVER	2	2						
6	1	1A6150-91251	LABEL,RAKE CAUTION	1	1						
7	1	1A6150-93151	LABEL,COVER	1	1						

Fig.70. REAR HITCH

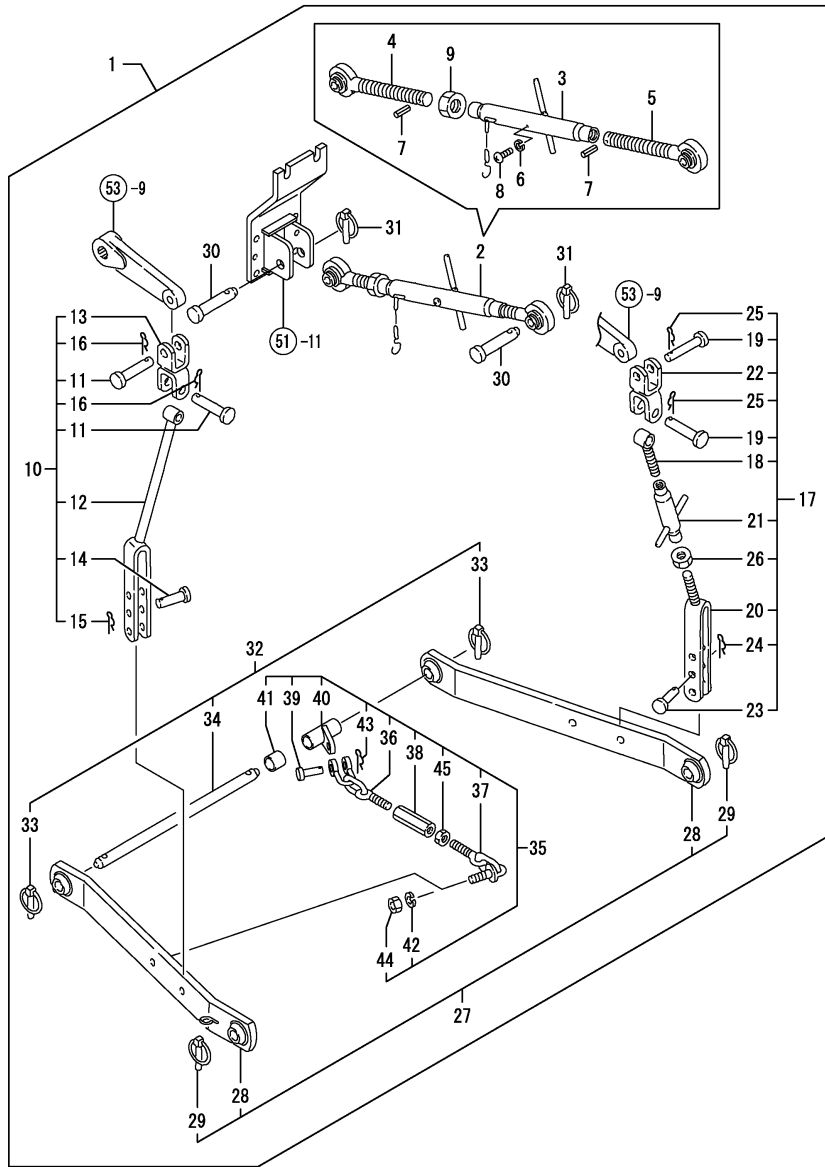
(A)=KE-140  
(B)=KE-160  
(C)=

(D)=  
(E)=  
(F)=



REF.	LEV.	PARTS NO.	DESCRIPTION	Q'TY						I	R
				(A)	(B)	(C)	(D)	(E)	(F)		
1	1	198163-75510	COVER, PTO GUARD	1	1						
2	1	26018-060162	BOLT M6X16	4	4						
3	1	198163-75010	HITCH ASSY, REAR	1	1						
I	3-1	1 198163-75011 (A=F110170) (B=F110222)	HITCH ASSY, REAR	1	1						N
4	1	26013-120302	BOLT WWASHER M12X30	12	12						

Fig.71. THREE POINT HITCH



Remarks  
 (1) USED FOR LEFT SIDE. USED NOT FOR RIGHT SIDE.

(A)=KE-140  
 (B)=KE-160  
 (C)=

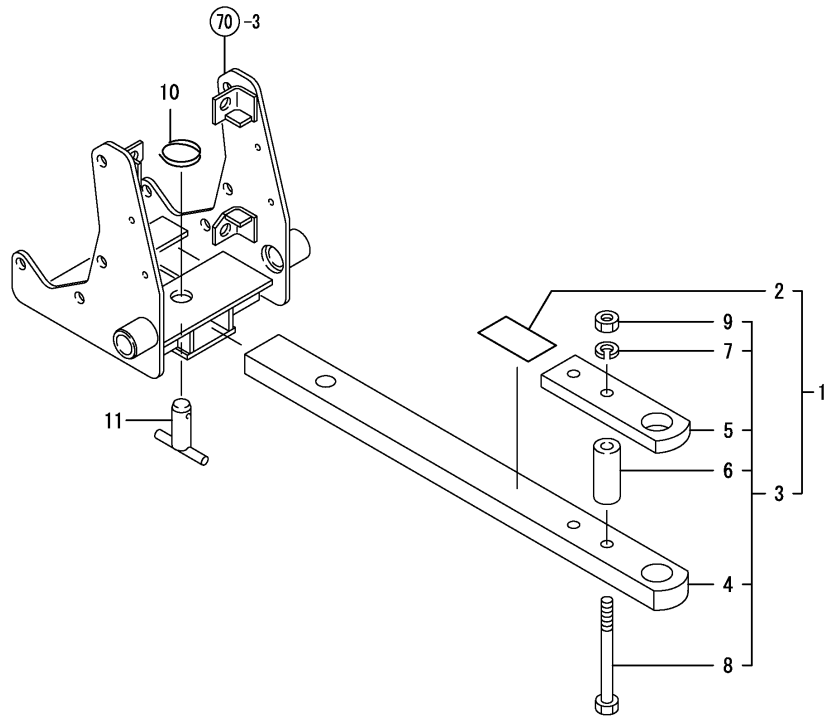
(D)=  
 (E)=  
 (F)=

REF.	LEV.	PARTS NO.	DESCRIPTION	Q'TY						I	R
				(A)	(B)	(C)	(D)	(E)	(F)		
1	1	198163-75300	3-POINT HITCH ASSY	1	1						
2	2	7T6963-01100	LIK-ASSY, TOP T-710	1	1						
3	3	194555-71500	TURNBUCKLE	1	1						
4	3	194145-71600	LINK (R), TOP	1	1						
5	3	194145-71700	LINK (L), TOP	1	1						
6	3	22217-060000	SPRING WASHER 6	1	1						
7	3	22351-040024	SPRING PIN 4X24	2	2						
8	3	26557-060102	SCREW 6X10	1	1						
9	3	26756-240002	LOCK NUT M24 PLATED	1	1						
10	2	7T6964-18300	BOLT W/WASHER 10* 30	1	1						
11	3	195165-17390	PIN 16X48	2	2						
12	3	198421-72210	LINK ASSY, LIFT	1	1						
13	3	194193-72410	LINK JOINT, LIFT	1	1						
14	3	194150-72460	PIN, LIFT YOKE	1	1						
15	3	22360-140000	SNAP PIN 14	1	1						
16	3	22360-160000	SNAP PIN 16	2	2						
17	2	7T6964-18400	LINK R ASSY., LIFT	1	1						
18	3	1T6961-10300	LINK R, LIFT UPPER	1	1						
19	3	195165-17390	PIN 16X48	2	2						
20	3	198421-72110	LINK R CMP, LIFT LOWR	1	1						
21	3	194190-72231	TURNBUCKLE, LIFT LINK	1	1						
22	3	194193-72410	LINK JOINT, LIFT	1	1						
23	3	194150-72460	PIN, LIFT YOKE	1	1						
24	3	22360-140000	SNAP PIN 14	1	1						
25	3	22360-160000	SNAP PIN 16	2	2						
26	3	26756-180002	LOCK NUT M18 PLATED	1	1						
27	2	7T6964-18600	LINK ASSY., LOWER	1	1						
28	3	1T6964-18610	LINK ASSY., LOWER	2	2						
29	3	794130-71410	PIN ASSY, BALL SOCKET	2	2						
30	2	194150-71230	PIN, TOP LINK	2	2						
31	2	794130-71410	PIN ASSY, BALL SOCKET	2	2						
32	2	198435-75100	HINGE CMP., LOWR. LINK	1	1						
33	3	794130-71410	PIN ASSY, BALL SOCKET	2	2						
34	3	198435-75110	PIN, LOWER LINK HINGE	1	1						
35	2	198435-75200	CHAIN COMP., CHECK	1	1						
36	3	1T6964-18710	CHAIN COMP., FRNT. CHK	2	2						
37	3	1T6964-18760	CHAIN COMP., REAR CHK	2	2						
38	3	1T6964-18790	NUT 10	2	2						
39	3	194150-74630	PIN, SHACKLE	2	2						
40	3	198435-75210	SUPPORTER, LINK CHAIN	2	2						
41	3	198435-75220	COLLAR 23X30X27	1	1						1
42	3	22217-160000	SPRING WASHER 16	2	2						
43	3	22360-140000	SNAP PIN 14	2	2						
44	3	26716-160002	NUT M16	2	2						
45	3	26756-140002	LOCK NUT M14 PLATED	2	2						

Fig.72. DRAW BAR HITCH

(A)=KE-140  
(B)=KE-160  
(C)=

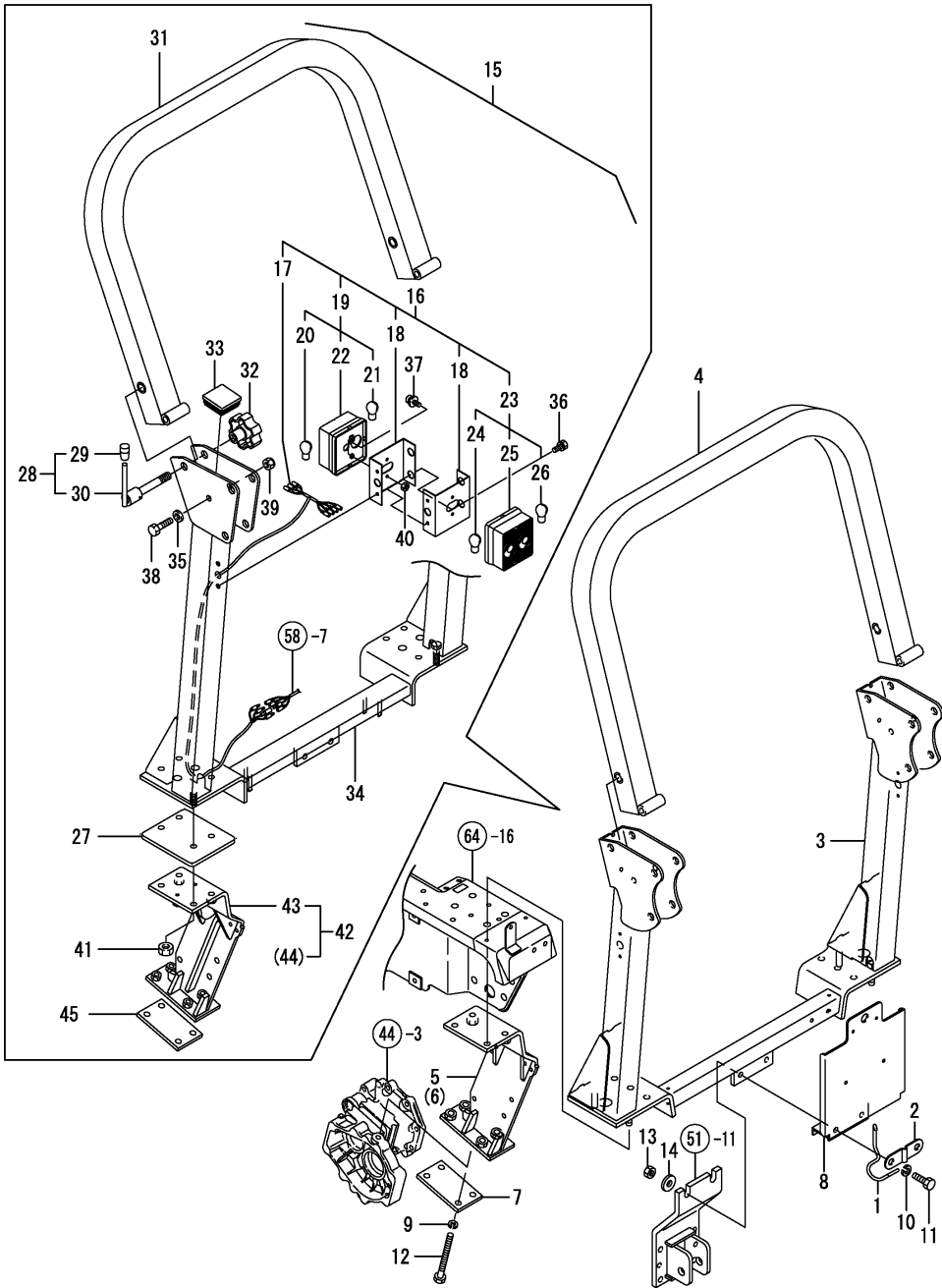
(D)=  
(E)=  
(F)=



REF.	LEV.	PARTS NO.	DESCRIPTION	Q'TY						I	R
				(A)	(B)	(C)	(D)	(E)	(F)		
1	1	198173-75100	DRAWBAR KIT. (49)	1	1						
2	2	198173-65210	LABEL; DRAWBAR	1	1						
3	2	198165-75200	DRAWBAR,COMP	1	1						
4	3	198165-75210	DRAWBAR	1	1						
5	3	198165-75250	CLEVIS (49)	1	1						
6	3	198165-75260	SPACER,CLEVIS (49)	2	2						
7	3	22217-120000	SPRING WASHER 12	2	2						
8	3	26116-121302	BOLT M12X130 PLATED	2	2						
9	3	26716-120002	NUT 12	2	2						
10	1	194145-75250	RING	1	1						
11	1	198165-75720	PIN,DRAW-BAR	1	1						



Fig.73. ROPS



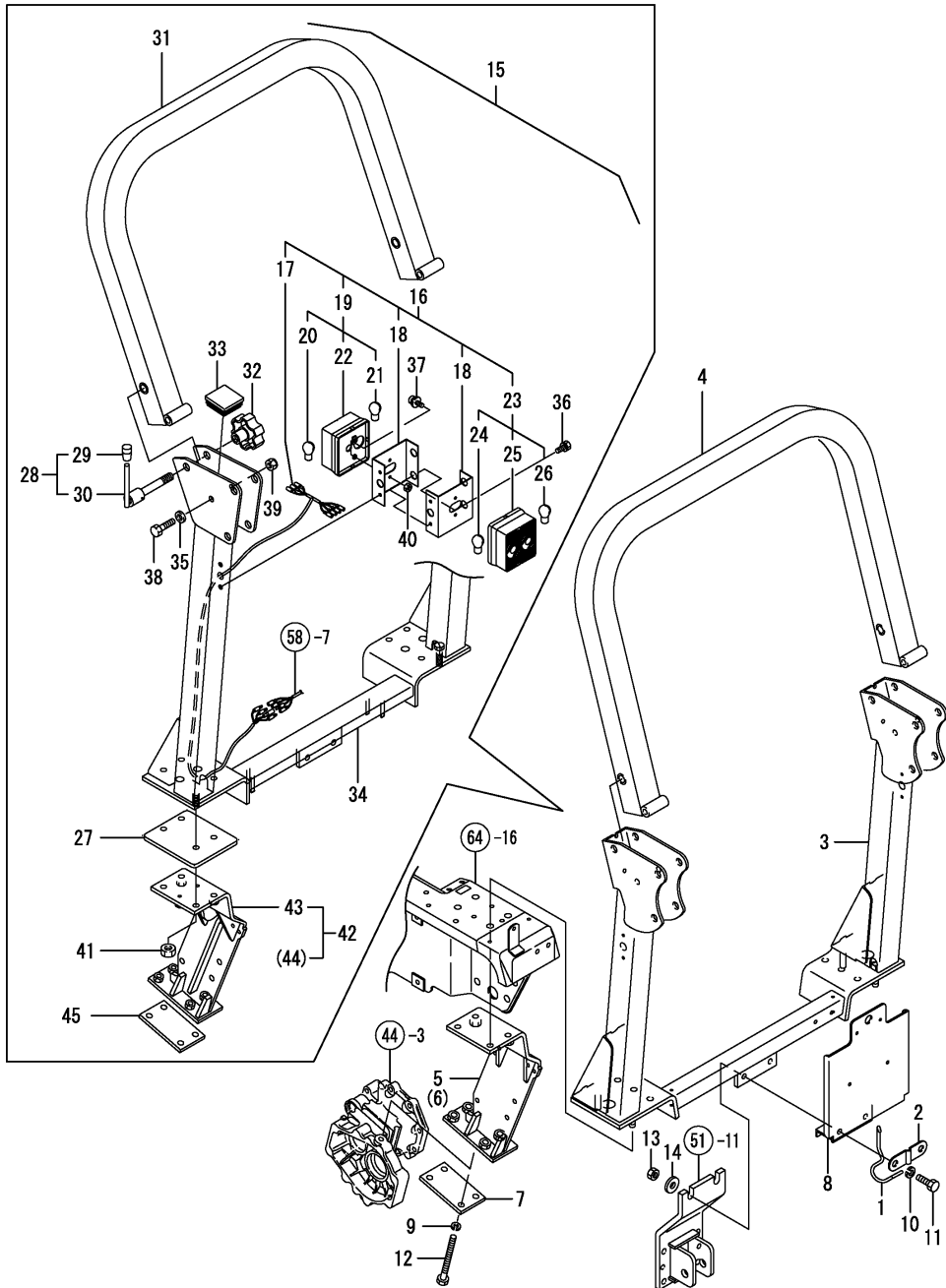
(A)=KE-140  
(B)=KE-160  
(C)=

(D)=  
(E)=  
(F)=

REF.	LEV.	PARTS NO.	DESCRIPTION	Q'TY						I	R
				(A)	(B)	(C)	(D)	(E)	(F)		
1	1	198165-71150	RETEINER,UPPER LINK	1	1						
2	1	198165-71161	GUIDE,RETEINER	1	1						
I 3	1	198174-85110	UPPER FRAME ; UNDER	1	1						Z
		(A=F110170) (B=F110222)									
I 4	1	198174-85120	UPPER FRAME ; UPPER	1	1						Z
		(A=F110170) (B=F110222)									
I 5	1	198163-85150	FRAME ASSY, LOWER CL	1	1						Z
		(A=F110170) (B=F110222)									
I 6	1	198163-85250	FRAME ASSY, LOWER CR	1	1						Z
		(A=F110170) (B=F110222)									
I 7	1	198162-85360	PLATE L,ROPS LOWER	2	2						Z
		(A=F110170) (B=F110222)									
8	1	198163-85670	PLATE(N.P CMP	1	1						
9	1	22217-120000	SPRING WASHER 12	8	8						
10	1	22217-120000	SPRING WASHER 12	2	2						
11	1	26076-120402	BOLT 10.9 12X 4	2	2						
I 11-1	1	198165-85960	BOLT M12X 45 PLATED	2	2						N
		(A=F110170) (B=F110222)									
12	1	26116-121302	BOLT M12X130 PLATED	8	8						
I 12-1	1	26076-121252	BOLT, 12 X 125	8	8						N
		(A=F110170) (B=F110266)									
13	1	26716-120002	NUT 12	2	2						
I 14	1	22157-120000	WASHER 12	2	2						W
		(A=F110170) (B=F110222)									
I 15	1	198163-85050	ROPS(140 KIT	1	1						W
		(A=F110170) (B=F110222)									
I 16	2	198163-53300	COMB LIGHT CMP	2	2						W
		(A=F110170) (B=F110222)									
I 17	3	198163-51520	WIRE HARNESS	2	2						W
		(A=F110170) (B=F110222)									
I 18	3	198163-53230	BRACKET(CMPLAMP	4	4						W
		(A=F110170) (B=F110222)									
I 19	3	198163-53310	F CMPLAMPCMP	2	2						W
		(A=F110170) (B=F110222)									
I 20	4	1A7100-53220	BULB	2	2						W
		(A=F110170) (B=F110222)									
I 21	4	1A7100-53230	BULB	2	2						W
		(A=F110170) (B=F110222)									
I 22	4	198163-53320	BODYF CMP	2	2						W
		(A=F110170) (B=F110222)									
I 23	3	198163-53330	R CMPLAMPCMP	2	2						W
		(A=F110170) (B=F110222)									
I 24	4	1A7100-53220	BULB	2	2						W
		(A=F110170) (B=F110222)									
I 25	4	198163-53340	BODYR CMP	2	2						W
		(A=F110170) (B=F110222)									
I 26	4	198163-53350	BULB 12V5W21W	2	2						W
		(A=F110170) (B=F110222)									
I 27	2	198163-85290	BASEPLATE	2	2						W
		(A=F110170) (B=F110222)									
I 28	2	198163-85410	HANDLE SET J(ROPS	2	2						W

N:Old ↔ New, Q:Old ↔ New, R:Old ↔ New, S:Old ↔ New, W:Add, Z:Discontinued, F:Set Change, K:Q'ty Change  
 ++ CONTINUE ++  
 (C)Copy Rights YANMAR CO.,LTD and YANMAR AGRICULTURAL EQUIPMENT CO.,LTD.

Fig.73. ROPS



(A)=KE-140  
(B)=KE-160  
(C)=

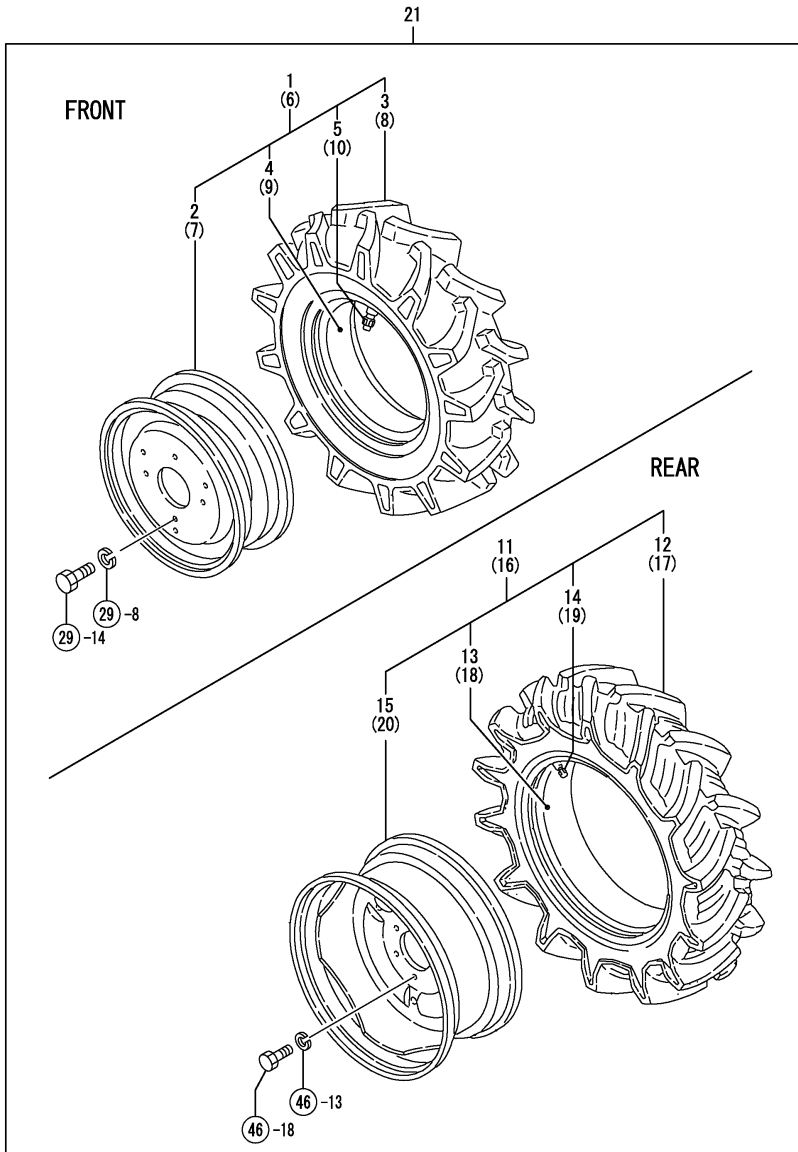
(D)=  
(E)=  
(F)=

REF.	LEV.	PARTS NO.	DESCRIPTION	Q'TY						I	R
				(A)	(B)	(C)	(D)	(E)	(F)		
I	29	(A=F110170) (B=F110222) 3 194150-01190	KNOB, THROTTLE LEVER	2	2						W
I	30	(A=F110170) (B=F110222) 3 198163-85620	HANDLE(ROPS CMP	2	2						W
I	31	(A=F110170) (B=F110222) 2 198163-85560	UPPERFRAME(U CMP	1	1						W
I	32	(A=F110170) (B=F110222) 2 198163-85630	KNOB M16	2	2						W
I	33	(A=F110170) (B=F110222) 2 198163-85640	CAP(ROPS	4	4						W
I	34	(A=F110170) (B=F110222) 2 198163-85850	UPPERFRAME(L CMP	1	1						W
I	35	(A=F110170) (B=F110222) 2 22137-120000	WASHER 12,POLISHED	2	2						W
I	36	(A=F110170) (B=F110222) 2 26013-060162	BOLT M 6X 16	4	4						W
I	37	(A=F110170) (B=F110222) 2 26023-050122	SCREW M 5X 12	4	4						W
I	38	(A=F110170) (B=F110222) 2 26076-121002	BOLT M12X100	2	2						W
I	39	(A=F110170) (B=F110222) 2 26346-120002	U-NUT M12 PLATED	2	2						W
I	40	(A=F110170) (B=F110222) 2 26716-050002	NUT M 5	4	4						W
I	41	(A=F110170) (B=F110222) 2 26716-120002	NUT 12	6	6						W
I	42	(A=F110170) (B=F110222) 1 198163-85081	ROPS SET,LOWER 140	1	1						W
I	43	(A=F110170) (B=F110222) 2 198163-85150	FRAME ASSY, LOWER CL	1	1						W
I	44	(A=F110170) (B=F110222) 2 198163-85250	FRAME ASSY, LOWER CR	1	1						W
I	45	(A=F110170) (B=F110222) 2 198162-85360	PLATE L,ROPS LOWER	2	2						W

Fig.74. OPTION

(A)=KE-140  
(B)=KE-160  
(C)=

(D)=  
(E)=  
(F)=



REF.	LEV.	PARTS NO.	DESCRIPTION	Q'TY						I	R
				(A)	(B)	(C)	(D)	(E)	(F)		
1	1	798531-14710	TIRE,FRONT L.H. KIT		1						
2	2	198531-14720	WHEEL DC3.00-12		1						
3	2	198531-14740	TIRE 5.00-12		1						
4	2	198531-14750	TUBE		1						
5	2	194190-34730	HOUSING,CORE		1						
6	1	798531-14810	FRONT TIRE R.H. KIT		1						
7	2	198531-14720	WHEEL DC3.00-12		1						
8	2	198531-14740	TIRE 5.00-12		1						
9	2	198531-14750	TUBE		1						
10	2	194190-34730	HOUSING,CORE		1						
11	1	198164-34300	TIRE 8-18 L KIT		1						
12	2	198164-34320	TIRE 8-18		1						
13	2	198164-34330	TUBE		1						
14	2	194190-34730	HOUSING,CORE		1						
15	2	198531-34730	WHEEL W6-18		1						
16	1	198164-34350	TIRE 8-18 R KIT		1						
17	2	198164-34320	TIRE 8-18		1						
18	2	198164-34330	TUBE		1						
19	2	194190-34730	HOUSING,CORE		1						
20	2	198531-34730	WHEEL W6-18		1						
I 21	1	198164-14700	TIRE KIT,LAG		1						W 1

(B=FXXXXX)

Remarks

(1)REF.NO1 FOR NO.20 IS INCORPORATED  
IN THIS REF.NO.21

Fig.75. OPTION

(A)=KE-140  
(B)=KE-160  
(C)=

(D)=  
(E)=  
(F)=

REF.	LEV.	PARTS NO.	DESCRIPTION	Q'TY						I	R
				(A)	(B)	(C)	(D)	(E)	(F)		
1	1	198425-22500	ROD KIT,CLUTCH	1	1						
2	2	198425-22450	ROD L COMP.,CLUTCH	1	1						
3	2	198425-22480	ROD R COMP.,CLUTCH	1	1						
4	2	198425-22510	PIN 7X16,FLUSH HEAD	2	2						
5	2	22417-200200	COTTER PIN 2.0X20	2	2						
6	1	198421-42200	COVER CMP,EXT.TAKOUT	1	1						
7	2	194556-42220	STRAINER A	1	1						
8	2	198421-42220	COVER,EXT.TAKE-OUT	1	1						
9	2	23414-180023	GASKET 18	2	2						
10	2	23414-200026	GASKET 20	1	1						
11	2	23887-180002	PLUG 18	2	2						
12	2	23887-200002	PLUG 20, HEX.	1	1						

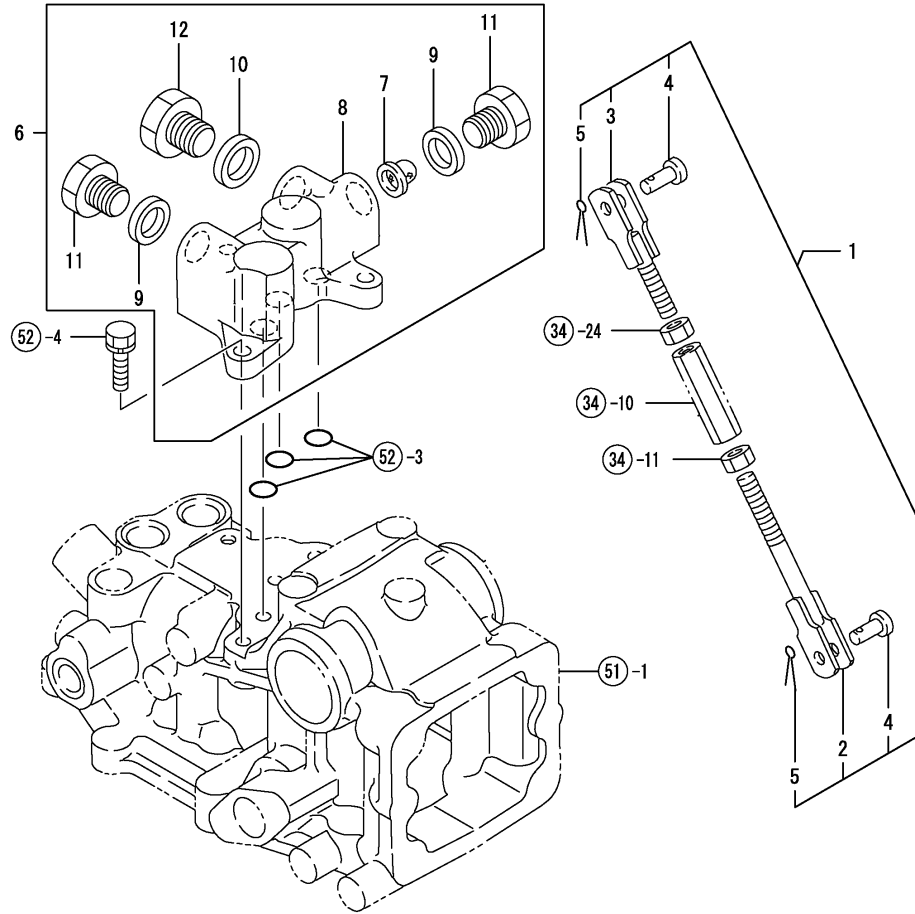
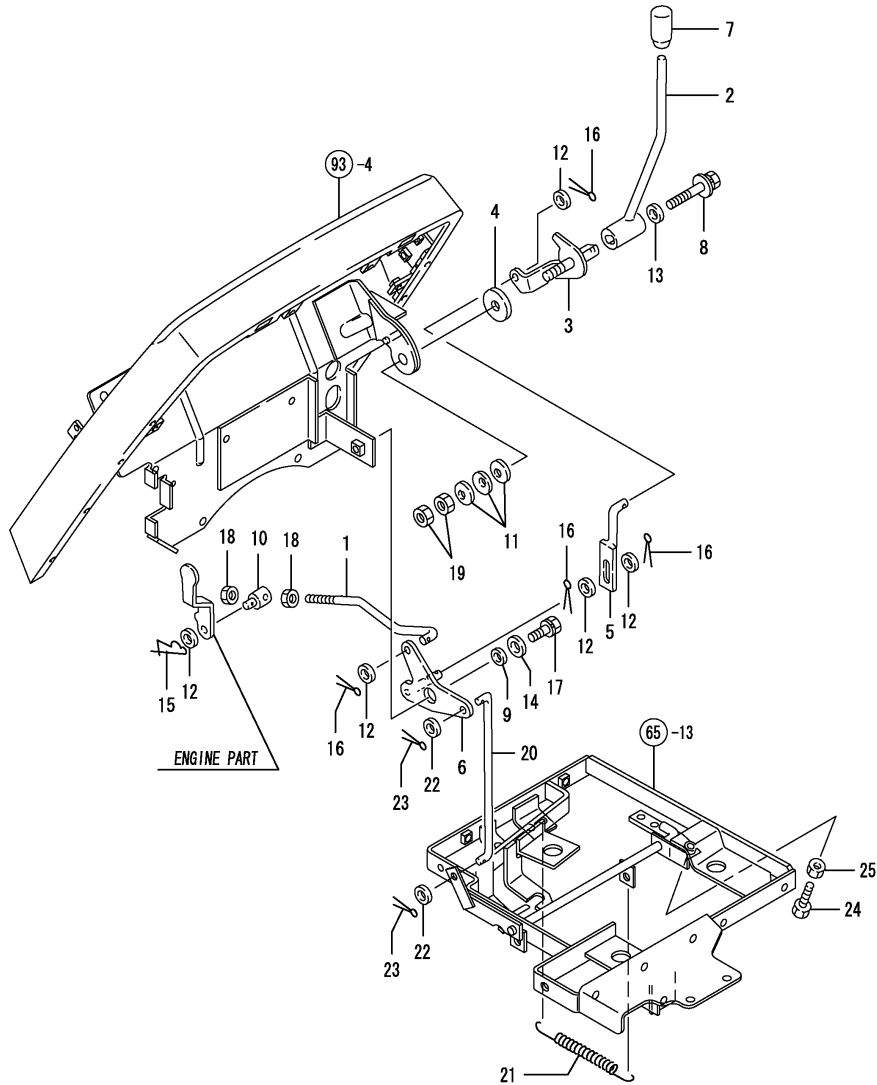


Fig.76. ACCEL LEVER(ADD.

(A)=KE-140  
(B)=KE-160  
(C)=

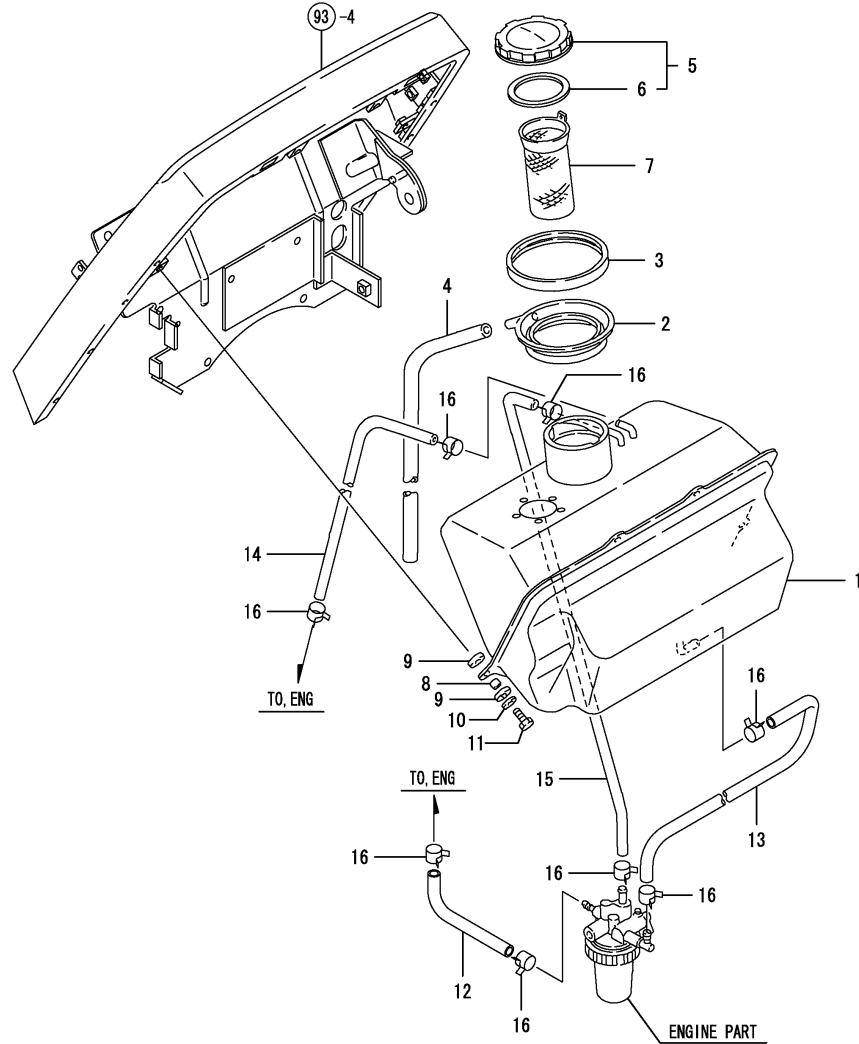
(D)=  
(E)=  
(F)=



REF.	LEV.	PARTS NO.	DESCRIPTION	Q'TY						I	R
				(A)	(B)	(C)	(D)	(E)	(F)		
1	1	198163-00850	LINK, ACCELERATOR	1	1						
2	1	198421-01110	LEVER,ACCELERATOR	1	1						
3	1	198421-01120	SHAFT,ACCELERATOR	1	1						
4	1	198165-01130	PLATE, FRICTION	1	1						
5	1	198421-01130	LINK,ACCELERAT.LEVER	1	1						
6	1	198421-01140	PLATE,ACCELERAT.LOCK	1	1						
7	1	1A6750-37200	KNOB, PARKING BRAKE	1	1						
8	1	198421-01250	BOLT 6X40	1	1						
9	1	194150-01270	SPACER 20	1	1						
10	1	194150-01370	ADJUSTER	1	1						
11	1	194151-47760	WASHER 12	3	3						
12	1	22117-080000	WASHER 8	5	5						
13	1	22157-060000	WASHER 6	1	1						
14	1	22157-100000	WASHER 10	1	1						
15	1	1C6281-52320	PIN 8,COME-OFF SNAP	1	1						
16	1	22417-160160	COTTER PIN 1.6X16	4	4						
17	1	26016-100202	BOLT	1	1						
18	1	26716-080002	NUT M 8	2	2						
19	1	26716-120002	NUT 12	2	2						
20	1	198162-01210	ROD, FOOT AXLE	1	1						
21	1	198421-01220	SPRING,FT.ACCEL.RTRN	1	1						
22	1	22117-080000	WASHER 8	2	2						
23	1	22417-160160	COTTER PIN 1.6X16	2	2						
24	1	26116-080402	BOLT M 8X 40 PLATED	1	1						
25	1	26716-080002	NUT M 8	1	1						

Remarks  
\* FIGURE FOR POWER STEERING TYPE

Fig.77. FUEL TANK(ADD.)



(A)=KE-140  
(B)=KE-160  
(C)=

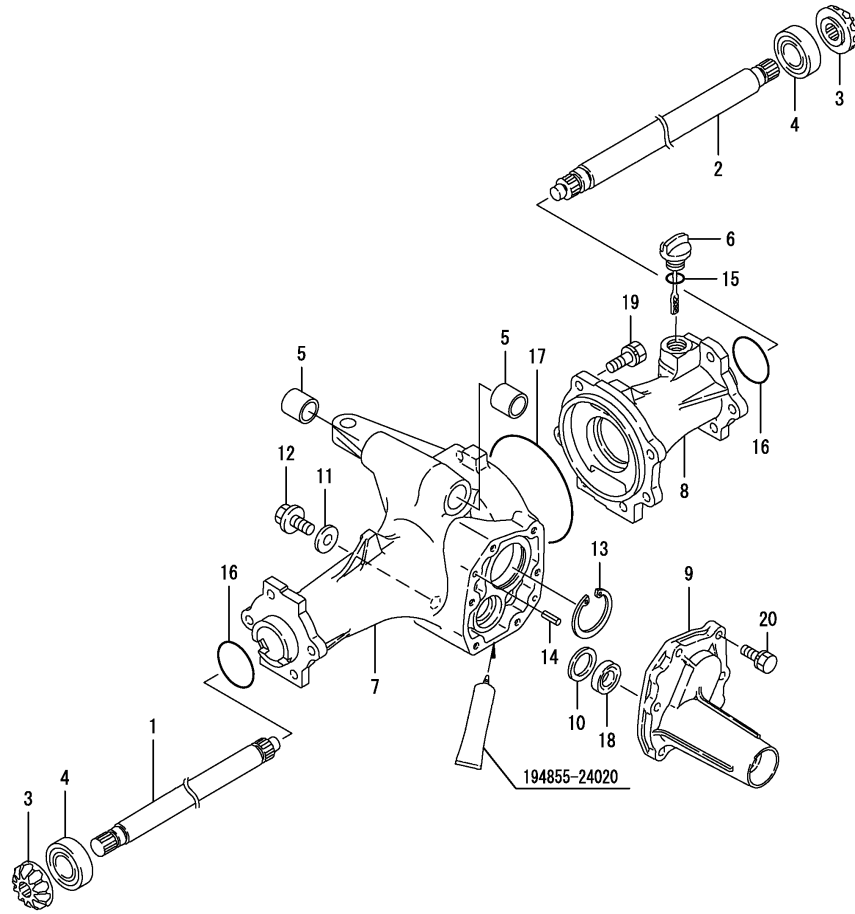
(D)=  
(E)=  
(F)=

REF.	LEV.	PARTS NO.	DESCRIPTION	Q'TY						I	R
				(A)	(B)	(C)	(D)	(E)	(F)		
1	1	198162-04111	TANK,FUEL OIL	1	1						
2	1	194940-04240	PAN,FUEL TANK CATCH	1	1						
3	1	194940-04250	PACKING,FUEL CAT.PAN	1	1						
4	1	198421-04430	PIPE,FUEL OIL PAN	1	1						
5	1	198163-04500	CAP,FUEL CMP	1	1						
6	2	198163-04510	SEAL	1	1						
7	1	101504-55101	STRAINER,FUEL INLET	1	1						
8	1	194215-04220	SPACER 8X10X10	4	4						
9	1	194420-62260	CUSHION	8	8						
10	1	22157-060000	WASHER 6	4	4						
11	1	26116-060252	BOLT 6X25	4	4						
12	1	23980-730220	PIPE	1	1						
13	1	23980-730450	FUEL PIPE 7.3X450	1	1						
14	1	23980-730500	FUEL PIPE 7.3X500	1	1						
15	1	23980-730600	FUEL PIPE 7.3X600	1	1						
16	1	23080-012000	CLAMP 12	8	8						

Remarks  
\* FIGURE FOR POWER STEERING TYPE



Fig.79. FRONT AXLE CASE(ADD.)



(A)=KE-140  
(B)=KE-160  
(C)=

(D)=  
(E)=  
(F)=

REF.	LEV.	PARTS NO.	DESCRIPTION	Q'TY						I	R
				(A)	(B)	(C)	(D)	(E)	(F)		
1	1	198421-13510	SHAFT L,FRONT 1ST	1	1						
2	1	198421-13520	SHAFT R,FRONT 1ST	1	1						
3	1	198421-13530	GEAR,FRNT.1/2 SHAFT	2	2						
4	1	24101-063044	BALL BEARING	2	2						
5	1	194200-11570	BUSH	2	2						
6	1	194447-13490	CAP W/DIPSTICK	1	1						
7	1	198164-13610	CASE L,FRONT AXLE	1	1						
8	1	198425-13620	CASE R,FRONT AXLE	1	1						
9	1	198421-13630	COVER,FRNT.AXLE CASE	1	1						
10	1	198421-13650	WASHER 25X34X1.2	1	1						
11	1	198165-24440	GASKET(20*12*2	1	1						
12	1	198165-24490	BOLT M 12X 12 PLATED	1	1						
13	1	22252-000520	CIRCLIP 52	1	1						
14	1	22351-060020	SPRING PIN 6X20	2	2						
15	1	24311-000180	O-RING 1A P-18.0	1	1						
16	1	24321-000500	O-RING 1A G-50.0	2	2						
17	1	24321-001150	O-RING 1A G-115.0	1	1						
18	1	24421-173007	SEAL TC17 30 07, OIL	1	1						
19	1	26013-100302	BOLT M10X 30	6	6						
20	1	26016-080302	BOLT M 8X 30	6	6						

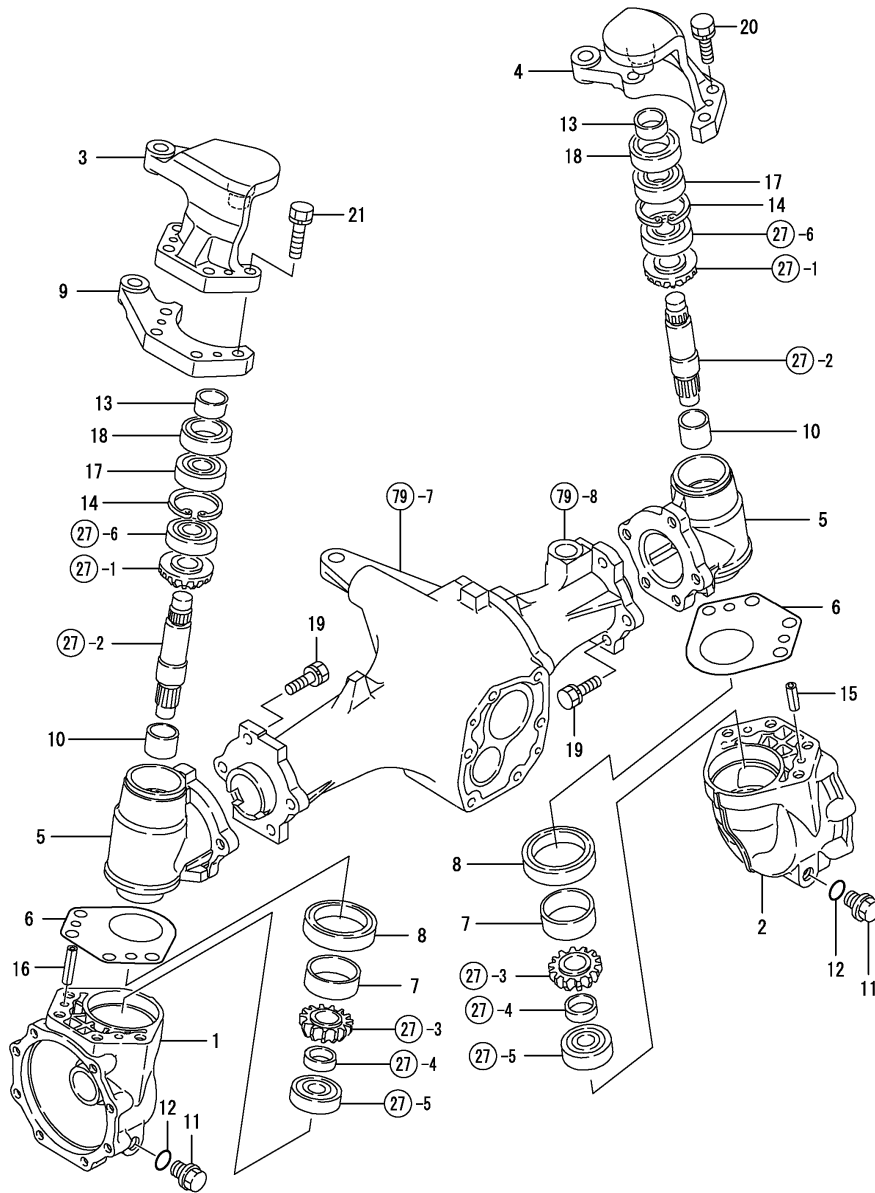
Remarks  
\* FIGURE FOR POWER STEERING TYPE



Fig.80. FRONT GEAR CASE(ADD.

(A)=KE-140  
(B)=KE-160  
(C)=

(D)=  
(E)=  
(F)=

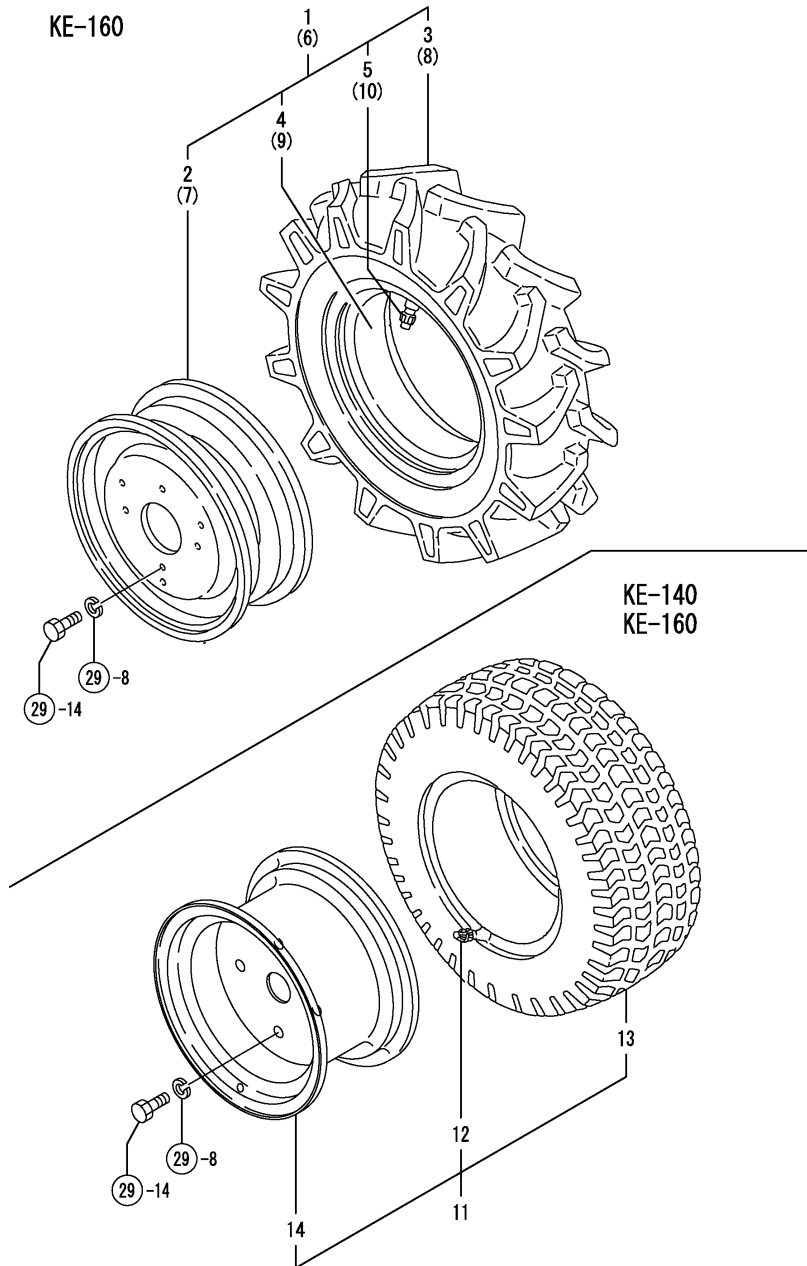


REF.	LEV.	PARTS NO.	DESCRIPTION	Q'TY						I	R
				(A)	(B)	(C)	(D)	(E)	(F)		
1	1	198421-13730	BOX L,FRONT GEAR	1	1						
2	1	198421-13740	BOX R,FRONT GEAR	1	1						
3	1	198164-13760	BRACKET(L), KING PIN	1	1						
4	1	198164-13770	SUPPORT(R),KING PIN	1	1						
5	1	198421-13710	CASE,FRONT GEAR	2	2						
6	1	198421-13750	SHIM 1.0,SUPPORT	2	2						
7	1	194516-13770	SLEEVE SI455016	2	2						
8	1	194516-13780	SEAL, YC6Y 506812.5	2	2						
9	1	198164-13780	ARM,TIE ROD	1	1						
10	1	198165-13830	BUSH 25X1.5	2	2						
11	1	1C6900-23120	BOLT M14X10,DRAIN	2	2						
12	1	1C6900-23150	WASHER	2	2						
13	1	1E6190-54080	SLEEVE SI25X30X13	2	2						
14	1	22252-000470	CIRCLIP 47(H)	2	2						
15	1	22351-080020	SPRING PIN 8X20	2	2						
16	1	22351-080040	SPRING PIN 8X40	2	2						
17	1	24104-062044	BALL BEARING	2	2						
18	1	24421-304708	SEAL TC30 47 08, OIL	2	2						
19	1	26013-100302	BOLT M10X 30	10	10						
20	1	26013-100352	BOLT M10X 35	4	4						
21	1	26013-100502	BOLT M10X 50	4	4						

Remarks  
\* FIGURE FOR POWER STEERING TYPE

N:Old ↔ New, Q:Old ↔ New, R:Old ↔ New, S:Old ↔ New, W:Add, Z:Discontinued, F:Set Change, K:Q'ty Change  
(C)Copy Rights YANMAR CO.,LTD and YANMAR AGRICULTURAL EQUIPMENT CO.,LTD.

Fig.81. FRONT WHEEL TIRE(ADD.



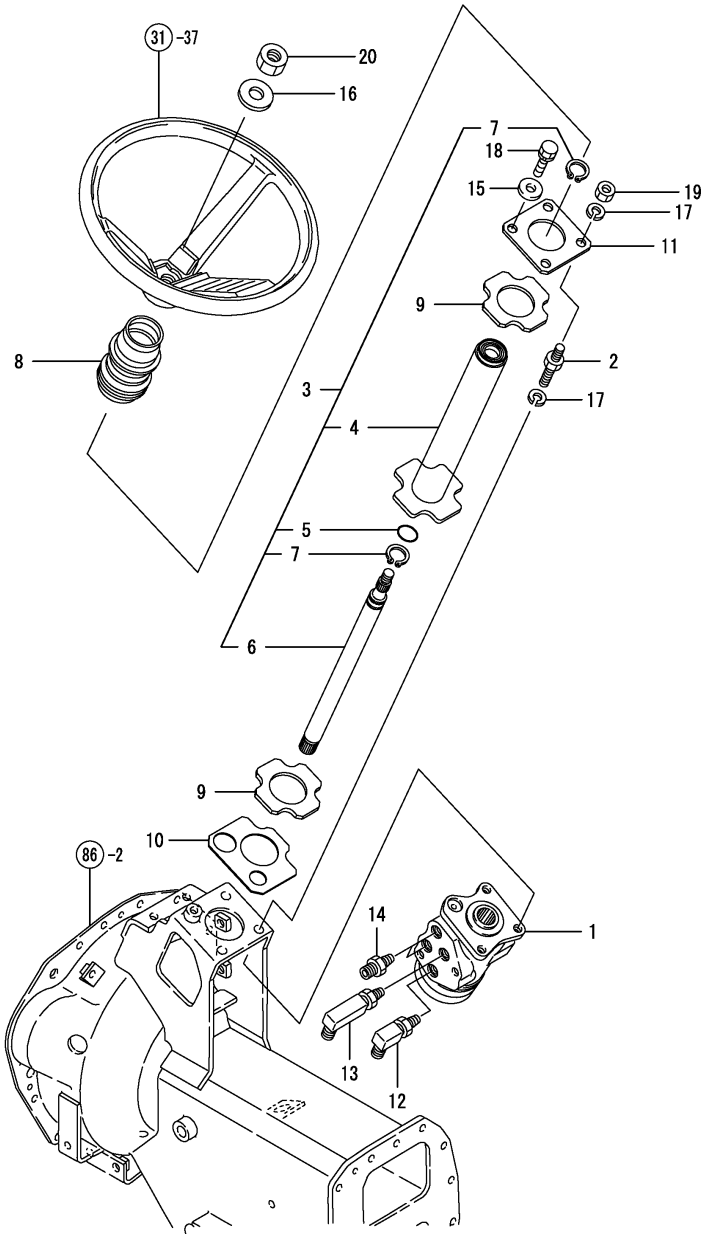
NPC-3970 81. FRONT WHEEL TIRE(ADD.

(A)=KE-140  
(B)=KE-160  
(C)=

(D)=  
(E)=  
(F)=

REF.	LEV.	PARTS NO.	DESCRIPTION	Q'TY						I	R
				(A)	(B)	(C)	(D)	(E)	(F)		
1	1	798531-14710	TIRE,FRONT L.H. KIT		1						
2	2	198531-14720	WHEEL DC3.00-12		1						
3	2	198531-14740	TIRE 5.00-12		1						
4	2	198531-14750	TUBE, 5.00-12		1						
5	2	194190-34730	HOUSING,CORE		1						
6	1	798531-14810	FRONT TIRE R.H. KIT		1						
7	2	198531-14720	WHEEL DC3.00-12		1						
8	2	198531-14740	TIRE 5.00-12		1						
9	2	198531-14750	TUBE, 5.00-12		1						
10	2	194190-34730	HOUSING,CORE		1						
11	1	198163-14730	TIRE,FRONT(TURF KIT	2	2						
12	2	194136-12880	VALVE TR413	2	2						
13	2	198163-14740	TURF TIRE 20*8.00	2	2						
14	2	198163-14750	DISC 6.00I-10	2	2						

Fig.82. P.S.T VALVE(ADD.



(A)=KE-140  
(B)=KE-160  
(C)=

(D)=  
(E)=  
(F)=

REF.	LEV.	PARTS NO.	DESCRIPTION	Q'TY						I	R
				(A)	(B)	(C)	(D)	(E)	(F)		
1	1	198167-17300	VALVE H, P.STEERING	1	1						
2	1	198165-17310	BOLT M 10, ST COLUM	3	3						
3	1	198163-17410	COLUM SET	1	1						
4	2	198163-17420	PST COLUM CMP	1	1						
5	2	198164-17450	PACKING	1	1						
6	2	198163-17460	STEARING SHAFT	1	1						
7	2	22242-000200	CIRCLIP 20	2	2						
8	1	198164-17470	BOOT ASSY, STEERING	1	1						
9	1	198165-17481	RUBBER, ST COLUMN	2	2						
10	1	198163-17490	SPACER,COLUMN	1	1						
11	1	198164-17500	PLATE, ST COLUMN	1	1						
12	1	198165-17731	ELBO, 1/4X9/16	1	1						
13	1	198165-17741	ELBO L, 1/4X9/16	1	1						
14	1	198165-17790	CONNECTOR	2	2						
15	1	22137-100000	WASHER 10,POLISHED	1	1						
16	1	22137-160000	WASHER 16,POLISHED	1	1						
17	1	22217-100000	SPRING WASHER 10	6	6						
18	1	26016-100162	BOLT M10X 16	1	1						
19	1	26736-100002	NUT M10	3	3						
20	1	26776-160002	LOCK NUT M16 PLATED	1	1						

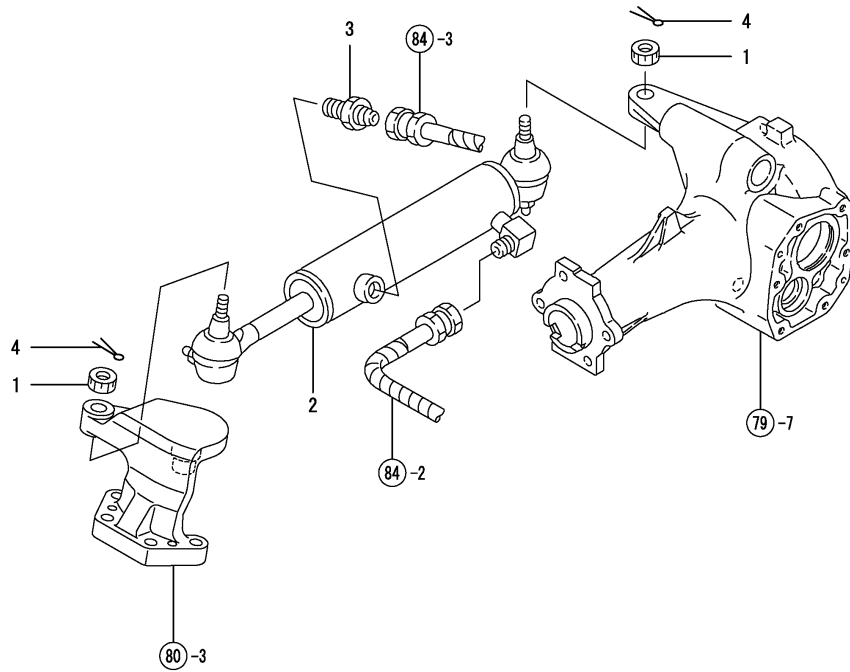
Remarks  
\* FIGURE FOR POWER STEERING TYPE

Fig.83. P.S.T CYLINDER(ADD.)

(A)=KE-140  
(B)=KE-160  
(C)=

(D)=  
(E)=  
(F)=

REF.	LEV.	PARTS NO.	DESCRIPTION	Q'TY						
				(A)	(B)	(C)	(D)	(E)	(F)	
1	1	194215-12340	NUT M10	2	2					
2	1	198164-17540	CYLINDER, PS	1	1					
3	1	172520-76210	FITTING 1/4	1	1					
4	1	22417-250250	COTTER PIN 2.5X25	2	2					

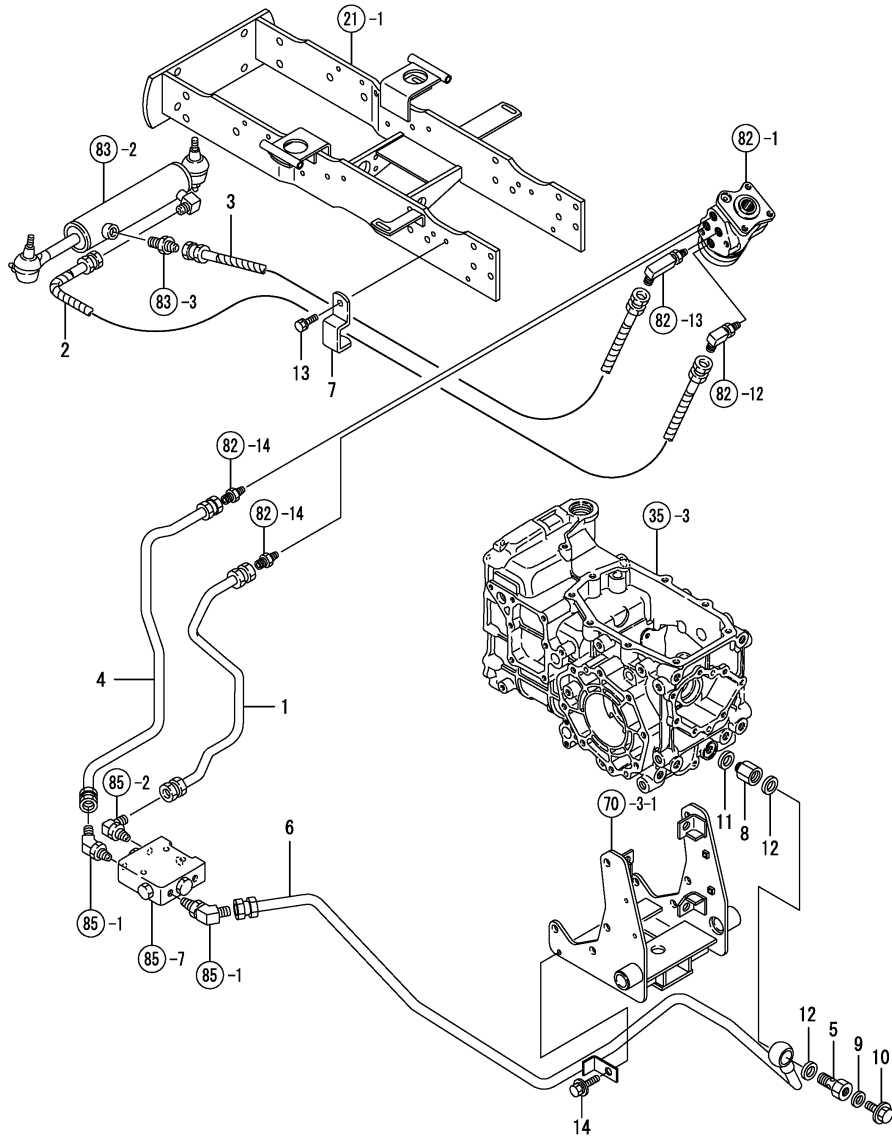


Remarks  
\* FIGURE FOR POWER STEERING TYPE

Fig.84. P.S.T PIPING(ADD.)

(A)=KE-140  
(B)=KE-160  
(C)=

(D)=  
(E)=  
(F)=



REF.	LEV.	PARTS NO.	DESCRIPTION	Q'TY						I	R
				(A)	(B)	(C)	(D)	(E)	(F)		
1	1	198164-17660	PIPE, HP	1	1						
2	1	198163-17710	HOSE A, HYDRAULIC PS	1	1						
3	1	198163-17720	HOSE B, HYDRAULIC PS	1	1						
4	1	198163-17740	DRAIN PIPE(PS)	1	1						
5	1	198163-17771	BOLT 18, JOINT	1	1						
6	1	198163-17780	DRAIN PIPE B(PS)	1	1						
7	1	198164-17780	CLAMP	1	1						
8	1	198163-17790	ADAPTER	1	1						
9	1	198165-24440	GASKET(20*12*2)	1	1						
10	1	198165-24490	BOLT M 12X 12 PLATED	1	1						
11	1	23414-140018	GASKET 14	1	1						
12	1	23414-180023	GASKET 18	2	2						
13	1	26016-080122	BOLT M 8X 12	1	1						
14	1	26018-080162	BOLT M 8X 16	1	1						

Remarks  
\* FIGURE FOR POWER STEERING TYPE

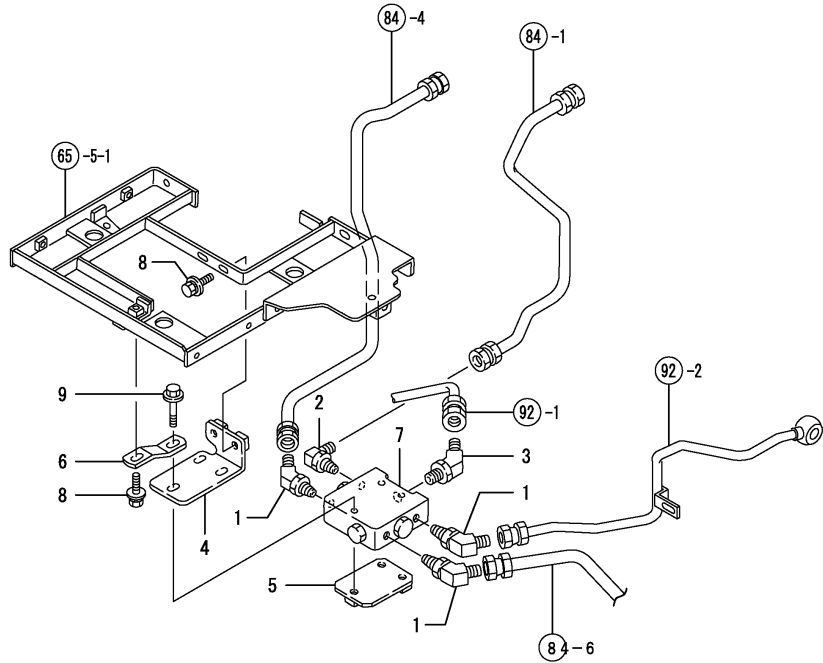
N:Old ↔ New, Q:Old ↔ New, R:Old ↔ New, S:Old ↔ New, W:Add, Z:Discontinued, F:Set Change, K:Q'ty Change  
(C)Copy Rights YANMAR CO.,LTD and YANMAR AGRICULTURAL EQUIPMENT CO.,LTD.

Fig.85. FLOW DEVIDER(ADD.)

(A)=KE-140  
(B)=KE-160  
(C)=

(D)=  
(E)=  
(F)=

REF.	LEV.	PARTS NO.	DESCRIPTION	Q'TY						I	R
				(A)	(B)	(C)	(D)	(E)	(F)		
1	1	198165-17711	ELBO, 45	3	3						
2	1	198165-17781	ELBO, 1/4X1/4	1	1						
3	1	198164-17810	ELBOW 45 3/8	1	1						
4	1	198164-17830	BRACKET ASSY, FD	1	1						
5	1	198164-17850	PLATE ASS, FD	1	1						
6	1	198163-17870	STAY, FD	1	1						
7	1	198164-17900	DIVIDER.,FLOW KIT	1	1						
8	1	26018-080252	BOLT M8X 25	3	3						
9	1	26106-080502	BOLT M 8X 50 PLATED	3	3						

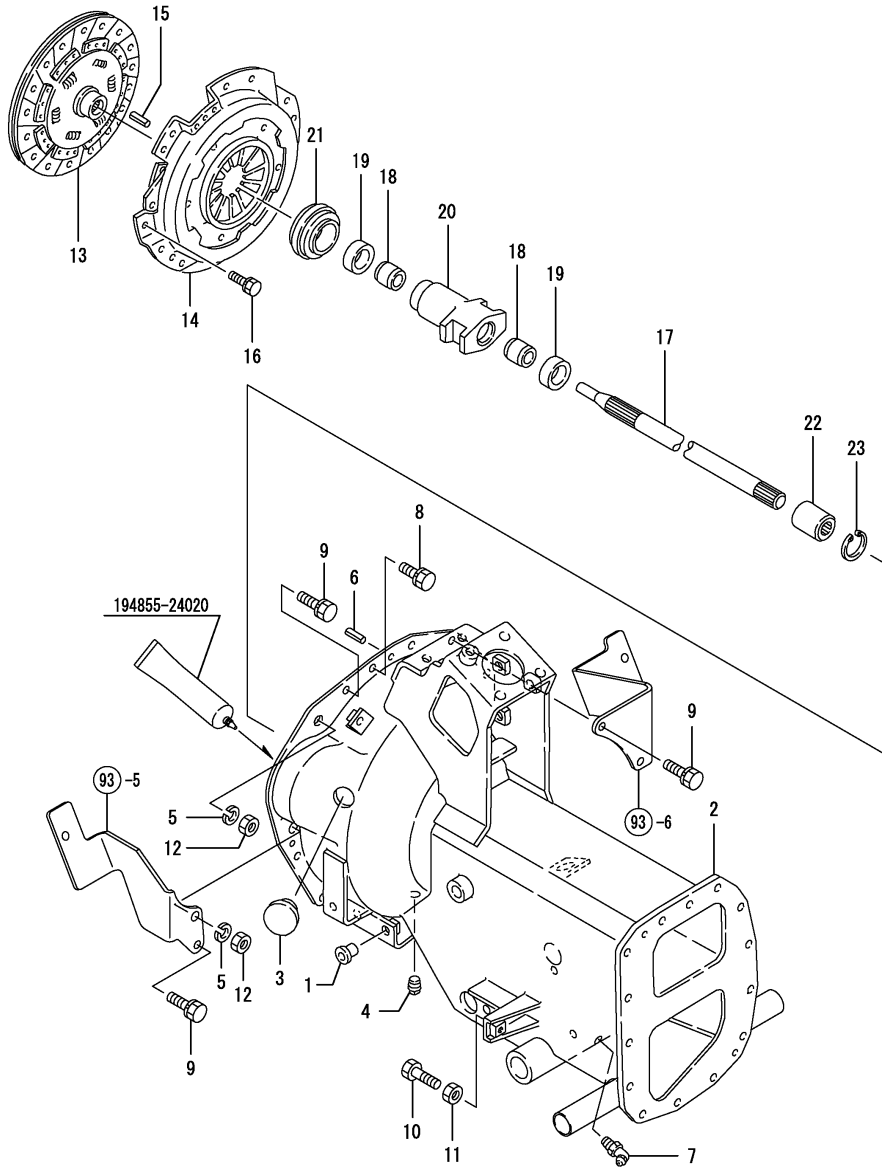


Remarks  
\* FIGURE FOR POWER STEERING TYPE

Fig.86. CLUTCH HOUSING(ADD.

(A)=KE-140  
(B)=KE-160  
(C)=

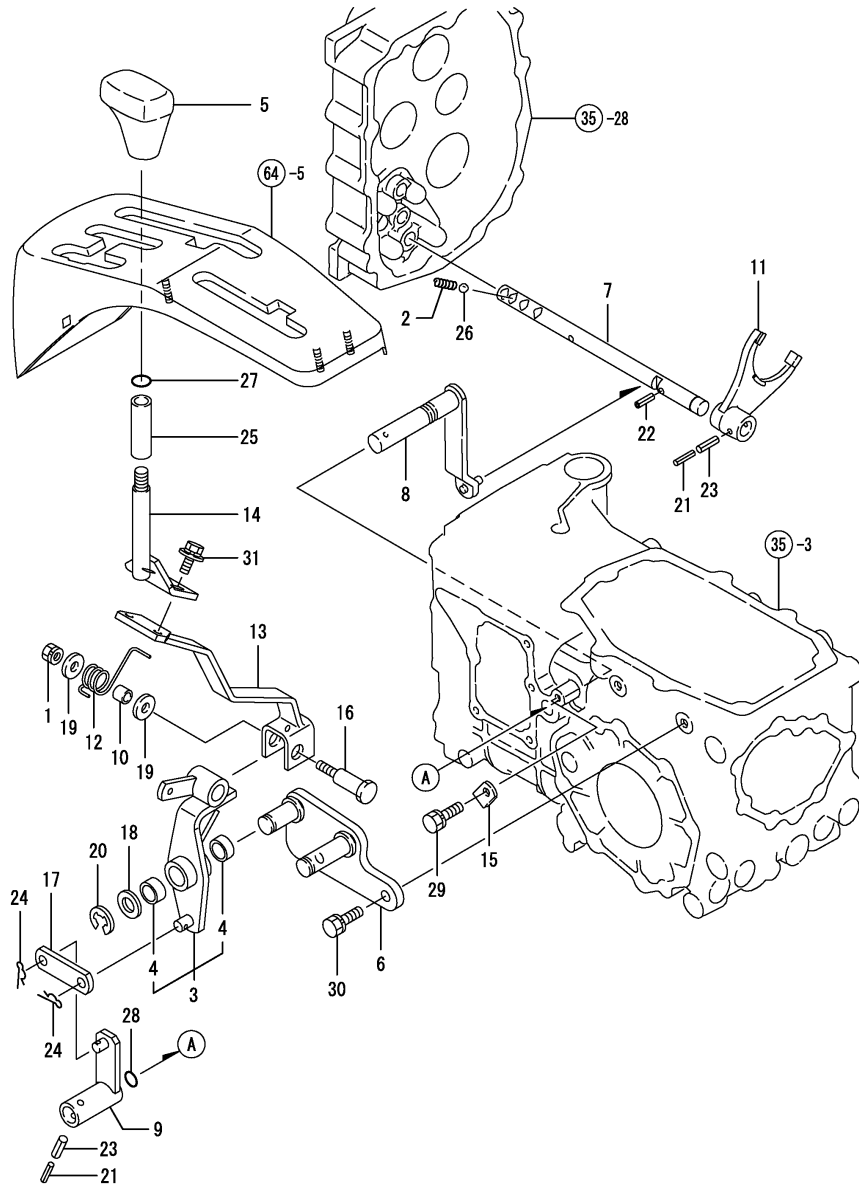
(D)=  
(E)=  
(F)=



REF.	LEV.	PARTS NO.	DESCRIPTION	Q'TY						I	R
				(A)	(B)	(C)	(D)	(E)	(F)		
1	1	194201-11230	CAP 11X21	4	4						
2	1	198163-21250	HOUSING ASSY, CLUTCH	1	1						
3	1	194300-21460	CAP	1	1						
4	1	194151-36670	PLUG PT02	1	1						
5	1	22217-100000	SPRING WASHER 10	2	2						
6	1	22351-080016	SPRING PIN 8X16	2	2						
7	1	24761-040000	NIPPLE B,GREASE	1	1						
8	1	26013-080122	BOLT M 8X 12	2	2						
9	1	26013-080202	BOLT W/WASHER M8X20	9	9						
10	1	26116-100352	BOLT 10X35	1	1						
11	1	26716-100002	NUT 10	1	1						
12	1	26716-100002	NUT 10	2	2						
13	1	198165-21450	DISC, CLUTCH	1	1						
14	1	194215-21701	PRESSURE PLATE	1	1						
15	1	22351-080016	SPRING PIN 8X16	3	3						
16	1	26013-080162	BOLT W/WASHER M8X16	6	6						
17	1	198421-22110	SHAFT,MAIN DRIVE	1	1						
18	1	194215-22210	BUSH 20.4X25X20	2	2						
19	1	194215-22220	FELT	2	2						
20	1	194215-22230	SLEEVE, BEARING	1	1						
21	1	194300-22240	BEARING, RELEASE	1	1						
22	1	194310-25100	JOINT	1	1						
23	1	22252-000170	CIRCLIP 17	1	1						

Remarks  
\* FIGURE FOR POWER STEERING TYPE

Fig.87. MAIN CHANGE(ADD.



(A)=KE-140  
(B)=KE-160  
(C)=

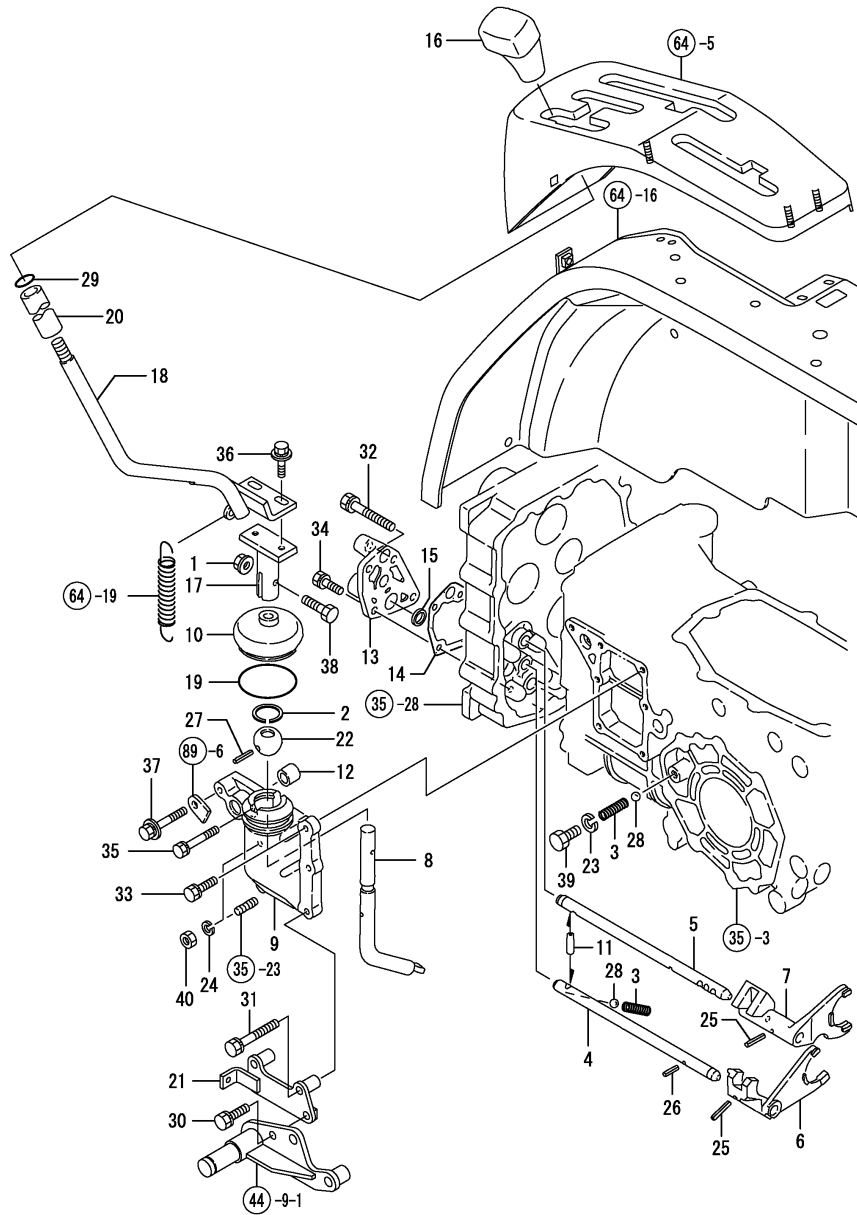
(D)=  
(E)=  
(F)=

REF.	LEV.	PARTS NO.	DESCRIPTION	Q'TY						I	R
				(A)	(B)	(C)	(D)	(E)	(F)		
1	1	194990-22050	NUT W/WASHER 8	1	1						
2	1	198421-27110	SPRING 38.4	1	1						
3	1	198163-27200	LEVER KIT,MAIN RANGE	1	1						
4	2	24550-018100	BUSH 18X10	2	2						
5	1	1A7720-27240	KNOB	1	1						
6	1	198163-27510	BRACKET, LEVER	1	1						
7	1	198163-27520	SHAFT FORK,M.CHANGE	1	1						
8	1	198421-27521	ARM, SHIFT	1	1						
9	1	198163-27531	LEVER A,MAIN CHANGE	1	1						
10	1	198163-27540	COLLAR	1	1						
11	1	198435-27551	FORK, SHIFT	1	1						
12	1	198163-27560	SPRING	1	1						
13	1	198163-27572	LEVER, M.RANGE INNER	1	1						
14	1	198163-27630	LEVER,MAIN CHANGE	1	1						
15	1	194197-27681	PLATE, KEEP	1	1						
16	1	198163-27910	PIN	1	1						
17	1	198327-47930	PLATE, LINK	1	1						
18	1	22137-180000	WASHER 18	1	1						
19	1	22157-080000	WASHER 8	2	2						
20	1	22272-000150	CIRCLIP E-15	1	1						
21	1	22351-035025	SPRING PIN 3.5X25	2	2						
22	1	22351-060020	SPRING PIN 6X20	1	1						
23	1	22351-060025	SPRING PIN 6X25	2	2						
24	1	22360-100000	SNAP PIN 10	2	2						
25	1	23061-150065	HOSE, 15 X 65	1	1						
26	1	24190-100001	BALL, 5/16	1	1						
27	1	24311-000110	O-RING 1A P-11.0	1	1						
28	1	24311-000125	O-RING 1A P-12.5	1	1						
29	1	26013-080202	BOLT W/WASHER M8X20	1	1						
30	1	26013-080252	BOLT M 8X 25	2	2						
31	1	26018-080202	BOLT M 8X 20	2	2						

Remarks  
\* FIGURE FOR POWER STEERING TYPE



Fig.88. SUB CHANGE(ADD.)



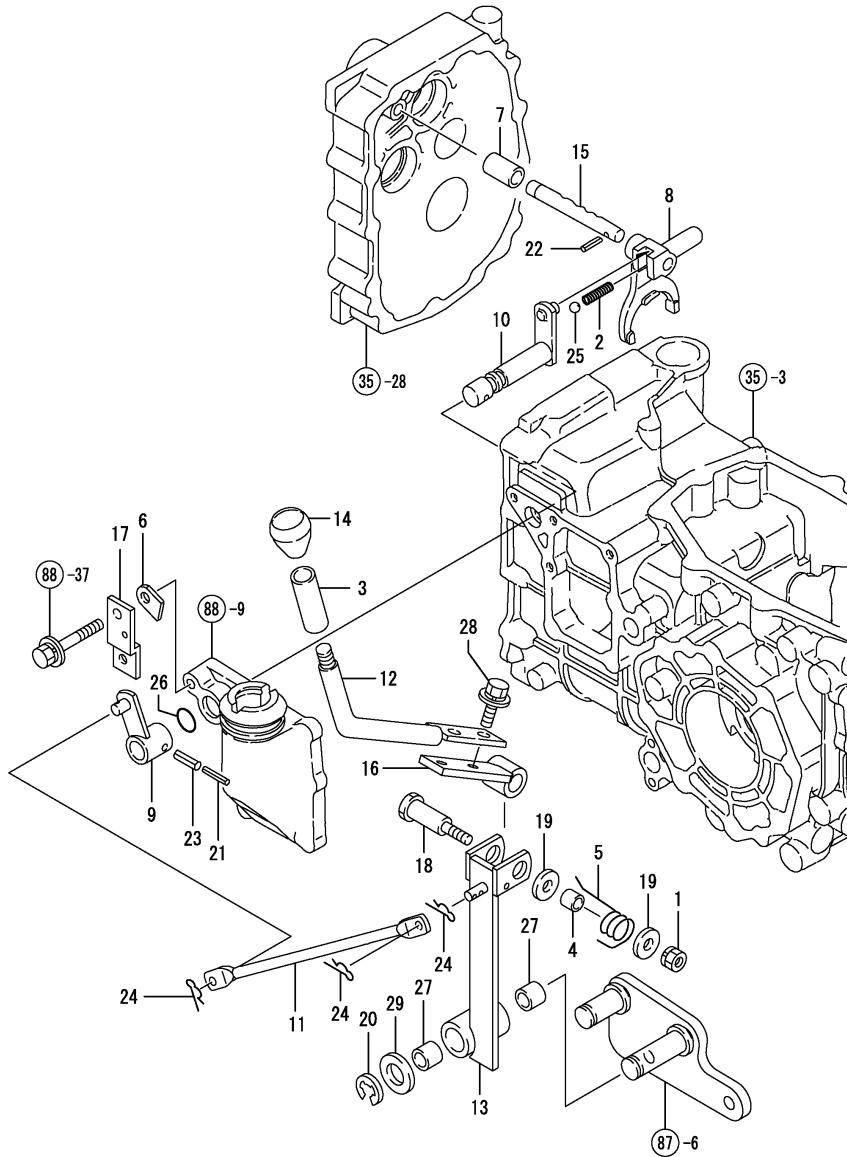
(A)=KE-140  
(B)=KE-160  
(C)=

(D)=  
(E)=  
(F)=

REF.	LEV.	PARTS NO.	DESCRIPTION	Q'TY						I	R
				(A)	(B)	(C)	(D)	(E)	(F)		
1	1	194990-22140	NUT W/WASHER 8	1	1						
2	1	1A1040-26320	CIRCLIP 30-H	1	1						
3	1	198421-27110	SPRING 38.4	2	2						
4	1	198163-27120	SHAFT H,FORK	1	1						
5	1	198163-27130	SHAFT L,FORK	1	1						
6	1	198435-27142	FORK, SHIFT	1	1						
7	1	198435-27151	FORK, SHIFT L	1	1						
8	1	198421-27160	ARM,MAIN CHANGE	1	1						
9	1	198421-27170	CASE,MAIN CHANGE	1	1						
10	1	198421-27180	BOOT,RUBBER	1	1						
11	1	198421-27190	SPINDLE 8X16	1	1						
12	1	198421-27200	BUSH 17X19X15	1	1						
13	1	198425-27213	CASE,FORK SHAFT	1	1						
14	1	198421-27221	PACKING, SHAFT CASE	1	1						
15	1	198425-27230	COLLAR,FORK SHAFT CS	1	1						
16	1	1A7720-27240	KNOB	1	1						
17	1	198435-27260	LEVER,SUB-CHG.LOWER	1	1						
18	1	198163-27270	LEVER,SUB-CHANGE	1	1						
19	1	198425-27290	O RING 35	1	1						
20	1	198165-27360	LEVER TUBE	1	1						
21	1	198163-36510	SUPPORT ASSY, HOLDER	1	1						
22	1	1E6140-56230	BALL, SHIFTER	1	1						
23	1	22217-100000	SPRING WASHER 10	1	1						
24	1	22287-080000	LOCKING WASHER	1	1						
25	1	22351-050020	SPRING PIN 5X20	2	2						
26	1	22351-050025	SPRING PIN 5X25	1	1						
27	1	22351-060040	SPRING PIN 6X40	1	1						
28	1	24190-100001	BALL, 5/16	2	2						
29	1	24311-000110	O-RING 1A P-11.0	1	1						
30	1	26013-080202	BOLT W/WASHER M8X20	1	1						
31	1	26013-080502	BOLT M 8X 50	2	2						
32	1	26013-080552	BOLT M 8X 55	1	1						
33	1	26016-080252	BOLT M 8X 25	2	2						
34	1	26016-080252	BOLT M 8X 25	3	3						
35	1	26016-080402	BOLT M 8X 40	1	1						
36	1	26018-080202	BOLT M 8X 20	2	2						
37	1	26018-080452	BOLT 8X 45	1	1						
38	1	26116-080304	BOLT M8 X 30 PLATED	1	1						
39	1	26116-100122	BOLT M10X 12 PLATED	1	1						
40	1	26716-080002	NUT M 8	1	1						

Remarks  
\* FIGURE FOR POWER STEERING TYPE

Fig.89. PTO CHANGE(ADD.)



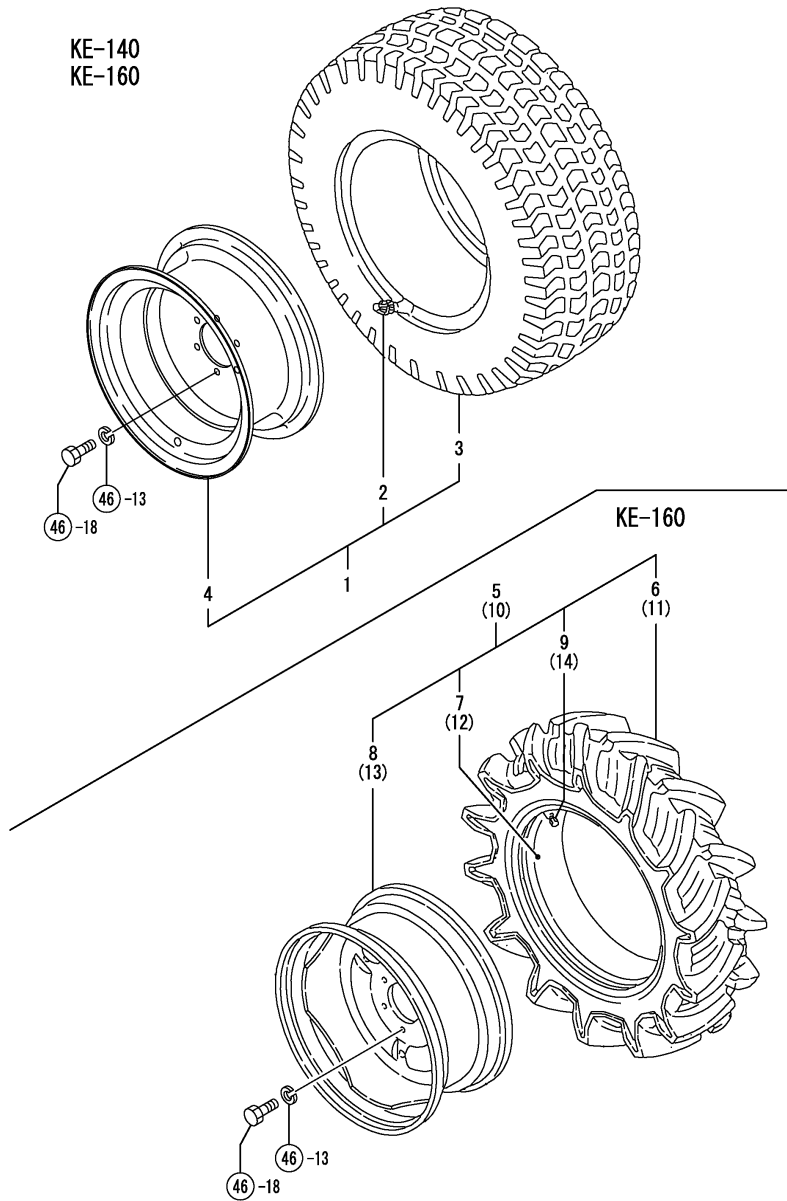
(A)=KE-140  
(B)=KE-160  
(C)=

(D)=  
(E)=  
(F)=

REF.	LEV.	PARTS NO.	DESCRIPTION	Q'TY						I	R
				(A)	(B)	(C)	(D)	(E)	(F)		
1	1	194990-22050	NUT W/WASHER 8	1	1						
2	1	198421-27110	SPRING 38.4	1	1						
3	1	198165-27350	LEVER TUBE	1	1						
4	1	198163-27540	COLLAR	1	1						
5	1	198163-27560	SPRING	1	1						
6	1	194197-27681	PLATE, KEEP	1	1						
7	1	198435-27700	COLLAR, PTO FK.SHAFT	1	1						
8	1	198435-27721	FORK, SHIFT	1	1						
9	1	198435-27731	ARM, P.T.O. SHIFT	1	1						
10	1	198435-27740	ARM, P.T.O.	1	1						
11	1	198435-27760	LINK, P.T.O. SHIFT	1	1						
12	1	198163-27770	LEVER, P.T.O. UPPER	1	1						
13	1	198163-27790	LEVER, P.T.O. LOWER	1	1						
14	1	1A7720-27810	KNOB	1	1						
15	1	198163-27810	SHAFT, PTO FORK	1	1						
16	1	198163-27840	LEVER, P.T.O. INNER	1	1						
17	1	198163-27870	KEY	1	1						
18	1	198163-27910	PIN	1	1						
19	1	22157-080000	WASHER 8	2	2						
20	1	22272-000150	CIRCLIP E-15	1	1						
21	1	22351-035025	SPRING PIN 3.5X25	1	1						
22	1	22351-050020	SPRING PIN 5X20	1	1						
23	1	22351-060025	SPRING PIN 6X25	1	1						
24	1	22372-080000	SNAP PIN (JASO 8)	3	3						
25	1	24190-100001	BALL, 5/16	1	1						
26	1	24311-000125	O-RING 1A P-12.5	1	1						
27	1	24550-018100	BUSH 18X10	2	2						
28	1	26018-080202	BOLT M 8X 20	2	2						
29	1	22137-180000	WASHER 18	1	1						

Remarks  
\* FIGURE FOR POWER STEERING TYPE

Fig.90. REAR WHEEL TIRE(ADD.)



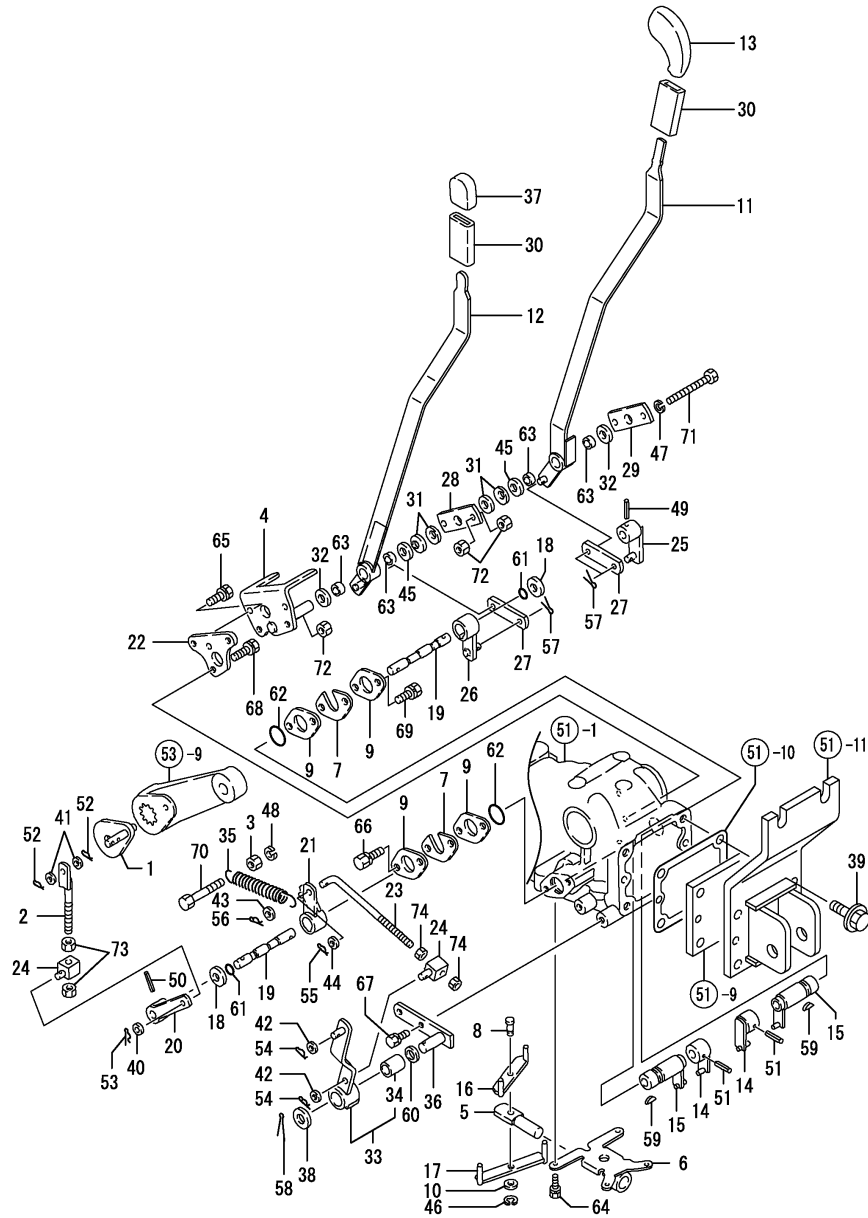
(A)=KE-140  
(B)=KE-160  
(C)=

(D)=  
(E)=  
(F)=

REF.	LEV.	PARTS NO.	DESCRIPTION	Q'TY						I	R
				(A)	(B)	(C)	(D)	(E)	(F)		
1	1	198163-34300	TIRE,REAR(TURF KIT	2	2						
2	2	194136-12880	VALVE TR413	2	2						
3	2	198163-34310	TURF TIRE 212/80	2	2						
4	2	198163-34320	WHEEL 7JAX15	2	2						
5	1	198164-34300	TIRE 8-18 L KIT		1						
6	2	198164-34320	TIRE 8-18		1						
7	2	198164-34330	TUBE		1						
8	2	198531-34730	WHEEL W6-18		1						
9	2	194190-34730	HOUSING,CORE		1						
10	1	198164-34350	TIRE 8-18 R KIT		1						
11	2	198164-34320	TIRE 8-18		1						
12	2	198164-34330	TUBE		1						
13	2	198531-34730	WHEEL W6-18		1						
14	2	194190-34730	HOUSING,CORE		1						

Remarks  
\* FIGURE FOR POWER STEERING TYPE

Fig.91. HYDRAULIC CONTROL(ADD.



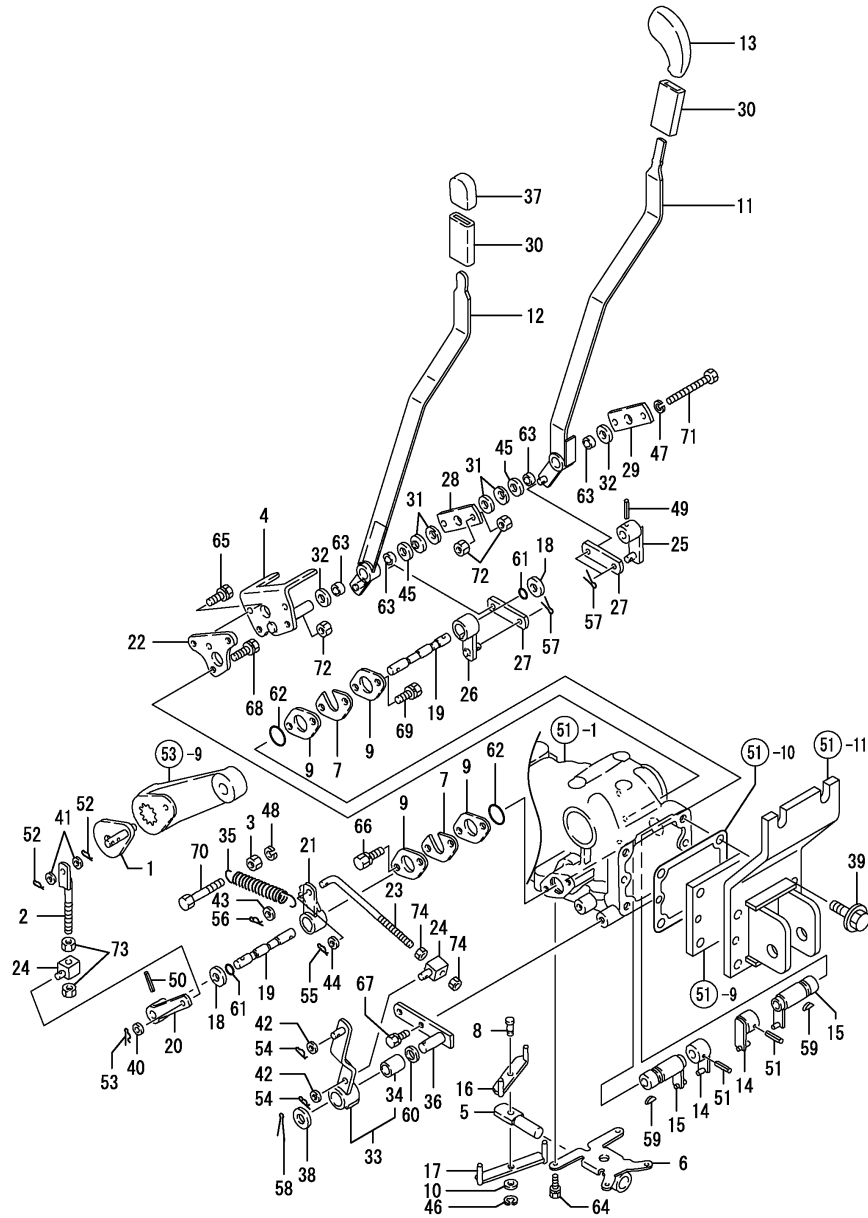
Remarks  
 \* FIGURE FOR POWER STEERING TYPE

(A)=KE-140  
 (B)=KE-160  
 (C)=

(D)=  
 (E)=  
 (F)=

REF.	LEV.	PARTS NO.	DESCRIPTION	Q'TY						I	R
				(A)	(B)	(C)	(D)	(E)	(F)		
1	1	198431-44510	ARM,FEEDBACK	1	1						
2	1	194208-47510	ROD, FEED BACK	1	1						
3	1	26716-080002	NUT M 8	1	1						
4	1	198435-47310	STOPPER, CONTROL	1	1						
5	1	198431-47320	ROD,CONTROL	1	1						
6	1	198431-47330	PLATE	1	1						
7	1	194555-47340	PLATE (A)	2	2						
8	1	198431-47340	PIN,CONTROL	1	1						
9	1	194555-47350	PLATE	4	4						
10	1	198431-47350	WASHER	1	1						
11	1	198163-47360	LEVER,PRESS.CONTROL	1	1						
12	1	198163-47370	LEVER,DIFF.CONTROL	1	1						
13	1	194215-47380	KNOB	1	1						
14	1	198431-47390	ARM,POSITION SET	2	2						
15	1	198431-47400	ARM,DRAFT SET	2	2						
16	1	198431-47420	BAR,POSITION CONTROL	1	1						
17	1	198431-47430	BAR,DRAFT CONTROL	1	1						
18	1	194180-47440	GASKET	2	2						
19	1	194208-47450	SHAFT, FEED BACK	2	2						
20	1	198431-47470	ARM,POS.FEEDBACK	1	1						
21	1	198431-47480	ARM,DRAFT FEEDBACK	1	1						
22	1	198435-47490	BASE,STOPF R	1	1						
23	1	198431-47520	ROD,DRAFT FEEDBACK	1	1						
24	1	194208-47530	ADJUSTER	2	2						
25	1	198435-47530	ARM, CONTROL	1	1						
26	1	198435-47540	ARM, CONTROL	1	1						
27	1	198435-47550	LINK, CONTROL	2	2						
28	1	198435-47560	PLATE	1	1						
29	1	198435-47580	PLATE B	1	1						
30	1	198162-47630	TUBE,PROTECTIVE	2	2						
31	1	194151-47760	WASHER 12	4	4						
32	1	194310-47790	PLATE, FRICTION	2	2						
33	1	198163-47800	ARM-FEEDBACK-ASSY	1	1						
34	2	194310-21210	BUSH 15X20X25	1	1						
35	1	194215-47840	SPRING, RETURN	1	1						
36	1	198431-47870	PLATE,FEEDBACK	1	1						
37	1	194273-47910	KNOB	1	1						
38	1	194550-47910	SPACER 15X28X2	1	1						
39	1	198165-85960	BOLT M12X 45 PLATED	4	4						
40	1	22137-080000	WASHER 8, POLISHED	1	1						
41	1	22137-080000	WASHER 8, POLISHED	2	2						
42	1	22137-080000	WASHER 8, POLISHED	2	2						
43	1	22137-080000	WASHER 8, POLISHED	1	1						
44	1	22137-080000	WASHER 8, POLISHED	1	1						
45	1	22137-120000	WASHER 12,POLISHED	2	2						
46	1	22272-000060	CIRCLIP E- 6	1	1						
47	1	22287-080000	LOCKING WASHER	2	2						
48	1	22287-080000	LOCKING WASHER	1	1						
49	1	22351-050025	SPRING PIN 5X25	1	1						
50	1	22351-050025	SPRING PIN 5X25	1	1						
51	1	22351-050025	SPRING PIN 5X25	2	2						

Fig.91. HYDRAULIC CONTROL(ADD.



Remarks  
 \* FIGURE FOR POWER STEERING TYPE

(A)=KE-140  
 (B)=KE-160  
 (C)=

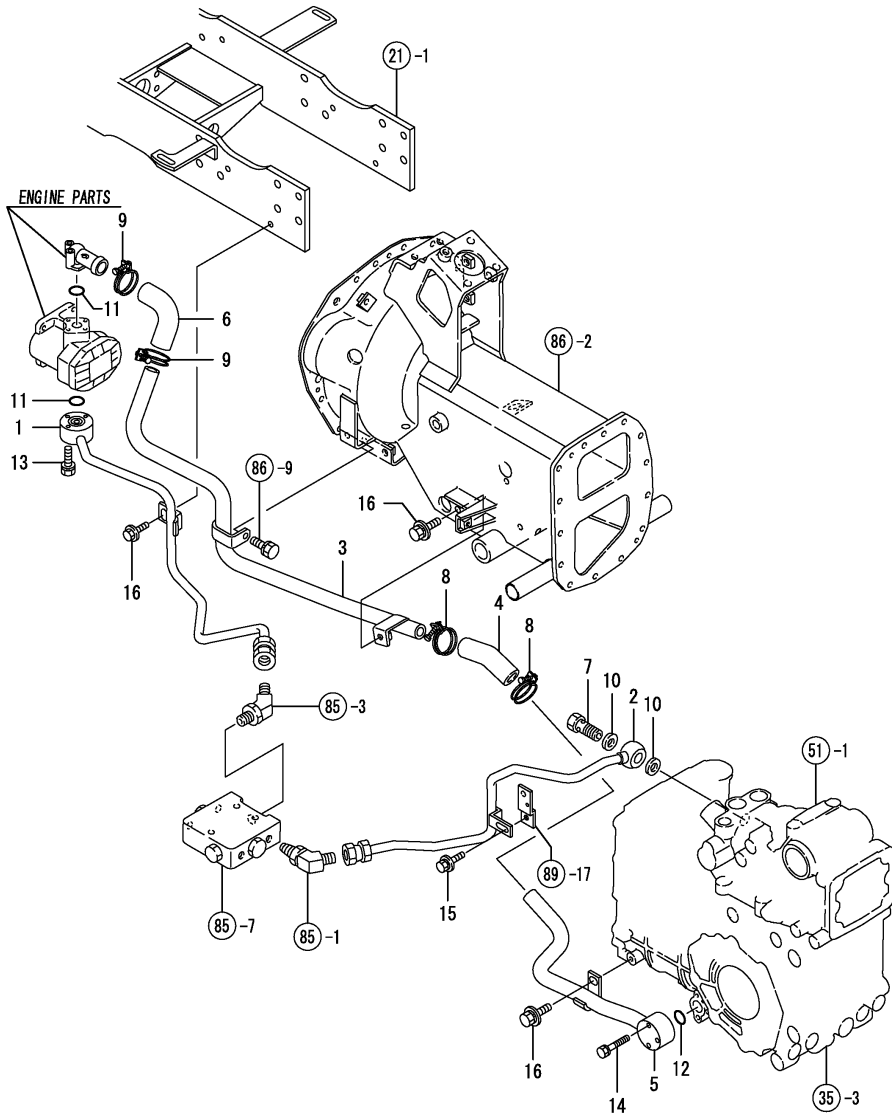
(D)=  
 (E)=  
 (F)=

REF.	LEV.	PARTS NO.	DESCRIPTION	Q'TY						I	R
				(A)	(B)	(C)	(D)	(E)	(F)		
52	1	22372-080000	SNAP PIN (JASO 8)	2	2						
53	1	22372-080000	SNAP PIN (JASO 8)	1	1						
54	1	22372-080000	SNAP PIN (JASO 8)	2	2						
55	1	22372-080000	SNAP PIN (JASO 8)	1	1						
56	1	22372-080000	SNAP PIN (JASO 8)	1	1						
57	1	22417-200160	COTTER PIN 2.0X16	4	4						
58	1	22417-250320	COTTER PIN 2.5X 32	1	1						
59	1	22522-030130	WOODRUFF KEY 3X13	1	1						
60	1	23414-150000	PACKING -15	1	1						
61	1	24311-000090	O-RING 1A P-9.0	2	2						
62	1	24311-000200	O-RING 1A P-20.0	2	2						
63	1	24550-012060	BUSH 12X 6	4	4						
64	1	26016-060162	BOLT M 6X 16	4	4						
65	1	26016-080122	BOLT M 8X 12	2	2						
66	1	26016-080202	BOLT M 8X 20	2	2						
67	1	26016-080202	BOLT M 8X 20	2	2						
68	1	26016-080202	BOLT M 8X 20	2	2						
69	1	26016-080202	BOLT M 8X 20	2	2						
70	1	26116-080552	BOLT 8X55	1	1						
71	1	26116-080804	BOLT M 8X 80 PLATED	2	2						
72	1	26716-080002	NUT M 8	6	6						
73	1	26716-080002	NUT M 8	2	2						
74	1	26716-080002	NUT M 8	2	2						

Fig.92. HYDRAULIC PIPING(ADD.)

(A)=KE-140  
(B)=KE-160  
(C)=

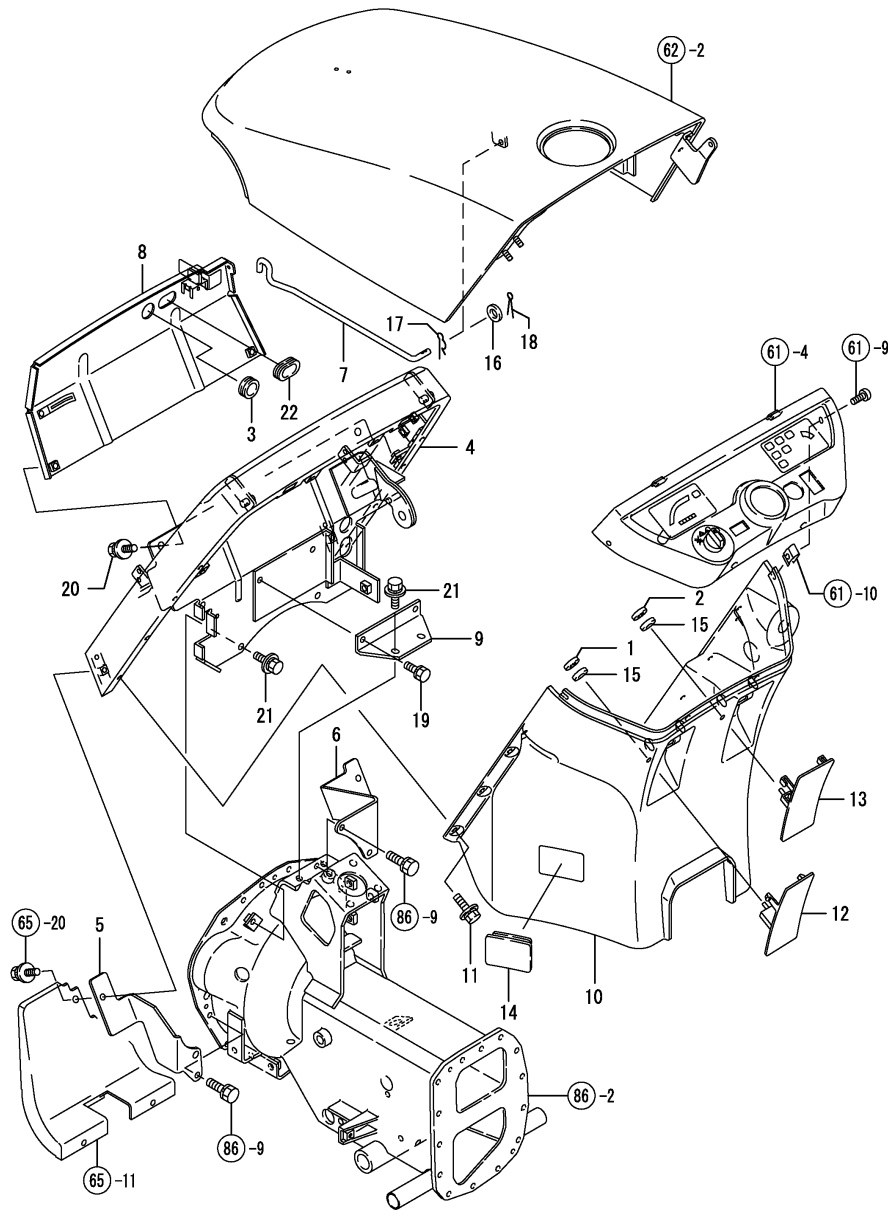
(D)=  
(E)=  
(F)=



REF.	LEV.	PARTS NO.	DESCRIPTION	Q'TY						I	R
				(A)	(B)	(C)	(D)	(E)	(F)		
1	1	198163-48160	PIPE,HIGH PRESS.F	1	1						
2	1	198163-48170	PIPE R,HIGH-PRESSURE	1	1						
3	1	198163-48220	PIPE, LOW PRESSURE F	1	1						
4	1	198421-48240	HOSE,LOW-PRES.RUBBER	1	1						
5	1	198163-48280	PIPE, LOW PRESSURE R	1	1						
6	1	198167-48340	HOSE	1	1						
7	1	198220-48750	CONNECTOR ASSY	1	1						
8	1	23010-030000	CLAMP 30	2	2						
9	1	23010-030000	CLAMP 30	2	2						
10	1	23414-180023	GASKET 18	2	2						
11	1	24311-000200	O-RING 1A P-20.0	2	2						
12	1	24311-000220	O-RING 1A P-22.0	1	1						
13	1	26013-060302	BOLT M 6X 30	3	3						
14	1	26013-060452	BOLT M 6X 45	3	3						
15	1	26018-080162	BOLT M 8X 16	1	1						
16	1	26018-080202	BOLT M 8X 20	4	4						

Remarks  
\* FIGURE FOR POWER STEERING TYPE

Fig.93. DASH BORD(ADD.



(A)=KE-140  
(B)=KE-160  
(C)=

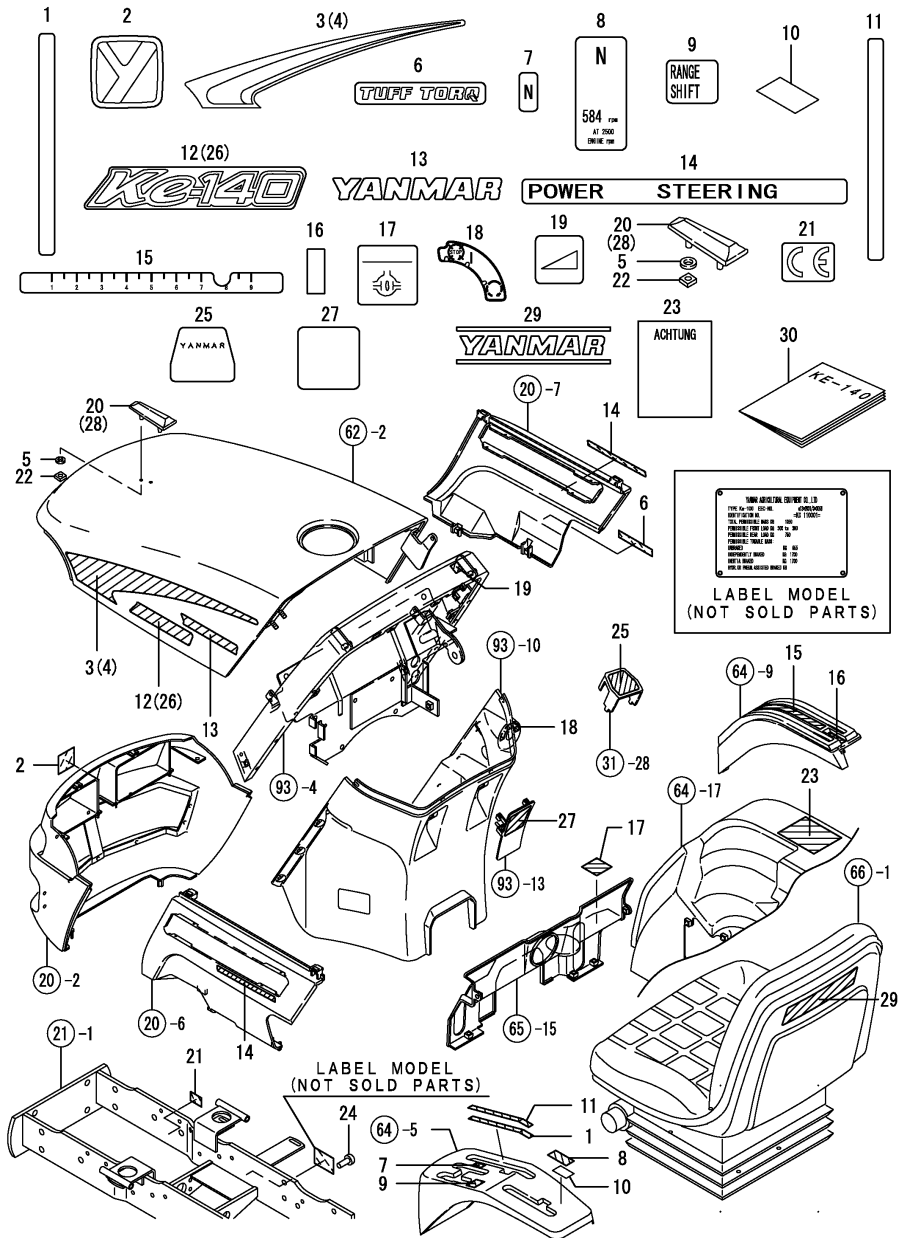
(D)=  
(E)=  
(F)=

REF.	LEV.	PARTS NO.	DESCRIPTION	Q'TY						I	R
				(A)	(B)	(C)	(D)	(E)	(F)		
1	1	1C6460-38240	NUT 5,PUSH	1	1						
2	1	1C6460-38240	NUT 5,PUSH	1	1						
3	1	194162-58830	GROMMET 20	1	1						
4	1	1A7740-61500	STAY,DASHBOARD(M CMP	1	1						
5	1	198162-61530	FIXTURE L,DSHBD.STAY	1	1						
6	1	198162-61540	FIXTURE R,DSHBD.STAY	1	1						
7	1	198162-61551	ROD, BONNET	1	1						
8	1	198163-61570	PLATE, AIR CUT	1	1						
9	1	198164-61580	STAY, AIR CUT PLATE	1	1						
10	1	798163-61620	DASHBOARD	1	1						
11	1	198421-61620	BOLT 6X20	8	8						
12	1	198162-61630	DASH BOAD	1	1						
13	1	198163-61640	COVER, DASH BOARD RE	1	1						
14	1	194802-62310	CAP, RUBBER	1	1						
15	1	194555-65130	CUSHION	2	2						
16	1	22117-080000	WASHER 8	1	1						
17	1	22372-080000	SNAP PIN (JASO 8)	1	1						
18	1	22417-200160	COTTER PIN 2.0X16	1	1						
19	1	26016-080202	BOLT M 8X 20	2	2						
20	1	26018-080162	BOLT M 8X 16	2	2						
21	1	26018-080202	BOLT M 8X 20	4	4						
22	1	29311-252000	GROMMET 25.0X2.0	1	1						

Remarks

\* FIGURE FOR POWER STEERING TYPE

Fig.94. LABEL(ADD.)



(A)=KE-140  
(B)=KE-160  
(C)=

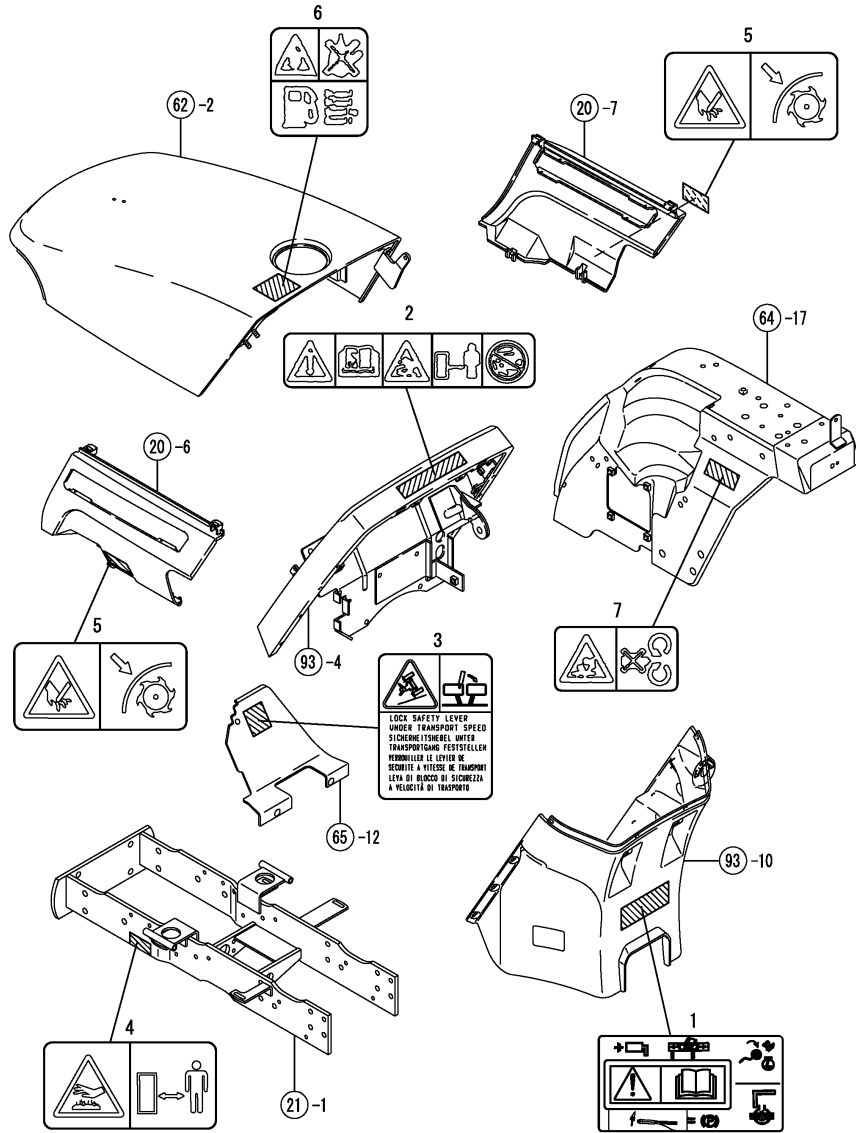
(D)=  
(E)=  
(F)=

REF.	LEV.	PARTS NO.	DESCRIPTION	Q'TY						I	R
				(A)	(B)	(C)	(D)	(E)	(F)		
1	1	198163-27420	PLATE, GUIDE	1	1						
2	1	198421-65030	MARK 50,"YANMAR"	1	1						
3	1	198162-65110	STRIPE L,SIDE	1	1						
4	1	198162-65120	STRIPE R,SIDE	1	1						
5	1	194555-65130	CUSHION	2	2						
6	1	198421-65160	LABEL "TUFF TORQ"	1	1						
7	1	198435-65220	LABEL,N	1	1						
8	1	198435-65230	LABEL,P.T.O.	1	1						
9	1	198435-65240	LABEL,SUB-CHANGE	1	1						
10	1	198163-65260	PLATE,RUBBER E	1	1						
11	1	198163-65270	LABEL,MAIN CHANGE	1	1						
12	1	198163-65320	LABEL,MODEL NAME 140	2							
13	1	198162-65380	LABEL, YANMAR	2	2						
14	1	198163-65410	LABEL, STEERING	2	2						
15	1	198036-65420	LABEL,HYDROOLIFT	1	1						
16	1	198421-65430	LABEL,	1	1						
17	1	194240-65441	LABEL, DIFF. LOCK	1	1						
18	1	1A6640-65510	LABEL,KEY SWITCH	1	1						
19	1	1A6640-65530	LABEL,THROTTLE	1	1						
20	1	1A6750-65590	MARK, TOP	1							
21	1	198165-65590	DECAL,CE	1	1						
22	1	194200-65611	NUT, 5	2	2						
23	1	1A6770-65630	LABEL (PINCH CLEARE.	1	1						
24	1	194080-65910	RIVET	4	4						
25	1	1W4905-70050	PLATE,NAME	1	1						
26	1	198164-65320	LABEL,MODEL NAME 160		2						
27	1	198165-65490	LABEL, PARK BRAKE PQ		1						
28	1	194940-65590	MARK,TOP		1						
29	1	194170-65891	LABEL, SEAT		1						
30	1	198163-90222	MANUAL, OPERATOR	1	1						

Remarks  
\* FIGURE FOR POWER STEERING TYPE



Fig.95. LABEL(SAFETY(ADD.



(A)=KE-140  
(B)=KE-160  
(C)=

(D)=  
(E)=  
(F)=

REF.	LEV.	PARTS NO.	DESCRIPTION	Q'TY						I	R
				(A)	(B)	(C)	(D)	(E)	(F)		
1	1	198163-65300	LABEL,OPERATION G	1	1						
2	1	198163-65310	LABEL, SAFETY	1	1						
3	1	198163-65780	LABEL,BRAKE COUPLING	1	1						
4	1	198163-65930	CAUTION,MUFFLER	1	1						
5	1	198163-65940	CAUTION,SAFETY COVER	2	2						
6	1	1A6150-91251	LABEL,RAKE CAUTION	1	1						
7	1	1A6150-93151	LABEL,COVER	1	1						

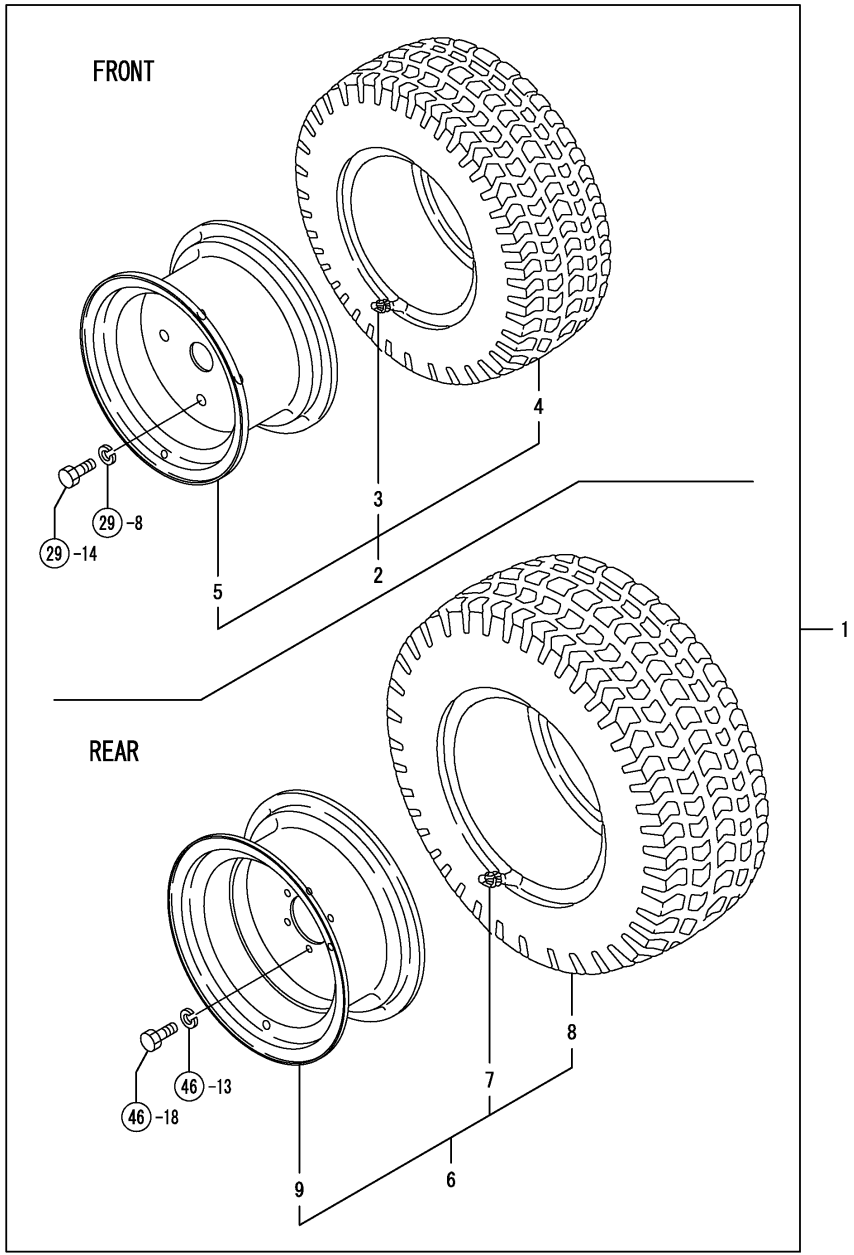
Remarks

\* FIGURE FOR POWER STEERING TYPE

Fig.96. OPTION(TURF TIRE(ADD.

(A)=KE-140  
(B)=KE-160  
(C)=

(D)=  
(E)=  
(F)=



REF.	LEV.	PARTS NO.	DESCRIPTION	Q'TY							
				(A)	(B)	(C)	(D)	(E)	(F)		
1	1	198163-14700	TURF TIRE KIT	1	1						
2	2	198163-14730	TIRE,FRONT(TURF KIT	2	2						
3	3	194136-12880	VALVE TR413	2	2						
4	3	198163-14740	TURF TIRE 20*8.00	2	2						
5	3	198163-14750	DISC 6.00I-10	2	2						
6	2	198163-34300	TIRE,REAR(TURF KIT	2	2						
7	3	194136-12880	VALVE TR413	2	2						
8	3	198163-34310	TURF TIRE 212/80	2	2						
9	3	198163-34320	WHEEL 7JAX15	2	2						



PART NO.	DESCRIPTION	CATALOG NO.	GRP. NO.	REF. NO.	LOC NO.	PART NO.	DESCRIPTION	CATALOG NO.	GRP. NO.	REF. NO.	LOC. NO.
X9490561001	NUT	NPC-3970	16	3	1D04	1T6964-18760	CHAIN COMP., REAR CHK	NPC-3970	71	37	1J04
1A1040-26320	CIRCLIP 30-H	NPC-3970	41	2	1F15	1T6964-18790	NUT 10	NPC-3970	71	38	1J04
1A1040-36010	BOLT, FLANGE	NPC-3970	46	10	1G06	1W4473-20030	CAP	NPC-3970	31	28	1F03
1A1040-36040	SPRING, FLANGE BOLT	NPC-3970	46	11	1G06	1W4905-70050	PLATE, NAME	NPC-3970	68	27	1I15
1A6150-91251	LABEL, RAKE CAUTION	NPC-3970	69	6	1I16	101504-55101	STRAINER, FUEL INLET	NPC-3970	19	7	1E05
1A6150-93151	LABEL, COVER	NPC-3970	69	7	1I16	102103-55520	O-RING	NPC-3970	17	31	1E03
1A6640-05510	NET, FRONT GRILL COMP	NPC-3970	20	3	1E06	104200-55321	VALVE, TAPER	NPC-3970	17	34	1E03
1A6640-05560	PLATE, KEEP	NPC-3970	20	4	1E06	104200-55330	SPRING, TAPER VALVE	NPC-3970	17	35	1E03
1A6640-25210	BAR ASSY, PUSH	NPC-3970	54	2	1H06	104200-55750	SCREW M 4	NPC-3970	17	40	1E03
1A6640-45230	VALVE, SP FLW. DIVID.	NPC-3970	54	8	1H06	104200-59170	GASKET 12	NPC-3970	14	42	1D02
1A6640-62180	COVER, FENDER R	NPC-3970	64	14	1I11	104500-55710	ELEMENT, FUEL	NPC-3970	17	42	1E03
1A6640-62310	FENDER L COMP.	NPC-3970	64	16	1I11	105010-11230	SCREW, VALVE	NPC-3970	4	36	1C06
1A6640-65510	LABEL, KEY SWITCH	NPC-3970	68	20	1I15					40	1C06
1A6640-65530	LABEL, THROTTLE	NPC-3970	68	21	1I15	105025-59550	PIPE, FUEL RETURN	NPC-3970	14	48	1D02
1A6750-65360	LABEL "TUFF TORQ"	NPC-3970	68	5	1I15	105027-12570	COVER, AIR CREAMER	NPC-3970	5	9	1C08
1A6750-65590	MARK, TOP	NPC-3970	68	22	1I15	105225-21501	BOLT, FLYWHEEL	NPC-3970	8	11	1C11
1A6770-65630	LABEL (PINCH CLEAR.	NPC-3970	68	25	1I15	105225-22400	CIRCLIP	NPC-3970	8	26	1C11
1A6780-31500	CASE ASSY, DIFF	NPC-3970	43	2	1G03	105225-59240	PIPE, FUEL OIL	NPC-3970	14	49	1D02
1A6780-31520	GEAR, DIFF. SIDE (LOCK	NPC-3970	43	4	1G03	105546-51330	SPRING, DELIV. VALVE	NPC-3970	12	26	1C15
1A6780-51410	CABLE, BATTERY	NPC-3970	58	4	1I03	110250-55610	RING, RETAINING	NPC-3970	17	32	1E03
1A7050-13230	GEAR, DIFF PINION	NPC-3970	23	7	1E11	114250-11120	SPRING, VALVE	NPC-3970	4	19	1C06
1A7100-53100	HEADLAMP CMP.	NPC-3970	60	4	1I05					68	1C06
1A7100-53130	BULB	NPC-3970	60	5	1I05	114250-11180	RETAINER, SPRING	NPC-3970	4	20	1C06
1A7100-53140	COVER	NPC-3970	60	6	1I05					69	1C06
1A7100-53400	LAMP	NPC-3970	60	7	1I05	114250-39450	SWITCH, (0.5KG) L.O.	NPC-3970	10	28	1C13
1A7100-53420	BULB, LAMP	NPC-3970	60	8	1I05	114250-53130	SEAT, NOZZLE SPRING	NPC-3970	14	11	1D02
1A7100-57100	HORN	NPC-3970	60	25	1I05	114250-53400	SHIM PACK	NPC-3970	14	13	1D02
1A7100-57300	COUPLER	NPC-3970	59	14	1I04	118400-03060	JOINT, BREATHER	NPC-3970	4	50	1C06
1A7100-64110	MIRROR ASSY	NPC-3970	67	1	1I14	119131-18320	BOLT M 8X 22	NPC-3970	6	1	1C09
1C6140-14050	SPACER 25.2X34X2	NPC-3970	31	1	1F03	119209-35030	O-RING	NPC-3970	10	26	1C13
			49	1	1G09	119209-42140	O-RING, COVER_THERMOS	NPC-3970	11	18	1C14
1C6281-52320	PIN 8, COME-OFF SNAP	NPC-3970	49	18	1G09	119209-42320	O-RING P21	NPC-3970	11	10	1C14
			50	29	1G10	119209-59810	PIPE (1), FUEL INJECT	NPC-3970	14	30	1D02
1C6360-82210	SPRING, MARKER LOCK	NPC-3970	62	24	1I09	119209-59820	PIPE (2), FUEL INJECT	NPC-3970	14	34	1D02
1C6460-38240	NUT 5, PUSH	NPC-3970	63	1	1I10	119209-59830	PIPE (3), FUEL INJECT	NPC-3970	14	38	1D02
				2	1I10	119225-01340	GASKET, (NON-ASB.)	NPC-3970	1	29	1C03
1C6560-06300	BOLT M8X16, EARTH	NPC-3970	58	1	1I03	119225-14200	CAM ASSY, F.I. PUMP	NPC-3970	7	21	1C10
1C6560-13470	COLLAR 17X26X9	NPC-3970	34	1	1F08	119225-35300	VALVE ASSY, OIL PRESS	NPC-3970	10	16	1C13
1C6650-35150	SCREW M6X16, BLK. M/C	NPC-3970	64	6	1I11	119225-51100	PLUNGER W/BARREL	NPC-3970	12	5	1C15
1C6740-06250	BLOCK 4PB, FUSE	NPC-3970	59	21	1I04	119225-51300	VALVE W/SEAT, DELIV.	NPC-3970	12	23	1C15
1C6860-37160	LEVER GUIDE	NPC-3970	64	7	1I11	119230-21651	V-PULLEY	NPC-3970	8	8	1C11
1C6900-23120	BOLT M14X10, DRAIN	NPC-3970	25	11	1E13	119232-61510	LEVER ASSY, GOVERNOR	NPC-3970	13	21	1C16
			26	10	1E14	119232-61540	SPRING, LEVER	NPC-3970	13	36	1C16
1C6900-23150	WASHER	NPC-3970	25	12	1E13	119233-12700	ELEMENT, SAFETY	NPC-3970	5	11	1C08
			26	11	1E14	119233-21660	PULLY, CRANKSHAFT	NPC-3970	8	50	1C11
1E4070-14040	LINER 17.1X25X1	NPC-3970	37	2	1F11	119247-77100	RELAY, SAFETY	NPC-3970	59	15	1I04
1E6102-84970	BAND 140, WIRE LOCK	NPC-3970	58	17	1I03	119255-53100	HOLDER, NOZZLE	NPC-3970	14	7	1D02
1E6140-56230	BALL, SHIFTER	NPC-3970	41	21	1F15	119260-01510	PLUG	NPC-3970	2	18	1C04
1E6190-54080	SLEEVE SI25X30X13	NPC-3970	26	12	1E14	119260-02020	BOLT	NPC-3970	1	15	1C03
1E6190-54160	WASHER 17.2X30X1.5	NPC-3970	39	22	1F13	119260-02800	MAIN BEARING	NPC-3970	1	20	1C03
1E8665-05100	UNIT TIMER	NPC-3970	17	24	1E03	119260-02930	THRUST BEARING	NPC-3970	1	23	1C03
1T6961-10300	LINK R, LIFT UPPER	NPC-3970	71	18	1J04	119260-03020	PLATE, SHELTER	NPC-3970	4	48	1C06
1T6964-18610	LINK ASSY, LOWER	NPC-3970	71	28	1J04	119260-03031	GASKET, (NON-ASB.)	NPC-3970	4	49	1C06
1T6964-18710	CHAIN COMP., FRNT. CHK	NPC-3970	71	36	1J04	119260-07900	LIFTER, ENGINE	NPC-3970	4	2	1C06

PART NO.	DESCRIPTION	CATALOG NO.	GRP. NO.	REF. NO.	LOC. NO.	PART NO.	DESCRIPTION	CATALOG NO.	GRP. NO.	REF. NO.	LOC. NO.
119260-11100	VALVE, SUCTION	NPC-3970	4	17	1C06	119270-12110	GASKET, SUC.MANIFOLD	NPC-3970	5	2	1C08
				66	1C06	119270-22091	PISTON W/RING	NPC-3970	8	17	1C11
119260-11110	VALVE, EXHAUST	NPC-3970	4	18	1C06	119275-12101	MANIFOLD, INTAKE	NPC-3970	5	1	1C08
				67	1C06	119285-66080	SHAFT ASSY,REGULATOR	NPC-3970	13	46	1C16
119260-11200	SUPPORT ASSY, ARM	NPC-3970	4	27	1C06	119285-66600	CAPNUT M6	NPC-3970	13	96	1C16
119260-11240	SHAFT ASSY, ARM	NPC-3970	4	28	1C06	119285-66610	CAP, HIGH-IDLE	NPC-3970	13	119	1D01
119260-11260	SUPPORT, ROCKER ARM	NPC-3970	4	31	1C06	119285-66620	GASKET M6	NPC-3970	13	105	1C16
119260-11270	SCREW	NPC-3970	4	33	1C06	119305-35150	FILTER, LUB. OIL	NPC-3970	10	15	1C13
119260-11280	SPRING	NPC-3970	4	34	1C06	119356-59500	PIPE, F.O. RETURN	NPC-3970	14	53	1D02
119260-11310	GASKET, BONNET	NPC-3970	4	53	1C06	119356-59571	JOINT, OVER FLOW	NPC-3970	14	54	1D02
119260-11340	SEAL, VALVE STEM	NPC-3970	4	21	1C06	119454-01721	SPACER, OIL SUMP	NPC-3970	3	16	1C05
				71	1C07	119462-01602	FLANGE, MOUNTING	NPC-3970	3	13	1C05
119260-11370	CAP, VALVE	NPC-3970	4	22	1C06	119462-01770	SUMP ASSY, LUB. OIL	NPC-3970	3	6	1C05
				72	1C07	119462-12550	PIPE,SUCTION	NPC-3970	5	12	1C08
119260-11800	GUIDE, VALVE	NPC-3970	4	12	1C06	119462-21591	FLYWHEEL ASSY	NPC-3970	8	12	1C11
				60	1C06	119462-34800	DIPSTICK	NPC-3970	10	13	1C13
119260-13110	GASKET, EXH.MANIFOLD	NPC-3970	6	2	1C09	119462-35080	PIPE ASSY, L.O.INLET	NPC-3970	10	25	1C13
119260-14100	GEAR, CAMSHAFT	NPC-3970	7	7	1C10	119462-44600	BRACKET,SUB-TANK	NPC-3970	11	32	1C14
119260-14200	TAPPET	NPC-3970	7	1	1C10	119462-55620	STRAINER, FUEL	NPC-3970	17	29	1E03
119260-14400	ROD, PUSH	NPC-3970	7	2	1C10	119462-59150	JOINT	NPC-3970	14	43	1D02
119260-14580	CAMSHAFT ASSY	NPC-3970	7	3	1C10	119600-11450	PROTECTOR, NOZZLE	NPC-3970	4	23	1C06
119260-21200	GEAR, CRANKSHAFT	NPC-3970	8	5	1C11					73	1C07
				47	1C11	119600-11460	GASKET, NOZZLE	NPC-3970	4	24	1C06
119260-22300	PIN, PISTON	NPC-3970	8	25	1C11					74	1C07
119260-25100	GEAR W/BUSH, IDLE	NPC-3970	7	11	1C10	119600-61100	DRIVING SET, GOV.	NPC-3970	13	106	1C16
119260-32000	PUMP ASSY, LUB. OIL	NPC-3970	10	1	1C13	119600-61200	WEIGHT ASSY, GOV.	NPC-3970	13	107	1C16
119260-42003	PUMP ASSY, C. WATER	NPC-3970	11	1	1C14	119600-61541	SHIFTER,P.T.O.	NPC-3970	13	37	1C16
119260-42021	GASKET, C.W.	NPC-3970	11	12	1C14	119600-61900	RETAINER, SHAFT	NPC-3970	13	44	1C16
119260-49530	COVER, THERMOSTAT	NPC-3970	11	17	1C14	119600-66010	SPRING, REGULATOR	NPC-3970	13	54	1C16
119260-59520	JOINT (B)	NPC-3970	14	46	1D02	119600-66720	ANGLEICH ASSY	NPC-3970	13	63	1C16
119260-59530	JOINT (A)	NPC-3970	14	47	1D02	119620-01530	SOLENOID, BOLT	NPC-3970	13	61	1C16
119260-73910	BUSH, PISTON PIN	NPC-3970	8	31	1C11	119620-01620	PARALLEL PIN 6X10	NPC-3970	3	1	1C05
119263-01490	HOUSING ASSY, GEAR	NPC-3970	2	15	1C04	119620-01800	SEAL HTC456208, OIL	NPC-3970	2	5	1C04
119263-01590	COVER ASSY,GEAR CASE	NPC-3970	2	2	1C04	119620-02450	BEARING, THRUST	NPC-3970	7	4	1C10
119263-26001	GEAR ASSY, HYDR.PUMP	NPC-3970	7	17	1C10	119620-11350	STUD	NPC-3970	4	44	1C06
119265-01250	PLUG 40	NPC-3970	1	14	1C03	119620-21941	WASHER	NPC-3970	8	10	1C11
119265-01341	GASKET, CYL. HEAD	NPC-3970	1	30	1C03	119620-25912	BUSH	NPC-3970	7	13	1C10
119265-11260	SUPPORT, ROCKER ARM	NPC-3970	4	32	1C06	119620-42291	V-BELT	NPC-3970	11	15	1C14
119265-11700	HEAD ASSY, CYLINDER	NPC-3970	4	56	1C06	119620-42350	V-PULLEY, C.W. PUMP	NPC-3970	11	16	1C14
119265-13800	NUT M 6	NPC-3970	6	5	1C09	119620-51170	RETAINER	NPC-3970	12	8	1C15
119265-13820	STUD M 6X 70 PLATED	NPC-3970	6	4	1C09	119620-51180	RETAINER	NPC-3970	12	9	1C15
119265-13860	BOLT M 6X 55 PLATED	NPC-3970	6	3	1C09	119620-51190	SPRING, PLUNGER	NPC-3970	12	10	1C15
119265-21700	CRANKSHAFT ASSY	NPC-3970	8	43	1C11	119620-51250	SHIM PACK	NPC-3970	12	11	1C15
119265-22300	PIN, PISTON	NPC-3970	8	65	1C11	119620-51340	HOLDER, DELIV. VALVE	NPC-3970	12	27	1C15
119265-22500	RING SET	NPC-3970	8	59	1C11	119620-51350	GASKET, DELIVERY	NPC-3970	12	28	1C15
119265-22601	PISTON W/RINGS	NPC-3970	8	57	1C11	119620-51370	O-RING	NPC-3970	12	29	1C15
119265-22930	PISTON W/RING OS=.25	NPC-3970	8	67	1C11	119620-51450	GUIDE, PLUNGER	NPC-3970	12	30	1C15
119265-22950	RING SET O.S=0.25	NPC-3970	8	69	1C11	119620-51461	PIN	NPC-3970	12	31	1C15
119265-23100	ROD ASSY, CONNECTING	NPC-3970	8	27	1C11	119620-51510	PINION	NPC-3970	12	33	1C15
119265-23200	BOLT, ROD	NPC-3970	8	32	1C11	119620-51650	PLATE	NPC-3970	12	35	1C15
119266-01200	STUD, CYL. HEAD	NPC-3970	1	28	1C03	119620-51660	SCREW	NPC-3970	12	36	1C15
119266-02410	BUSH	NPC-3970	1	26	1C03	119620-51670	PIN	NPC-3970	12	37	1C15
119266-59580	BOLT 8,PIPE JOINT	NPC-3970	14	55	1D02	119620-51680	PIN	NPC-3970	12	38	1C15
119266-61460	BOLT,LOW IDLE SET	NPC-3970	13	101	1C16	119620-51700	TAPPET ASSY	NPC-3970	12	39	1C15

PART NO.	DESCRIPTION	CATALOG NO.	GRP. NO.	REF. NO.	LOC. NO.	PART NO.	DESCRIPTION	CATALOG NO.	GRP. NO.	REF. NO.	LOC. NO.
119620-53000	NOZZLE ASSY, F. INJECT	NPC-3970	14	3	1D02	119660-25052	SHAFT, IDLE GEAR	NPC-3970	7	10	1C10
119620-53080	NUT, VALVE W/CASE	NPC-3970	14	6	1D02	119660-32020	GASKET, L.O.PUMP	NPC-3970	10	11	1C13
119620-53120	SPRING, VALVE	NPC-3970	14	10	1D02	119660-51500	RACK	NPC-3970	12	32	1C15
119620-53140	SPACER, VALVE STOP	NPC-3970	14	12	1D02	119660-51530	RETAINER, RACK	NPC-3970	12	34	1C15
119620-59700	NUT	NPC-3970	14	57	1D02	119660-61052	GASKET, (NON-ASB.)	NPC-3970	13	12	1C16
119620-77201	GENERATOR	NPC-3970	16	2	1D04	119660-61060	COVER, GOVERNOR CASE	NPC-3970	13	4	1C16
119620-77380	ROTOR ASSY	NPC-3970	16	4	1D04	119660-61071	GASKET, (NON-ASB.)	NPC-3970	13	5	1C16
119620-77421	FLAME ASSY, DRIVE	NPC-3970	16	8	1D04	119660-61121	LINK L=88.8(NO COLOR)	NPC-3970	13	6	1C16
119620-77440	FLAME ASSY, REAR	NPC-3970	16	13	1D04	119660-61140	LINK L=88.6(WHITE)	NPC-3970	13	7	1C16
119620-77450	COVER	NPC-3970	16	14	1D04	119660-61150	LINK L=89.0(RED)	NPC-3970	13	8	1C16
119620-77461	PULLEY	NPC-3970	16	15	1D04	119660-61300	NUT, GOVERNOR WEIGHT	NPC-3970	13	111	1C16
119620-77471	NUT	NPC-3970	16	16	1D04	119660-61341	SLEEVE, GOVERNOR	NPC-3970	13	112	1C16
119620-77480	BRUSH ASSY	NPC-3970	16	20	1D04	119660-61460	SHIM SET	NPC-3970	13	13	1C16
119620-77490	COLLAR	NPC-3970	16	29	1D04	119660-61590	SHAFT	NPC-3970	13	43	1C16
119620-77710	REGULATOR ASSY	NPC-3970	16	17	1D04	119660-61651	SPRING, STARTING	NPC-3970	13	39	1C16
119620-79200	BALL BEARING	NPC-3970	16	9	1D04	119660-61901	RETAINER, SHAFT	NPC-3970	13	45	1C16
119620-79210	PLATE	NPC-3970	16	10	1D04	119668-11331	BONNET ASSY	NPC-3970	4	47	1C06
119620-79220	SCREW	NPC-3970	16	11	1D04	119668-12510	AIR CLEANER	NPC-3970	5	5	1C08
119620-79230	BOLT, STUD	NPC-3970	16	12	1D04	119668-12520	CANISTER	NPC-3970	5	6	1C08
119620-79240	BALL BEARING	NPC-3970	16	5	1D04	119668-12600	SUPPORT, AIR CLEANER	NPC-3970	5	13	1C08
119620-79250	COVER, BEARING	NPC-3970	16	6	1D04	119668-13200	MANIFOLD, EXHAUST	NPC-3970	6	10	1C09
119620-79260	HOLDER	NPC-3970	16	18	1D04	119668-21590	FLYWHEEL ASSY	NPC-3970	8	52	1C11
119620-79270	HOLDER, BRUSH	NPC-3970	16	19	1D04	119668-26000	PUMP ASSY, LUB.OIL	NPC-3970	9	2	1C12
119620-79280	SPRING	NPC-3970	16	21	1D04	119668-26610	FLANGE	NPC-3970	9	7	1C12
119620-79290	SCREW	NPC-3970	16	22	1D04	119668-26690	SPACER, FLANGE	NPC-3970	9	8	1C12
119620-79300	SCREW	NPC-3970	16	23	1D04	119668-52020	PUMP ASSY, FUEL FEED	NPC-3970	2	25	1C04
119620-79310	BOLT	NPC-3970	16	24	1D04	119668-59010	PIPE ASSY, FUEL OIL	NPC-3970	14	50	1D02
119620-79320	SCREW W/WASHER	NPC-3970	16	25	1D04	119668-59550	PIPE ASSY, RETURN	NPC-3970	14	44	1D02
119620-79330	BOLT	NPC-3970	16	26	1D04	119668-77019	STARTER, 0.9KW	NPC-3970	15	2	1D03
119620-79340	INSULATION BUSH	NPC-3970	16	27	1D04	119808-12540	VALVE, UNLOADER	NPC-3970	5	7	1C08
119620-79350	NUT	NPC-3970	16	28	1D04	119810-55340	LEVER	NPC-3970	17	36	1E03
119620-79360	THRUST WASHER	NPC-3970	16	7	1D04	119860-34810	GUIDE, DIPSTICK	NPC-3970	10	14	1C13
119621-21680	BOLT M12X1.25, FLANGE	NPC-3970	8	9	1C11	119865-12600	STAY	NPC-3970	5	14	1C08
119621-66051	LEVER, REGULATOR	NPC-3970	13	55	1C16	120323-61470	BOLT, CONTROL	NPC-3970	13	62	1C16
119623-01950	SHIM PACK	NPC-3970	2	26	1C04	121250-44901	SWITCH, THERMO(110°C	NPC-3970	11	20	1C14
119624-32040	O-RING P 12.0	NPC-3970	2	7	1C04	121450-01560	STUD M 8X 22	NPC-3970	2	1	1C04
119626-13510	SILENCER	NPC-3970	6	6	1C09					19	1C04
119629-49070	COCK, DRAIN	NPC-3970	17	14	1E03	121450-42450	PLUG M16	NPC-3970	11	22	1C14
119629-49080	GASKET	NPC-3970	17	15	1E03	121450-44531	CAP	NPC-3970	11	26	1C14
119632-61200	CASE ASSY, GOVERNOR	NPC-3970	13	9	1C16	121454-44590	PAD	NPC-3970	17	26	1E03
119645-77820	CONNECTOR, GLOW PLUG	NPC-3970	4	3	1C06	121465-44740	FAN, COOLING	NPC-3970	11	33	1C14
119650-13620	CLAMP, EXHAUST PIPE	NPC-3970	17	2	1E03	121465-59950	BOLT M 6X 16, PLATED	NPC-3970	13	3	1C16
				4	1E03	121468-44510	SUB-TANK ASSY	NPC-3970	11	24	1C14
119650-77330	ADJUSTER, V-BELT	NPC-3970	16	31	1D04	121468-44540	PLUG, SUB-TANK	NPC-3970	11	27	1C14
119650-77910	RELAY, GROW	NPC-3970	17	44	1E03	121470-44581	GASKET	NPC-3970	11	29	1C14
119653-66500	ENGINE STOP DEVICE	NPC-3970	13	57	1C16	121520-01851	GASKET, (NON-ASB.)	NPC-3970	2	24	1C04
119655-12560	ELEMENT	NPC-3970	5	8	1C08	121550-49111	JOINT PT1/4	NPC-3970	11	23	1C14
119660-01551	COVER	NPC-3970	2	21	1C04	121575-66830	SCREW, ADJUST	NPC-3970	13	95	1C16
119660-01562	GASKET, (NON-ASB.)	NPC-3970	2	22	1C04	123440-91140	CABLE, TACHOMETER	NPC-3970	61	11	1I06
119660-01570	STUD M6X12	NPC-3970	2	23	1C04	124060-01050	PLUG PT1/8	NPC-3970	1	13	1C03
119660-01640	CASE ASSY, OIL SEAL	NPC-3970	3	2	1C05	124060-21600	GEAR, RING	NPC-3970	8	16	1C11
119660-01821	BEARING, FUEL CAM.	NPC-3970	7	30	1C10					56	1C11
119660-01911	PIPE, KNOCK	NPC-3970	2	6	1C04	124064-55510	BOWL, FUEL STRAINER	NPC-3970	17	30	1E03
119660-25022	RETAINER, IDLE GEAR	NPC-3970	7	9	1C10	124066-59100	CLAMP 8	NPC-3970	14	45	1D02

PART NO.	DESCRIPTION	CATALOG NO.	GRP. NO.	REF. NO.	LOC NO.	PART NO.	DESCRIPTION	CATALOG NO.	GRP. NO.	REF. NO.	LOC. NO.	
124085-02220	SEAL, OIL	NPC-3970	3	4	1C05	194151-36670	PLUG PTO2	NPC-3970	33	6	1F07	
124160-01751	COVER, FILLER	NPC-3970	2	13	1C04	194151-42832	GASKET, (NON-ASB.)	NPC-3970	51	10	1H03	
124160-11360	KNOB	NPC-3970	4	55	1C06	194151-47760	WASHER 12	NPC-3970	18	11	1E04	
124160-77020	COVER, TERMINAL	NPC-3970	17	43	1E03				56	31	1H08	
124240-01883	GASKET, (NON-ASB.)	NPC-3970	9	1	1C12	194162-58830	GROMMET 20	NPC-3970	63	3	1I10	
124450-44560	CLAMP	NPC-3970	11	28	1C14	194167-61650	NUT 5008	NPC-3970	61	10	1I06	
124465-44950	GASKET 16	NPC-3970	11	21	1C14	194170-45220	BAR, PUSH	NPC-3970	54	3	1H06	
124764-44810	LABEL, SUB-TANK	NPC-3970	11	31	1C14	194170-45230	SPRING	NPC-3970	54	26	1H06	
124766-59050	CLAMP 12	NPC-3970	14	51	1D02	194170-45321	SPRING	NPC-3970	54	14	1H06	
124950-21230	BUSH	NPC-3970	8	13	1C11	194170-45350	SPOOL	NPC-3970	54	16	1H06	
				53	1C11	194170-45360	SPRING	NPC-3970	54	17	1H06	
129054-01640	DRAIN PLUG	NPC-3970	3	9	1C05	194170-45370	PLUG	NPC-3970	54	18	1H06	
129100-01580	PARALLEL PIN 8X16	NPC-3970	3	12	1C05	194170-45430	RING, BACK UP	NPC-3970	54	9	1H06	
			8	2	1C11	194170-45440	PLUG	NPC-3970	54	19	1H06	
				44	1C11	194170-45550	BAR, SPOOL	NPC-3970	54	4	1H06	
129100-61930	NUT, CAP	NPC-3970	13	53	1C16	194170-45560	WASHER 12X40X0.6	NPC-3970	54	5	1H06	
129107-13540	PACKING, SILENCER GSK	NPC-3970	6	7	1C09	194180-46320	RING, BACK UP	NPC-3970	55	13	1H07	
129107-44590	CAP, RADIATOR	NPC-3970	17	8	1E03	194180-47440	GASKET	NPC-3970	56	17	1H08	
129150-35350	NUT	NPC-3970	10	24	1C13	194190-34730	HOUSING, CORE	NPC-3970	30	5	1F02	
129150-49080	COCK, DRAIN	NPC-3970	17	13	1E03					10	1F02	
129150-59120	RETAINER, INJ. PIPE	NPC-3970	14	25	1D02					14	1F02	
129150-59131	BOLT M4X14, HEX. SCKT.	NPC-3970	14	28	1D02					19	1F02	
129150-91400	GEAR UNIT, TACHOMETER	NPC-3970	2	36	1C04				47	5	1G07	
129155-51280	O-RING S6	NPC-3970	13	10	1C16					10	1G07	
129155-61480	SPACER ASSY	NPC-3970	13	16	1C16					15	1G07	
129155-61830	O-RING S10	NPC-3970	14	2	1D02					20	1G07	
129155-77801	PLUG, GLOW	NPC-3970	4	6	1C06				74	5	1J11	
129209-61940	CASE ASSY	NPC-3970	13	116	1C16					10	1J11	
129209-61970	PLATE	NPC-3970	13	104	1C16					14	1J11	
129350-26490	BALL BEARING	NPC-3970	7	19	1C10					19	1J11	
129457-44760	SPACER, FAN	NPC-3970	11	34	1C14	194190-72231	TURNBUCKLE, LIFT LINK	NPC-3970	71	21	1J04	
172026-81740	GROMMET 16X22X8	NPC-3970	62	25	1I09	194191-28540	WASHER 25X38X 2.5	NPC-3970	39	10	1F13	
172512-42500	LEVER, PARKING	NPC-3970	50	27	1G10	194193-72410	LINK JOINT, LIFT	NPC-3970	71	13	1J04	
172512-42650	SWITCH SET	NPC-3970	50	28	1G10					22	1J04	
174307-51700	SHIM SET	NPC-3970	13	22	1C16	194195-45620	POPPET	NPC-3970	55	3	1H07	
175022-49730	CRIP 31, HOSE	NPC-3970	17	48	1E03	194195-45640	SEAT, SPRING	NPC-3970	55	5	1H07	
194080-15550	WASHER 12	NPC-3970	31	27	1F03	194195-45650	WASHER	NPC-3970	55	6	1H07	
194080-37781	PIN 8X25	NPC-3970	49	17	1G09	194195-46260	SEAT, RELIEF VALVE	NPC-3970	55	8	1H07	
			50	26	1G10	194197-27681	PLATE, KEEP	NPC-3970	40	17	1F14	
194080-65910	RIVET	NPC-3970	68	26	1I15					42	6	1F16
194130-48650	BOLT 18, JOINT	NPC-3970	57	7	1H10	194197-44610	WASHER (43)	NPC-3970	53	10	1H05	
194145-61640	SCREW M 5X 16	NPC-3970	61	9	1I06	194197-51630	CLAMP 51	NPC-3970	58	13	1I03	
194145-71600	LINK (R), TOP	NPC-3970	71	4	1J04	194200-11570	BUSH	NPC-3970	25	5	1E13	
194145-71700	LINK (L), TOP	NPC-3970	71	5	1J04	194200-34750	PIN 10X78	NPC-3970	46	9	1G06	
194145-75250	RING	NPC-3970	72	10	1J05	194200-65610	NUT 5	NPC-3970	68	24	1I15	
194150-01190	KNOB, THROTTLE LEVER	NPC-3970	18	7	1E04	194201-11230	CAP 11X21	NPC-3970	33	1	1F07	
194150-01270	SPACER 20	NPC-3970	18	9	1E04					35	1	1F09
194150-01370	ADJUSTER	NPC-3970	18	10	1E04	194205-42280	PIPE, AIR BREATHER	NPC-3970	51	8	1H03	
194150-45320	SPRING, RELIEF VALVE	NPC-3970	55	22	1H07	194205-63550	BREATHER, AIR	NPC-3970	66	4	1I13	
194150-71230	PIN, TOP LINK	NPC-3970	71	30	1J04	194208-47450	SHAFT, FEED BACK	NPC-3970	56	18	1H08	
194150-72460	PIN, LIFT YOKE	NPC-3970	71	14	1J04	194208-47510	ROD, FEED BACK	NPC-3970	56	22	1H08	
				23	1J04	194208-47530	ADJUSTER	NPC-3970	56	24	1H08	
194150-74630	PIN, SHACKLE	NPC-3970	71	39	1J04	194215-04220	SPACER 8X10X10	NPC-3970	19	8	1E05	
194151-36670	PLUG PTO2	NPC-3970	29	7	1F01	194215-04430	PROTECTOR	NPC-3970	19	15	1E05	

PART NO.	DESCRIPTION	CATALOG NO.	GRP. NO.	REF. NO.	LOC NO.	PART NO.	DESCRIPTION	CATALOG NO.	GRP. NO.	REF. NO.	LOC NO.
194215-11540	BUSH	NPC-3970	21	6	1E09	194306-13140	CIRCLIP 24-S	NPC-3970	39	16	1F13
194215-12340	NUT M10	NPC-3970	32	6	1F04	194306-14810	TIRE 450-10	NPC-3970	30	3	1F02
					1F04					8	1F02
194215-12341	NUT	NPC-3970	22	2	1E10	194306-14820	TUBE	NPC-3970	30	4	1F02
					1E10					9	1F02
			32	2	1F04	194310-21210	BUSH 15X20X25	NPC-3970	56	34	1H08
					1F04	194310-25100	JOINT	NPC-3970	33	26	1F07
194215-21701	PRESSURE PLATE	NPC-3970	33	18	1F07				39	1	1F13
194215-22190	LEVER	NPC-3970	34	4	1F08	194310-46350	POPPET, CHECK	NPC-3970	51	13	1H03
194215-22210	BUSH 20.4X25X20	NPC-3970	33	22	1F07	194310-46380	SPRING	NPC-3970	51	14	1H03
194215-22220	FELT	NPC-3970	33	23	1F07	194310-46730	PLUG 14	NPC-3970	51	15	1H03
194215-22230	SLEEVE, BEARING	NPC-3970	33	24	1F07	194310-47790	PLATE, FRICTION	NPC-3970	56	32	1H08
194215-24970	COVER, STRAINER	NPC-3970	35	35	1F09	194310-61610	GROMMET 9	NPC-3970	64	12	1I11
194215-47840	SPRING, RETURN	NPC-3970	56	35	1H08					13	1I11
194216-12830	TIRE	NPC-3970	30	12	1F02	194312-46630	HOLDER, VALVE (43)	NPC-3970	55	15	1H07
					1F02	194312-46750	PLUG PF3/8	NPC-3970	35	10	1F09
194216-12840	TUBE	NPC-3970	30	13	1F02				51	16	1H03
					1F02	194312-51220	LINK, FUSIBLE	NPC-3970	58	3	1I03
194240-65441	LABEL, DIFF. LOCK	NPC-3970	68	19	1I15	194314-11880	SLEEVE 40X45X18	NPC-3970	29	1	1F01
194250-32530	PIN, COVER HOOK	NPC-3970	35	9	1F09	194314-12720	SEAL TC6Y 45 62 14	NPC-3970	29	2	1F01
194250-51660	BAND 250	NPC-3970	58	15	1I03	194330-62530	STOPPER, PEDAL	NPC-3970	65	4	1I12
194262-15150	COVER ASSY, SIDE	NPC-3970	31	7	1F03	194420-27810	KNOB	NPC-3970	42	13	1F16
194262-15160	PACKING	NPC-3970	31	9	1F03	194420-47370	KNOB, CONTROL LEVER	NPC-3970	56	12	1H08
194262-15170	PLUG PT1/8	NPC-3970	31	11	1F03	194420-56620	GASKET	NPC-3970	61	6	1I06
194262-15220	SEAL TV 223508, OIL	NPC-3970	31	5	1F03	194420-62260	RUBBER, CUSHION	NPC-3970	19	9	1E05
194262-15410	SHAFT, SECTOR	NPC-3970	31	14	1F03	194440-15230	LOCK NUT	NPC-3970	31	12	1F03
194262-15420	SHIM (A) (T=1.525)	NPC-3970	31	15	1F03	194440-15340	PLUG, BREATHER	NPC-3970	31	13	1F03
194262-15430	SHIM (B) (T=1.555)	NPC-3970	31	16	1F03	194440-51630	CLAMP, WIRE HARNESS	NPC-3970	17	28	1E03
194262-15440	SHIM (C) (T=1.585)	NPC-3970	31	17	1F03				58	14	1I03
194262-15450	SHIM (D) (T=1.615)	NPC-3970	31	18	1F03	194447-13490	CAP W/DIPSTICK	NPC-3970	25	6	1E13
194262-15460	SHIM (E) (T=1.645)	NPC-3970	31	19	1F03	194447-13640	SLEEVE SI404415	NPC-3970	46	6	1G06
194262-15470	SCREW, ADJUSTING	NPC-3970	31	20	1F03	194447-13650	SEAL TC6Y445711.5	NPC-3970	44	1	1G04
194300-04440	CLAMP 10.5	NPC-3970	19	16	1E05	194447-13860	BALL BEARING	NPC-3970	23	3	1E11
194300-13340	COVER, DUST	NPC-3970	22	3	1E10	194515-25180	BALL BEARING	NPC-3970	39	2	1F13
					1E10	194516-13770	SLEEVE SI455016	NPC-3970	26	6	1E14
			32	3	1F04	194516-13780	SEAL TC6Y 506812.5	NPC-3970	26	8	1E14
					1F04	194550-47910	SPACER 15X28X2	NPC-3970	56	37	1H08
					1F04	194555-46640	KNOB	NPC-3970	55	16	1H07
					1F04	194555-47340	PLATE (A)	NPC-3970	56	5	1H08
194300-21460	CAP	NPC-3970	33	5	1F07	194555-47350	PLATE	NPC-3970	56	7	1H08
194300-22160	YOKE, SHIFT	NPC-3970	34	3	1F08	194555-65130	CUSHION	NPC-3970	63	14	1I10
194300-22240	BEARING, RELEASE	NPC-3970	33	25	1F07					16	1I10
194300-22910	SPRING	NPC-3970	34	5	1F08				68	4	1I15
194300-31560	GEAR, DIFFERENTIAL	NPC-3970	43	7	1G03	194555-71500	TURNBUCKLE	NPC-3970	71	3	1J04
194300-31570	SHAFT, DIFFERENTIAL	NPC-3970	43	8	1G03	194555-77910	GASKET	NPC-3970	35	11	1F09
194300-31620	WASHER, DIFFERENTIAL	NPC-3970	43	9	1G03	194556-42220	STRAINER A	NPC-3970	75	7	1J12
194300-37570	SPRING, CONICAL	NPC-3970	49	16	1G09	194630-43230	PACKING	NPC-3970	51	12	1H03
					1I11	194640-46410	SEAT, SAFETY VALVE	NPC-3970	55	26	1H07
194301-11340	SHIM T=0.2	NPC-3970	21	3	1E09	194640-46420	POPPET, SAFETY VALVE	NPC-3970	55	27	1H07
194301-11350	SHIM T=0.5	NPC-3970	21	4	1E09	194640-46620	BOLT, STOP	NPC-3970	55	14	1H07
194305-24310	COLLAR 20X25X2	NPC-3970	36	1	1F10	194670-25370	BALL BEARING	NPC-3970	27	5	1E15
194305-25160	BALL BEARING	NPC-3970	37	3	1F11	194740-00322	TURNBUCKLE	NPC-3970	34	10	1F08
194306-13140	CIRCLIP 24-S	NPC-3970	37	1	1F11				49	5	1G09
					1F12				50	3	1G10



PART NO.	DESCRIPTION	CATALOG NO.	GRP. NO.	REF. NO.	LOC. NO.	PART NO.	DESCRIPTION	CATALOG NO.	GRP. NO.	REF. NO.	LOC. NO.	
194740-00322	TURNBUCKLE	NPC-3970	50	8	1G10	198162-00670	PIPE 250,WATER DRAIN	NPC-3970	17	17	1E03	
				14	1G10	198162-00710	PIPE,3-WAY	NPC-3970	17	20	1E03	
194766-65170	MARK(YANMAR 280	NPC-3970	68	6	1I15	198162-00720	PIPE L 66,COOL.WATER	NPC-3970	17	21	1E03	
194802-62310	CAP, RUBBER	NPC-3970	63	15	1I10	198162-00730	PIPE U 66,COOL.WATER	NPC-3970	17	22	1E03	
194850-25760	BALL BEARING	NPC-3970	39	18	1F13	198162-00770	PIPE 30	NPC-3970	17	59	1E03	
194850-26850	COVER ASSY, SHAFT	NPC-3970	35	7	1F09	198162-00860	SCREEN,DESTPROOF	NPC-3970	17	9	1E03	
194850-26870	SPRING, SHIFT COVER	NPC-3970	35	8	1F09	198162-01210	ROD, FOOT AXLE	NPC-3970	18	20	1E04	
194850-42180	STRAINER	NPC-3970	51	6	1H03	198162-04111	TANK,FUEL OIL	NPC-3970	19	1	1E05	
194850-42190	SPACER	NPC-3970	51	7	1H03	198162-05380	HOLDER L,LOWER COVER	NPC-3970	20	8	1E06	
194850-45330	PLUG	NPC-3970	54	15	1H06	198162-05390	HOLDER R,LOWER COVER	NPC-3970	20	9	1E06	
194850-45560	HOLDER	NPC-3970	54	21	1H06	198162-05430	NET L COMP.,LC	NPC-3970	20	10	1E06	
194850-45700	SHIM PACK	NPC-3970	55	7	1H07	198162-05440	NET R COMP.,LC	NPC-3970	20	11	1E06	
194850-49230	O-RING 6X1.8	NPC-3970	55	9	1H07	198162-05480	CLIP,NET	NPC-3970	20	13	1E06	
194855-24150	WASHER 36X45.5X1.2	NPC-3970	39	17	1F13	198162-05490	SPRING,HOOK	NPC-3970	20	14	1E06	
194855-25290	SLEEVE SI 202513	NPC-3970	36	6	1F10	198162-11510	PIN,CENTER	NPC-3970	21	5	1E09	
194856-25330	WASHER 22X32X2.5	NPC-3970	37	11	1F11	198162-13350	SHAFT COMP,PROPELLER	NPC-3970	24	1	1E12	
				38	2	1F12	198162-15510	U-NUT 12	NPC-3970	31	25	1F03
194856-25340	NEEDLE BEARING	NPC-3970	37	12	1F11	198162-15520	ARM, PITMAN	NPC-3970	31	26	1F03	
194859-34150	RING 20	NPC-3970	36	7	1F10	198162-15610	WASHER,STEERING	NPC-3970	31	36	1F03	
194940-04240	PAN,FUEL TANK CATCH	NPC-3970	19	2	1E05	198162-22410	PEDAL COMPL.,CLUTCH	NPC-3970	34	12	1F08	
194940-04250	PACKING,FUEL CAT.PAN	NPC-3970	19	3	1E05	198162-33130	PEDAL, DIFF. LOCK	NPC-3970	45	3	1G05	
194940-45520	SPRING,SPOOL	NPC-3970	54	20	1H06	198162-33140	RUBBER 50,EDGE	NPC-3970	45	4	1G05	
194990-20170	NUT W/WASHER 8	NPC-3970	34	11	1F08	198162-37340	CONNECTOR, B. PEDAL	NPC-3970	49	10	1G09	
				49	6	1G09	198162-47630	TUBE,PROTECTIVE	NPC-3970	56	30	1H08
				50	4	1G10	198162-52110	SWITCH, STARTING	NPC-3970	59	7	1I04
				9	1G10	198162-52150	KEY ASSY	NPC-3970	59	8	1I04	
				15	1G10	198162-61250	SEAL SA,BONNET	NPC-3970	62	3	1I09	
194990-22040	NUT W/WASHER 6	NPC-3970	58	2	1I03	198162-61340	SEAL,RADIATOR LOWER	NPC-3970	62	5	1I09	
194990-22050	NUT W/WASHER 8	NPC-3970	2	40	1C04	198162-61370	SEAL E,LADIATOR	NPC-3970	62	6	1I09	
				13	2	1C16	198162-61410	HINGE L,BONNET	NPC-3970	62	9	1I09
				17	25	1E03	198162-61480	FOAM,RAD.IN.URETHANE	NPC-3970	62	14	1I09
				40	1	1F14	198162-61490	FOAM,RAD.LW.URETHANE	NPC-3970	62	15	1I09
				42	1	1F16	198162-61530	FIXTURE L,DSHBD.STAY	NPC-3970	63	5	1I10
194990-22130	NUT W/WASHER 6	NPC-3970	62	1	1I09	198162-61540	FIXTURE R,DSHBD.STAY	NPC-3970	63	6	1I10	
				64	1	1I11	198162-61551	ROD, BONNET	NPC-3970	63	7	1I10
				2	1I11	198162-61580	STAY AIR CUT PLATE	NPC-3970	63	9	1I10	
				3	1I11	198162-61630	DASH BOAD	NPC-3970	63	13	1I10	
194990-22140	NUT W/WASHER 8	NPC-3970	41	1	1F15	198162-61910	PLATE, PROTECTOR UP	NPC-3970	62	20	1I09	
				64	4	1I11	198162-61920	PL.,HOT AIR PREVENT	NPC-3970	62	21	1I09
195165-17390	PIN 16X48	NPC-3970	71	11	1J04	198162-61950	SEAL L,LAMP SIDE	NPC-3970	62	22	1I09	
				19	1J04	198162-61960	SEAL R,LAMP SIDE	NPC-3970	62	23	1I09	
198036-65420	LABEL,HYDROOLIFT	NPC-3970	68	18	1I15	198162-62210	CLAMP,FENDER	NPC-3970	64	15	1I11	
198071-37510	COVER,PEDAL HEAD	NPC-3970	34	18	1F08	198162-62510	STEP (L)	NPC-3970	65	3	1I12	
				49	13	1G09	198162-62530	FRAME L,STEP	NPC-3970	65	5	1I12
198133-22510	RIVET,PEDAL HEAD	NPC-3970	34	16	1F08	198162-62560	STEP (R)	NPC-3970	65	6	1I12	
				49	2	1G09	198162-62590	ACCEL PEDAL	NPC-3970	65	7	1I12
198133-22530	WASHER,RIVET	NPC-3970	34	17	1F08	198162-62610	RUBBER L,STEP	NPC-3970	65	8	1I12	
				49	3	1G09	198162-62620	RUBBER R,STEP	NPC-3970	65	9	1I12
198133-51350	GROMMET 38A	NPC-3970	59	16	1I04	198162-62630	FASTENER	NPC-3970	65	10	1I12	
198162-00510	PIPE,EXHAUST	NPC-3970	17	1	1E03	198162-62650	COVER L,FOOT	NPC-3970	65	11	1I12	
198162-00520	EXTENSION,END	NPC-3970	17	3	1E03	198162-65110	STRIPE L,SIDE	NPC-3970	68	2	1I15	
198162-00601	RADIATOR	NPC-3970	17	7	1E03	198162-65120	STRIPE R,SIDE	NPC-3970	68	3	1I15	
198162-00640	SUPPORT	NPC-3970	17	10	1E03	198162-85360	PLATE L,ROPS LOWER	NPC-3970	73	7	1J08	
198162-00660	PIPE 350,WATER DRAIN	NPC-3970	17	16	1E03	198163-00580	SUPPORT ASSY, L	NPC-3970	17	5	1E03	

PART NO.	DESCRIPTION	CATALOG NO.	GRP. NO.	REF. NO.	LOC NO.	PART NO.	DESCRIPTION	CATALOG NO.	GRP. NO.	REF. NO.	LOC NO.
198163-00590	SUPPORT ASSY, R	NPC-3970	17	6	1E03	198163-42850	HINGE, TOP LINK CMP	NPC-3970	51	11	1H03
198163-00770	STAY,SUC.EXTENS.PIPE	NPC-3970	17	23	1E03	198163-43310	PISTON W/RINGS	NPC-3970	53	1	1H05
198163-00850	LINK, ACCELERATOR	NPC-3970	18	1	1E04	198163-45610	SPRING,RELIEF VALVE	NPC-3970	55	2	1H07
198163-04500	CAP, FUEL OIL CMP	NPC-3970	19	5	1E05	198163-47360	LEVER,PRESS.CONTROL	NPC-3970	56	10	1H08
198163-04510	SEAL	NPC-3970	19	6	1E05	198163-47370	LEVER,DIFF.CONTROL	NPC-3970	56	11	1H08
198163-05300	GRILLE, FRONT CMP	NPC-3970	20	1	1E06	198163-48110	PIPE,HP	NPC-3970	57	3	1H10
198163-05310	GRILLE, FRONT	NPC-3970	20	2	1E06	198163-48220	PIPE, LOW PRESSURE F	NPC-3970	57	2	1H10
198163-05450	PLATE, KEEP	NPC-3970	20	12	1E06	198163-48280	PIPE, LOW PRESSURE R	NPC-3970	57	5	1H10
198163-15740	ARM, PITMAN C CMP	NPC-3970	31	29	1F03	198163-51310	STAY, RELAY	NPC-3970	17	27	1E03
198163-15800	WHEEL, STIRRING CMP	NPC-3970	31	37	1F03	198163-51510	HARNESSE, WIRE A E	NPC-3970	58	7	1I03
198163-15850	BUSHING 25*25	NPC-3970	31	31	1F03	198163-53050	STAY, LIGHT L CMP	NPC-3970	60	1	1I05
198163-21200	HOUSING ASSY, CLUTCH	NPC-3970	33	2	1F07	198163-53060	STAY, LIGHT R CMP	NPC-3970	60	2	1I05
198163-24140	COVER M,TRANSM.CS.RR	NPC-3970	35	4	1F09	198163-53070	SPRING, LIGHT	NPC-3970	60	3	1I05
198163-24320	PLATE	NPC-3970	35	28	1F09	198163-53190	STAY, SOCKET	NPC-3970	58	16	1I03
198163-25280	COLLAR	NPC-3970	36	5	1F10	198163-56300	PANEL ASSY, INSTRU.	NPC-3970	61	4	1I06
198163-25750	GEAR,COUNTER	NPC-3970	38	6	1F12	198163-61310	STAY, BATTERY CMP	NPC-3970	62	4	1I09
198163-26130	GEAR,PTO	NPC-3970	39	6	1F13	198163-61400	HOOK, BONNET CMP	NPC-3970	62	8	1I09
198163-27120	SHAFT H,FORK	NPC-3970	41	4	1F15	198163-61450	LINK, HOOK	NPC-3970	62	10	1I09
198163-27130	SHAFT L,FORK	NPC-3970	41	5	1F15	198163-61470	BAR, SUPPORT	NPC-3970	62	12	1I09
198163-27200	LEVER KIT,MAIN RANGE	NPC-3970	40	3	1F14	198163-61570	PLATE, AIR CUT	NPC-3970	63	8	1I10
198163-27270	LEVER,SUB-CHANGE	NPC-3970	41	18	1F15	198163-61640	COVER, DASH BOARD RE	NPC-3970	65	12	1I10
198163-27460	GUIDE P,CHANGE LEVER	NPC-3970	64	5	1I11	198163-62810	FRAME ASSY, STEP R	NPC-3970	65	13	1I12
198163-27510	BRACKET, LEVER	NPC-3970	40	8	1F14	198163-62960	COVER, MISSION FRONT	NPC-3970	65	15	1I12
198163-27520	SHAFT FORK,M.CHANGE	NPC-3970	40	9	1F14	198163-63100	SEAT ASY	NPC-3970	66	1	1I13
198163-27530	LEVER A,MAIN CHANGE	NPC-3970	40	11	1F14	198163-63310	BRACKET, SEAT	NPC-3970	66	2	1I13
198163-27540	COLLAR	NPC-3970	40	12	1F14	198163-63450	ADAPTER, SEAT	NPC-3970	66	3	1I13
			42	4	1F16	198163-65220	PLATE,RUBBER A	NPC-3970	68	7	1I15
198163-27560	SPRING	NPC-3970	40	14	1F14	198163-65230	PLATE,RUBBER B	NPC-3970	68	9	1I15
			42	5	1F16	198163-65240	PLATE,RUBBER C	NPC-3970	68	11	1I15
198163-27571	LEVER,MN CHANGE INNR	NPC-3970	40	15	1F14	198163-65250	PLATE,RUBBER D	NPC-3970	68	13	1I15
198163-27630	LEVER,MAIN CHANGE	NPC-3970	40	16	1F14	198163-65260	PLATE,RUBBER E	NPC-3970	68	14	1I15
198163-27770	LEVER,PTO,UPPER	NPC-3970	42	27	1F16	198163-65270	LABEL,MAIN CHANGE	NPC-3970	68	15	1I15
198163-27790	LEVER,P.T.O.LOWER	NPC-3970	42	12	1F16	198163-65300	LABEL,OPERATION G	NPC-3970	69	1	1I16
198163-27810	SHAFT,PTO FORK	NPC-3970	42	14	1F16	198163-65310	LABEL, SAFETY	NPC-3970	69	2	1I16
198163-27840	LEVER,P.T.O.INNER	NPC-3970	42	15	1F16	198163-65320	LABEL,MODEL NAME 140	NPC-3970	68	16	1I15
198163-27910	PIN	NPC-3970	40	18	1F14	198163-65340	DECAL, SMOKE	NPC-3970	68	17	1I15
			42	16	1F16	198163-65780	LABEL,BRAKE COUPLING	NPC-3970	69	3	1I16
198163-36100	HOLDER, BRAKE CMP	NPC-3970	50	1	1G10	198163-65930	CAUTION,MUFFLER	NPC-3970	69	4	1I16
198163-36150	ROD, BRAKE A CMP	NPC-3970	49	4	1G09	198163-65940	CAUTION,SAFETY COVER	NPC-3970	69	5	1I16
198163-36160	ROD, P.B LA CMP	NPC-3970	50	2	1G10	198163-75010	HITCH ASSY, REAR	NPC-3970	70	3	1J03
198163-36170	ROD, P.B LB CMP	NPC-3970	50	7	1G10	198163-75300	3-POINT HITCH ASSY	NPC-3970	71	1	1J04
198163-36180	ROD, P.B R CMP	NPC-3970	50	13	1G10	198163-75510	COVER, PTO GUARD	NPC-3970	70	1	1J03
198163-36210	ROD, BRAKE R.H	NPC-3970	49	7	1G09	198163-85150	FRAME ASSY, LOWER CL	NPC-3970	73	5	1J08
198163-36230	ROD, LINK B R	NPC-3970	50	5	1G10	198163-85250	FRAME ASSY, LOWER CR	NPC-3970	73	6	1J08
				10	1G10	198163-85670	PLATE(CN.P CMP	NPC-3970	73	8	1J08
198163-36240	ROD, LINK C R	NPC-3970	50	17	1G10	198163-85940	CAP,REAR VIEW MIRROR	NPC-3970	67	2	1I14
198163-36550	HOLDER, CAM LEVER A	NPC-3970	44	9	1G04	198163-85950	STAY, B.M CMP	NPC-3970	67	3	1I14
198163-36590	PLATE, HOOK	NPC-3970	44	10	1G04	198163-90220	OPERATOR'S MANUAL	NPC-3970	68	30	1I15
198163-36650	LEVER ASSY, CAM A	NPC-3970	50	21	1G10	198164-24510	PACKING,TRANSM.CASE	NPC-3970	35	30	1F09
198163-36710	LEVER, BRAKE CAM L	NPC-3970	50	23	1G10	198164-31340	GEAR ASSY,RING	NPC-3970	43	1	1G03
198163-36720	LEVER, BRAKE CAM R	NPC-3970	50	24	1G10	198164-33410	PINION,FINAL	NPC-3970	46	1	1G06
198163-37350	PEDAL ASSY, BRAKE L	NPC-3970	49	11	1G09	198164-33420	PINION, FINAL	NPC-3970	46	2	1G06
198163-37450	PEDAL ASSY, BRAKE R	NPC-3970	49	12	1G09	198164-33510	GEAR,FINAL	NPC-3970	46	5	1G06
198163-42810	PLATE, KEEP CMP	NPC-3970	51	9	1H03	198164-34300	TIRE 8-18 L KIT	NPC-3970	74	11	1J11

PART NO.	DESCRIPTION	CATALOG NO.	GRP. NO.	REF. NO.	LOC NO.	PART NO.	DESCRIPTION	CATALOG NO.	GRP. NO.	REF. NO.	LOC. NO.	
198164-34320	TIRE 8-18	NPC-3970	74	12	1J11	198165-75210	DRAWBAR	NPC-3970	72	4	1J05	
				17	1J11	198165-75250	CLEVIS (49)	NPC-3970	72	5	1J05	
198164-34330	TUBE	NPC-3970	74	13	1J11	198165-75260	SPACER,CLEVIS (49)	NPC-3970	72	6	1J05	
				18	1J11	198165-75720	PIN,DRAW-BAR	NPC-3970	72	11	1J05	
198164-34350	TIRE 8-18 R KIT	NPC-3970	74	16	1J11	198165-85960	BOLT M12X 45 PLATED	NPC-3970	56	38	1H08	
198164-65310	DECAL, SMOKE	NPC-3970	68	28	1I15	198167-48340	HOSE	NPC-3970	57	6	1H10	
198164-65320	LABEL,MODEL NAME 160	NPC-3970	68	29	1I15	198173-65210	LABEL; DRAWBAR	NPC-3970	72	2	1J05	
198164-90220	OPERATOR'S MANUAL	NPC-3970	68	31	1I15	198173-75100	DRAWBAR KIT. (49)	NPC-3970	72	1	1J05	
198165-01130	PLATE, FRICTION	NPC-3970	18	4	1E04	198174-85110	UPPER FRAME ; UNDER	NPC-3970	73	3	1J08	
198165-04380	RUBBER, 100X25X3	NPC-3970	59	1	1I04	198174-85120	UPPER FRAME ; UPPER	NPC-3970	73	4	1J08	
198165-13101	PINION, DRIVE KIT	NPC-3970	23	1	1E11	198174-85610	LAMP (A) ;LEFT	NPC-3970	60	10	1I05	
198165-13830	BUSH 25X1.5	NPC-3970	26	9	1E14	198174-85620	LAMP (A) ;RIGHT	NPC-3970	60	13	1I05	
198165-21450	DISC, CLUTCH	NPC-3970	33	17	1F07	198174-85630	LAMP (B) ;LEFT	NPC-3970	60	16	1I05	
198165-24330	SEAL TC254208,OIL	NPC-3970	35	29	1F09	198174-85640	LAMP (B) ;RIGHT	NPC-3970	60	19	1I05	
198165-24660	PLATE	NPC-3970	35	6	1F09	198174-85660	LAMP 10W-12V	NPC-3970	60	11	1I05	
198165-26270	BEARING TMB302	NPC-3970	39	9	1F13					14	1I05	
198165-27350	LEVER TUBE	NPC-3970	40	7	1F14					17	1I05	
				42	3	1F16				20	1I05	
198165-27360	LEVER TUBE	NPC-3970	41	20	1F15	198174-85670	LAMP 21W-12V	NPC-3970	60	12	1I05	
198165-32311	CARRIER,DIFFERENTIAL	NPC-3970	43	14	1G03					15	1I05	
198165-32610	HOUSING L,REAR AXLE	NPC-3970	44	3	1G04					18	1I05	
198165-32620	HOUSING R,REAR AXLE	NPC-3970	44	4	1G04					21	1I05	
198165-36180	PLATE	NPC-3970	50	19	1G10	198220-45340	COLLAR, VALVE SEAT	NPC-3970	55	1	1H07	
198165-36190	PIN	NPC-3970	50	20	1G10	198220-45350	COLLAR	NPC-3970	55	23	1H07	
198165-36220	ROD A	NPC-3970	50	6A	1G10	198220-45370	PLUG, SAFETY VALVE	NPC-3970	55	24	1H07	
				16	1G10	198220-45630	PLUG, RELIEF VALVE	NPC-3970	55	4	1H07	
198165-36250	ROD D	NPC-3970	50	11	1G10	198220-46400	SHIM PACK	NPC-3970	55	25	1H07	
198165-36350	SHAFT,CAM LEVER LH	NPC-3970	48	3	1G08	198220-62150	WASHER	NPC-3970	65	1	1I12	
198165-36450	SHAFT,CAM LEVER RH	NPC-3970	48	10	1G08	198220-62890	STOPPER	NPC-3970	65	14	1I12	
198165-36780	SHAFT,CAM LEVER	NPC-3970	50	25	1G10	198223-52150	SWITCH,BRAKE LAMP	NPC-3970	59	9	1I04	
198165-42120	PACKING,CYLINDER	NPC-3970	51	5	1H03	198223-52400	SWITCH	NPC-3970	61	14	1I06	
198165-51130	DIODE 3A	NPC-3970	58	8	1I03	198223-57110	REFLECTOR	NPC-3970	60	9	1I05	
198165-51160	FUSE 80A	NPC-3970	59	25	1I04	198223-57200	RELAY, FLASHER	NPC-3970	61	8	1I06	
198165-51310	BATTERY, 55B24RC	NPC-3970	59	2	1I04	198240-62451	RUBBER,STEP VIB'PRF.	NPC-3970	65	2	1I12	
198165-51421	CABLE, BATTER EARTH	NPC-3970	58	5	1I03	198290-32750	SEAL TC253506,OIL	NPC-3970	44	8	1G04	
198165-51450	COVER	NPC-3970	58	6	1I03	198327-47930	PLATE, LINK	NPC-3970	40	19	1F14	
198165-51550	HANES P,WIRE	NPC-3970	58	12	1I03	198421-00640	COCK COMP.,2-WAY	NPC-3970	17	11	1E03	
198165-52100	SWITCH,CMP LIGHTING	NPC-3970	61	1	1I06	198421-00650	BODY,2-WAY COCK	NPC-3970	17	12	1E03	
198165-52110	KNOB	NPC-3970	61	2	1I06	198421-00670	PIPE B,DRAIN	NPC-3970	17	18	1E03	
198165-52120	SEAL	NPC-3970	61	3	1I06	198421-00681	PIPE,SUC.EXTENSION	NPC-3970	17	19	1E03	
198165-52200	SWITCH,TURN	NPC-3970	59	12	1I04	198421-01110	LEVER,ACCELERATOR	NPC-3970	18	2	1E04	
198165-52250	SWITCH,HORN	NPC-3970	59	13	1I04	198421-01120	SHAFT,ACCELERATOR	NPC-3970	18	3	1E04	
198165-58010	CLAMP, BATTERY	NPC-3970	59	3	1I04	198421-01130	LINK,ACCELERAT.LEVER	NPC-3970	18	5	1E04	
198165-58120	ROD, BATTERY CLAMP	NPC-3970	59	4	1I04	198421-01140	PLATE,ACCELERAT.LOCK	NPC-3970	18	6	1E04	
198165-58130	COLLAR(10,5X13	NPC-3970	59	5	1I04	198421-01220	SPRING,FT.ACCEL.RTRN	NPC-3970	18	21	1E04	
				61	15	1I06	198421-01250	BOLT 6X40	NPC-3970	18	8	1E04
198165-61400	PIN	NPC-3970	20	15	1E06	198421-04400	HOSE,AIR VENT FUEL	NPC-3970	19	12	1E05	
198165-61810	SEAL,BONNET UPPER	NPC-3970	62	18	1I09	198421-04410	HOSE,FUEL UPPER	NPC-3970	19	13	1E05	
198165-61850	SPRING, BONNET	NPC-3970	62	19	1I09	198421-04420	HOSE,FUEL LOWER	NPC-3970	19	14	1E05	
198165-62410	BAR,ASHIST	NPC-3970	64	18	1I11	198421-04430	PIPE,FUEL OIL PAN	NPC-3970	19	4	1E05	
198165-65590	DECAL,CE	NPC-3970	68	23	1I15	198421-04440	HOSE 7X450,FUEL	NPC-3970	19	17	1E05	
198165-71150	RETEINER,UPPER LINK	NPC-3970	73	1	1J08	198421-04450	TUBE 13X100	NPC-3970	19	18	1E05	
198165-71161	GUIDE,RETEINER	NPC-3970	73	2	1J08	198421-12310	ROD COMP.,TIE	NPC-3970	22	1	1E10	
198165-75200	DRAWBAR,COMP	NPC-3970	72	3	1J05	198421-13120	GEAR 25T,FRONT	NPC-3970	23	2	1E11	

PART NO.	DESCRIPTION	CATALOG NO.	GRP. NO.	REF. NO.	LOC NO.	PART NO.	DESCRIPTION	CATALOG NO.	GRP. NO.	REF. NO.	LOC. NO.	
198421-13221	GEAR,DIFF.SIDE	NPC-3970	23	6	1E11	198421-31510	GEAR,DIFF.SIDE	NPC-3970	43	3	1G03	
198421-13240	SHAFT,DIFF.PINION	NPC-3970	23	8	1E11	198421-31530	CASE,DIFFERENTIAL	NPC-3970	43	5	1G03	
198421-13510	SHAFT L,FRONT 1ST	NPC-3970	25	1	1E13	198421-31550	LINER,DIFF.SIDE GEAR	NPC-3970	43	6	1G03	
198421-13520	SHAFT R,FRONT 1ST	NPC-3970	25	2	1E13	198421-32320	SHIM 0.1,DIF.CARRIER	NPC-3970	43	15	1G03	
198421-13530	GEAR,FRNT.1/2 SHAFT	NPC-3970	25	3	1E13	198421-32330	SHIM 0.3,DIF.CARRIER	NPC-3970	43	16	1G03	
			27	1	1E15	198421-32340	SHIM 0.5,DIF.CARRIER	NPC-3970	43	17	1G03	
198421-13630	COVER,FRNT.AXLE CASE	NPC-3970	25	9	1E13	198421-32630	PACKING,HOUSING	NPC-3970	44	5	1G04	
198421-13650	WASHER 25X34X1.2	NPC-3970	25	10	1E13	198421-32660	STOPPER,STEEL PLATE	NPC-3970	44	7	1G04	
198421-13710	CASE,FRONT GEAR	NPC-3970	26	1	1E14	198421-33110	SLIDER,DIFF.LOCK	NPC-3970	45	1	1G05	
198421-13730	BOX L,FRONT GEAR	NPC-3970	26	2	1E14	198421-33120	FORK,DIFF.LOCK SHIFT	NPC-3970	45	2	1G05	
198421-13740	BOX R,FRONT GEAR	NPC-3970	26	3	1E14	198421-33140	SPRING,DIFF.LOCK	NPC-3970	45	5	1G05	
198421-13750	SHIM 1.0,SUPPORT	NPC-3970	26	4	1E14	198421-33150	PIPE,VINYL	NPC-3970	45	6	1G05	
198421-13760	SUPPORT L,KING PIN	NPC-3970	26	5	1E14	198421-33170	SPACER 20X25X3.2	NPC-3970	45	7	1G05	
198421-13770	SUPPORT R,KING PIN	NPC-3970	26	7	1E14	198421-34110	SHAFT,REAR AXLE	NPC-3970	46	7	1G06	
198421-13810	SHAFT,FRONT 2ND	NPC-3970	27	2	1E15	198421-34950	TIRE 7-16	NPC-3970	47	3	1G07	
198421-13820	PINION,FRONT FINAL	NPC-3970	27	3	1E15					8	1G07	
198421-13830	COLLAR	NPC-3970	27	4	1E15	198421-34960	TUBE	NPC-3970	47	4	1G07	
198421-13910	SHAFT,FRONT INPUT	NPC-3970	28	1	1E16					9	1G07	
198421-13920	GEAR 1ST,FRONT	NPC-3970	28	2	1E16	198421-36310	ACTUATOR L	NPC-3970	48	1	1G08	
198421-14110	SPINDLE,FRONT	NPC-3970	29	3	1F01	198421-36321	PLATE 2.6P	NPC-3970	48	2	1G08	
198421-14120	GEAR,FRONT FINAL	NPC-3970	29	4	1F01					7	1G08	
198421-14130	CASE,FRONT BEARING	NPC-3970	29	5	1F01	198421-36380	PLATE 116,FRICITION	NPC-3970	48	4	1G08	
198421-14140	PACKING,BEARING CASE	NPC-3970	29	6	1F01					8	1G08	
198421-14610	COVER,SHAFT	NPC-3970	24	5	1E12	198421-36410	ACTUATOR (R)	NPC-3970	48	9	1G08	
198421-14620	BOOT,RUBBER	NPC-3970	24	6	1E12	198421-37511	SPRING,RETURN	NPC-3970	34	19	1F08	
198421-14630	COLLAR,RUBBER BOOT	NPC-3970	24	7	1E12					49	14	1G09
198421-15101	STEERING ASSY	NPC-3970	31	2	1F03	198421-37550	SHAFT,BRAKE PEDAL	NPC-3970	49	15	1G09	
198421-15110	BOX,GEAR	NPC-3970	31	3	1F03	198421-37750	SCREW,BRAKE ROD L	NPC-3970	49	8	1G09	
198421-15120	NUT COMP.,BALL	NPC-3970	31	4	1F03	198421-42102	CASE,HYDRAULIC CYL.	NPC-3970	51	1	1H03	
198421-15140	COLUMN COMPL.	NPC-3970	31	6	1F03	198421-42200	COVER CMP,EXT.TAKOUT	NPC-3970	75	6	1J12	
198421-15150	BUSH,COLUMN	NPC-3970	31	8	1F03	198421-42220	COVER,EXT.TAKE-OUT	NPC-3970	75	8	1J12	
198421-22110	SHAFT,MAIN DRIVE	NPC-3970	33	21	1F07	198421-43410	ROD,PISTON	NPC-3970	53	4	1H05	
198421-22151	SHAFT,RELEASE	NPC-3970	34	2	1F08	198421-44110	CRANK,LIFT	NPC-3970	53	5	1H05	
198421-22440	LEVER,CLUTCH LOCK	NPC-3970	34	13	1F08	198421-44211	SHAFT,LIFT	NPC-3970	53	6	1H05	
198421-24910	STRAINER,OIL	NPC-3970	35	34	1F09	198421-44230	LINER 30X55X3	NPC-3970	53	7	1H05	
198421-25231	GEAR 49,MAIN	NPC-3970	37	6	1F11	198421-44250	SLEEVE,LIFT SHAFT	NPC-3970	53	8	1H05	
198421-25250	GEAR 16,MAIN	NPC-3970	37	8	1F11	198421-44410	ARM,LIFT	NPC-3970	53	9	1H05	
198421-25800	WASHER 35X47X2.5,THR	NPC-3970	38	8	1F12	198421-45440	HOLDER, M.CHECK	NPC-3970	54	13	1H06	
198421-25810	COLLAR 25X36X4.5	NPC-3970	38	10	1F12	198421-46302	VALVE, STOP	NPC-3970	55	12	1H07	
198421-25820	COLLAR 32X41.5X1	NPC-3970	38	12	1F12	198421-48240	HOSE,LOW-PRES.RUBBER	NPC-3970	57	4	1H10	
198421-26371	SHAFT,UFO P.T.O.	NPC-3970	39	20	1F13	198421-52190	SWITCH,SAFETY	NPC-3970	59	11	1I04	
198421-26380	COLLAR 25.4X31.8X35	NPC-3970	39	21	1F13	198421-56600	GAUGE COMP.,FUEL	NPC-3970	61	5	1I06	
198421-27110	SPRING 38.4	NPC-3970	40	2	1F14	198421-56910	TUBE,PROTECTIVE	NPC-3970	61	7	1I06	
			41	3	1F15	198421-61380	URETHANE CS20X25X200	NPC-3970	62	7	1I09	
			42	2	1F16	198421-61460	FOAMS S,URETHANE	NPC-3970	62	11	1I09	
198421-27160	ARM,MAIN CHANGE	NPC-3970	41	8	1F15	198421-61470	FOAMS,BONNET URETHAN	NPC-3970	62	13	1I09	
198421-27170	CASE,MAIN CHANGE	NPC-3970	41	9	1F15	198421-61510	FOAM,SUC.PIPE URETHN	NPC-3970	62	16	1I09	
198421-27180	BOOT,RUBBER	NPC-3970	41	10	1F15	198421-61540	WASHER 6	NPC-3970	62	17	1I09	
198421-27190	SPINDLE 8X16	NPC-3970	41	11	1F15	198421-61620	BOLT 6X20	NPC-3970	63	11	1I10	
198421-27200	BUSH 17X19X15	NPC-3970	41	12	1F15	198421-62410	SPRING 12X100,TENS'N	NPC-3970	50	30	1G10	
198421-27220	PACKING,FORK SHFT.CS	NPC-3970	41	14	1F15					64	19	1I11
198421-27240	KNOB,MAIN CHG.LEVER	NPC-3970	40	6	1F14	198421-65030	MARK 50,"YANMAR"	NPC-3970	68	1	1I15	
			41	16	1F15	198421-72110	LINK R CMP,LIFT LOWR	NPC-3970	71	20	1J04	
198421-27521	ARM, SHIFT	NPC-3970	40	10	1F14	198421-72210	LINK ASSY, LIFT	NPC-3970	71	12	1J04	

PART NO.	DESCRIPTION	CATALOG NO.	GRP. NO.	REF. NO.	LOC. NO.	PART NO.	DESCRIPTION	CATALOG NO.	GRP. NO.	REF. NO.	LOC. NO.
198425-13610	CASE L,FRONT AXLE	NPC-3970	25	7	1E13	198435-25280	SPACER 30X20.2	NPC-3970	37	9	1F11
198425-13620	CASE R,FRONT AXLE	NPC-3970	25	8	1E13	198435-25310	SPACER 30X7.95	NPC-3970	37	10	1F11
198425-14750	WHEEL DC3.OODX10	NPC-3970	30	2	1F02	198435-25720	GEAR 26,COUNTER	NPC-3970	38	3	1F12
198425-16150	ROD B COMP.,DRAG	NPC-3970	32	1	1F04	198435-25730	COLLAR,COUNTR.SPLINE	NPC-3970	38	4	1F12
198425-22450	ROD L COMP.,CLUTCH	NPC-3970	34	14	1F08	198435-25741	GEAR 34,COUNTER	NPC-3970	38	5	1F12
198425-22480	ROD R COMP.,CLUTCH	NPC-3970	34	15	1F08	198435-25770	GEAR 17,COUNTER	NPC-3970	38	19	1F12
198425-22500	ROD KIT,CLUTCH	NPC-3970	75	2	1J12	198435-25790	GEAR 24,SLIDE	NPC-3970	38	7	1F12
198425-22510	PIN 7X16,FLUSH HEAD	NPC-3970	75	4	1J12	198435-25801	GEAR 38-56,SLIDE	NPC-3970	38	9	1F12
198425-24110	MISSION CASE	NPC-3970	35	3	1F09	198435-25810	BEARING HOLDER	NPC-3970	38	11	1F12
198425-25120	GEAR 18,MAIN DRIVE	NPC-3970	36	3	1F10	198435-26100	COLLAR,PTO DRV.SHAFT	NPC-3970	39	3	1F13
198425-27213	CASE,FORK SHAFT	NPC-3970	41	13	1F15	198435-26110	SHAFT,P.T.O.DRIVE	NPC-3970	39	4	1F13
198425-27230	COLLAR,FORK SHAFT CS	NPC-3970	41	15	1F15	198435-26120	GEAR 27,P.T.O.SLIDE	NPC-3970	39	5	1F13
198425-27290	O RING 35	NPC-3970	41	19	1F15	198435-26180	GEAR 30,P.T.O.DRIVE	NPC-3970	39	7	1F13
198425-32640	COVER,REAR AXLE	NPC-3970	44	6	1G04	198435-26192	COLLAR,SPLINE	NPC-3970	39	8	1F13
198425-34730	HUB, WHEEL	NPC-3970	46	8	1G06	198435-26320	GEAR 23,P.T.O.	NPC-3970	39	19	1F13
198425-34911	TIRE L CMP.,REAR WHL	NPC-3970	47	1	1G07	198435-27142	FORK, SHIFT	NPC-3970	41	6	1F15
198425-34921	TIRE R CMP.,REAR WHL	NPC-3970	47	6	1G07	198435-27151	FORK, SHIFT L	NPC-3970	41	7	1F15
198425-34931	WHEEL	NPC-3970	47	2	1G07	198435-27260	LEVER,SUB-CHG.LOWER	NPC-3970	41	17	1F15
198425-42220	COVER,HYD.CASE TOP	NPC-3970	52	1	1H04	198435-27551	FORK, SHIFT	NPC-3970	40	13	1F14
198431-34830	TUBE	NPC-3970	47	14	1G07	198435-27700	COLLAR,PTO FK.SHAFT	NPC-3970	42	7	1F16
198431-44510	ARM,FEEDBACK	NPC-3970	56	1	1H08	198435-27721	FORK, SHIFT	NPC-3970	42	8	1F16
198431-47320	ROD,CONTROL	NPC-3970	56	3	1H08	198435-27731	ARM,P.T.O. SHIFT	NPC-3970	42	9	1F16
198431-47330	PLATE	NPC-3970	56	4	1H08	198435-27740	ARM,P.T.O.	NPC-3970	42	10	1F16
198431-47340	PIN,CONTROL	NPC-3970	56	6	1H08	198435-27760	LINK,P.T.O.SHIFT	NPC-3970	42	11	1F16
198431-47350	WASHER	NPC-3970	56	8	1H08	198435-34720	WHEEL 5JA*16WDC	NPC-3970	47	12	1G07
198431-47390	ARM,POSITION SET	NPC-3970	56	13	1H08	198435-34730	TIRE L CMP.,RR.WHEEL	NPC-3970	47	11	1G07
198431-47400	ARM,DRAFT SET	NPC-3970	56	14	1H08	198435-34750	TIRE,8-16FL15	NPC-3970	47	13	1G07
198431-47420	BAR,POSITION CONTROL	NPC-3970	56	15	1H08	198435-34830	TIRE R CMP.,RR.WHEEL	NPC-3970	47	16	1G07
198431-47430	BAR,DRAFT CONTROL	NPC-3970	56	16	1H08	198435-45201	VALVE ASSY, CONTROL	NPC-3970	54	1	1H06
198431-47470	ARM,POS.FEEDBACK	NPC-3970	56	19	1H08	198435-47310	STOPPER, CONTROL	NPC-3970	56	2	1H08
198431-47480	ARM,DRAFT FEEDBACK	NPC-3970	56	20	1H08	198435-47350	KNOB,AUTO-ROTARY	NPC-3970	56	9	1H08
198431-47520	ROD,DRAFT FEEDBACK	NPC-3970	56	23	1H08	198435-47490	BASE,STOPF R	NPC-3970	56	21	1H08
198431-47750	BOLT,STOPPER WING	NPC-3970	64	10	1I11	198435-47530	ARM, CONTROL	NPC-3970	56	25	1H08
198431-47760	STOPPER,HYDRO.LEVER	NPC-3970	64	11	1I11	198435-47540	ARM, CONTROL	NPC-3970	56	26	1H08
198431-47830	ARM A,FEEDBACK	NPC-3970	56	33	1H08	198435-47550	LINK, CONTROL	NPC-3970	56	27	1H08
198431-47870	PLATE,FEEDBACK	NPC-3970	56	36	1H08	198435-47560	PLATE	NPC-3970	56	28	1H08
198435-14700	WHEEL DC4JA 12W	NPC-3970	30	15	1F02	198435-47580	PLATE B	NPC-3970	56	29	1H08
198435-16200	ROD, DRAG	NPC-3970	32	10	1F04	198435-47710	GUIDE,HYDRO.LEVER	NPC-3970	64	9	1I11
198435-16230	GREASE FITTING	NPC-3970	21	7	1E09	198435-65220	LABEL,N	NPC-3970	68	8	1I15
198435-24280	OIL CAP 33	NPC-3970	35	5	1F09	198435-65230	LABEL,P.T.O.	NPC-3970	68	10	1I15
198435-24290	GAUGE,OIL LEVEL	NPC-3970	35	27	1F09	198435-65240	LABEL,SUB-CHANGE	NPC-3970	68	12	1I15
198435-25110	INPUT SHAFT	NPC-3970	36	2	1F10	198435-75100	HINGE CMP.,LOWR.LINK	NPC-3970	71	32	1J04
198435-25130	COLLAR 20.8X25.4X19	NPC-3970	36	4	1F10	198435-75110	PIN,LOWER LINK HINGE	NPC-3970	71	34	1J04
198435-25210	SHAFT, MAIN	NPC-3970	37	4	1F11	198435-75200	CHAIN COMP.,CHECK	NPC-3970	71	35	1J04
198435-25220	GEAR 25-19-16,MAIN	NPC-3970	37	5	1F11	198435-75210	SUPPORTER,LINK CHAIN	NPC-3970	71	40	1J04
198435-25240	GEAR 31,MAIN	NPC-3970	37	7	1F11	198435-75220	COLLAR 23X30X27	NPC-3970	71	41	1J04
						198531-14720	WHEEL DC3.OO-12	NPC-3970	74	2	1J11
						198531-14740	TIRE 5.00-12	NPC-3970	74	3	1J11
						198531-14750	TUBE	NPC-3970	74	4	1J11

PART NO.	DESCRIPTION	CATALOG NO.	GRP. NO.	REF. NO.	LOC. NO.	PART NO.	DESCRIPTION	CATALOG NO.	GRP. NO.	REF. NO.	LOC. NO.
198531-34730	WHEEL W6-18	NPC-3970	74	15	1J11	22242-000250	CIRCLIP 25S	NPC-3970	48	11	1G08
				20	1J11	22242-000260	CIRCLIP 26	NPC-3970	24	2	1E12
22117-040000	WASHER 4	NPC-3970	13	40	1C16	22242-000350	CIRCLIP 35	NPC-3970	29	9	1F01
22117-080000	WASHER 8	NPC-3970	18	12	1E04	22242-000400	CIRCLIP 40	NPC-3970	46	14	1G06
				22	1E04	22252-000170	CIRCLIP 17	NPC-3970	33	27	1F07
				55	1H07				39	11	1F13
				63	1I10	22252-000200	CIRCLIP 20	NPC-3970	8	66	1C11
22137-080000	WASHER 8, POLISHED	NPC-3970	9	3	1C12	22252-000420	CIRCLIP 42	NPC-3970	35	31	1F09
				34	1F08	22252-000470	CIRCLIP 47	NPC-3970	26	13	1E14
				50	1G10	22252-000520	CIRCLIP 52	NPC-3970	25	13	1E13
				56	1H08	22252-000620	CIRCLIP 62(H)	NPC-3970	29	10	1F01
				40	1H08	22272-000040	CIRCLIP E- 4	NPC-3970	13	41	1C16
				41	1H08	22272-000060	CIRCLIP E- 6	NPC-3970	56	45	1H08
				42	1H08	22272-000150	CIRCLIP E-15	NPC-3970	40	22	1F14
				43	1H08				42	18	1F16
				62	1I09	22272-000190	CIRCLIP E-19	NPC-3970	49	21	1G09
22137-100000	WASHER 10, POLISHED	NPC-3970	50	32	1G10	22273-000190	CIRCLIP E-19	NPC-3970	31	32	1F03
22137-120000	WASHER 12, POLISHED	NPC-3970	50	33	1G10	22287-080000	LOCKING WASHER	NPC-3970	17	47	1E03
				56	1H08				41	23	1F15
22137-160000	WASHER 16, POLISHED	NPC-3970	46	12	1G06				56	46	1H08
22137-180000	WASHER 18	NPC-3970	40	20	1F14	22312-080160	PARALLEL PIN 8X 16	NPC-3970	35	13	1F09
				42	1F16	22312-080180	PARALLEL PIN 8X16	NPC-3970	44	11	1G04
22137-200000	WASHER 20, POLISHED	NPC-3970	50	34	1G10	22312-080200	PARALLEL PIN 8X20	NPC-3970	44	12	1G04
22157-060000	WASHER 6	NPC-3970	18	13	1E04	22312-080320	PARALLEL PIN 8X32	NPC-3970	44	13	1G04
				19	1E05	22312-080630	PIN 8X63	NPC-3970	35	14	1F09
				62	1I09	22351-030010	SPRING PIN 3X10	NPC-3970	8	51	1C11
22157-080000	WASHER 8	NPC-3970	40	21	1F14	22351-030014	SPRING PIN 3X14	NPC-3970	13	42	1C16
				42	1F16	22351-035025	SPRING PIN 3.5X25	NPC-3970	24	3	1E12
				64	1I11				40	23	1F14
22157-100000	WASHER 10	NPC-3970	18	14	1E04				42	19	1F16
22190-060003	SEAL WASER 6	NPC-3970	13	97	1C16	22351-035032	SPRING PIN 3.5X32	NPC-3970	50	36	1G10
22190-080002	SEAL WASHER 8S	NPC-3970	14	56	1D02	22351-035040	SPRING PIN 3.5X40	NPC-3970	34	7	1F08
22190-120002	SEAL WASHER 12	NPC-3970	3	8	1C05	22351-040010	SPRING PIN 4X10	NPC-3970	2	20	1C04
				13	1C16				13	50	1C16
22217-060000	SPRING WASHER 6	NPC-3970	34	6	1F08	22351-040012	SPRING PIN 4X12	NPC-3970	6	12	1C09
				71	1J04				55	18	1H07
22217-080000	SPRING WASHER 8	NPC-3970	35	12	1F09	22351-040024	SPRING PIN 4X24	NPC-3970	71	7	1J04
22217-100000	SPRING WASHER 10	NPC-3970	33	7	1F07	22351-040040	SPRING PIN 4X40	NPC-3970	43	10	1G03
				41	1F15	22351-050020	SPRING PIN 5X20	NPC-3970	41	24	1F15
				51	1H03				42	20	1F16
22217-120000	SPRING WASHER	NPC-3970	46	13	1G06	22351-050025	SPRING PIN 5X25	NPC-3970	41	25	1F15
				72	1J05				56	48	1H08
				73	1J08				49	1H08	
				10	1J08				50	1H08	
22217-140000	SPRING WASHER 14	NPC-3970	29	8	1F01	22351-050040	SPRING PIN 5X40	NPC-3970	45	8	1G05
22217-160000	SPRING WASHER 16	NPC-3970	31	21	1F03				53	11	1H05
				71	1J04	22351-060012	SPRING PIN 6X12	NPC-3970	4	26	1C06
22242-000100	CIRCLIP 10	NPC-3970	4	43	1C06	22351-060020	SPRING PIN 6X20	NPC-3970	25	14	1E13
22242-000200	CIRCLIP 20	NPC-3970	7	15	1C10				40	24	1F14
				23	1E11	22351-060025	SPRING PIN 6X25	NPC-3970	24	4	1E12
				28	1E16				40	25	1F14
				50	1G10				42	21	1F16
22242-000250	CIRCLIP 25S	NPC-3970	48	5	1G08	22351-060028	SPRING PIN 6X28	NPC-3970	55	28	1H07

PART NO.	DESCRIPTION	CATALOG NO.	GRP. NO.	REF. NO.	LOC. NO.	PART NO.	DESCRIPTION	CATALOG NO.	GRP. NO.	REF. NO.	LOC. NO.
22351-060032	SPRING PIN 6X32	NPC-3970	50	37	1G10	22512-070400	KEY 7X 40	NPC-3970	49	22	1G09
22351-060040	SPRING PIN 6X40	NPC-3970	34	8	1F08	22522-030130	WOODRUFF KEY 3X13	NPC-3970	56	58	1H09
			41	26	1F15	22551-050180	KEY 5X18	NPC-3970	38	13	1F12
22351-080016	SPRING PIN 8X16	NPC-3970	33	19	1F07	22551-070300	KEY 7X30	NPC-3970	39	12	1F13
22351-080020	SPRING PIN 8X20	NPC-3970	26	14	1E14	22695-320801	RIVET B 3.2X8.0	NPC-3970	20	5	1E06
			33	8	1F07	22857-500100	SCREW 5X10,TAPPING	NPC-3970	4	54	1C06
22351-080032	SPRING PIN 8X32	NPC-3970	45	9	1G05	22857-500160	SCREW 5X16	NPC-3970	60	22	1I05
22351-080040	SPRING PIN 8X40	NPC-3970	45	10	1G05	23000-048000	CLAMP 48	NPC-3970	24	8	1E12
22351-100025	SPRING PIN 10X25	NPC-3970	51	18	1H03	23000-054000	CLAMP 54	NPC-3970	5	18	1C08
22360-040000	SNAP PIN 4	NPC-3970	13	99	1C16	23000-070000	CLAMP 70	NPC-3970	24	9	1E12
22360-060000	SNAP PIN 6	NPC-3970	13	113	1C16	23010-030000	CLAMP 30	NPC-3970	57	8	1H10
22360-080000	SNAP PIN 8	NPC-3970	42	22	1F16						
			62	30	1I09	23010-050000	CLAMP 50	NPC-3970	17	49	1E03
				31	1I09	23065-070130	PIPE 7X 130	NPC-3970	11	30	1C14
22360-100000	SNAP PIN 10	NPC-3970	40	26	1F14	23065-090400	PIPE 9X400	NPC-3970	66	6	1I13
22360-140000	SNAP PIN 14	NPC-3970	71	15	1J04	23065-120500	PIPE, VINYL 12X 500	NPC-3970	4	1	1C06
				24	1J04	23080-012000	CLAMP 12	NPC-3970	17	50	1E03
				43	1J04	23414-140000	GASKET 14, ROUND	NPC-3970	14	58	1D02
22360-160000	SNAP PIN 16	NPC-3970	71	16	1J04	23414-140018	GASKET 14	NPC-3970	51	19	1H03
				25	1J04	23414-150000	PACKING -15	NPC-3970	56	59	1H09
22372-060000	SNAP PIN 6	NPC-3970	62	32	1I09	23414-170022	GASKET 17	NPC-3970	51	20	1H03
22372-080000	SNAP PIN (JASO 8)	NPC-3970	18	15	1E04	23414-180023	GASKET 18	NPC-3970	57	10	1H10
			56	51	1H08				75	9	1J12
				52	1H08	23414-200026	GASKET 20	NPC-3970	75	10	1J12
				53	1H08	23491-140002	PLUG 14	NPC-3970	35	15	1F09
				54	1H08				44	14	1G04
				55	1H09	23871-010000	PLUG PT1/8,SCREW	NPC-3970	51	2	1H03
			62	33	1I09				52	2	1H04
			65	16	1I12				54	22	1H06
22372-100000	SNAP PIN 10	NPC-3970	46	15	1G06	23871-020000	PLUG PT1/4,SCREW	NPC-3970	51	3	1H03
22417-160160	COTTER PIN 1.6X16	NPC-3970	18	16	1E04	23876-030000	PLUG PT3/8,SCREW	NPC-3970	4	14	1C06
				23	1E04					63	1C06
22417-200160	COTTER PIN 2.0X16	NPC-3970	56	56	1H09	23887-180000	PLUG 18	NPC-3970	75	11	1J12
			63	19	1I10	23887-200002	PLUG 20, HEX.	NPC-3970	75	12	1J12
			64	21	1I11	24101-060034	BALL BEARING	NPC-3970	28	4	1E16
22417-200200	COTTER PIN 2.0X20	NPC-3970	34	21	1F08	24101-060044	BALL BEARING #6004	NPC-3970	38	14	1F12
			75	5	1J12				39	13	1F13
22417-200320	COTTER PIN 2.0X32	NPC-3970	50	38	1G10	24101-060054	BALL BEARING	NPC-3970	23	9	1E11
22417-250250	COTTER PIN 2.5X25	NPC-3970	22	4	1E10				39	23	1F13
				8	1E10	24101-060060	BALL BEARING	NPC-3970	46	3	1G06
			32	4	1F04	24101-060064	BALL BEARING	NPC-3970	38	15	1F12
				8	1F04				43	11	1G03
				13	1F04	24101-060074	BALL BEARING	NPC-3970	23	10	1E11
			18	1F04					29	11	1F01
22417-250320	COTTER PIN 2.5X 32	NPC-3970	50	39	1G10				43	12	1G03
			56	57	1H09	24101-060080	BALL BEARING	NPC-3970	46	16	1G06
22487-060800	PIN	NPC-3970	62	34	1I09	24101-060084	BALL BEARING	NPC-3970	29	12	1F01
22487-080160	PIN 8X 16	NPC-3970	34	22	1F08	24101-062024	BALL BEARING	NPC-3970	23	5	1E11
22487-080240	PIN 8X 24	NPC-3970	50	40	1G10				28	5	1E16
22512-040120	KEY 4X 12	NPC-3970	7	8	1C10	24101-062034	BALL BEARING	NPC-3970	7	27	1C10
				25	1C10				37	13	1F11
			8	6	1C11	24101-062040	BALL BEARING	NPC-3970	46	4	1G06
			48	1C11	24101-062044	BALL BEARING #6204	NPC-3970	36	8	1F10	

PART NO.	DESCRIPTION	CATALOG NO.	GRP. NO.	REF. NO.	LOC NO.	PART NO.	DESCRIPTION	CATALOG NO.	GRP. NO.	REF. NO.	LOC NO.
24101-062044	BALL BEARING #6204	NPC-3970	39	14	1F13	24341-000500	O-RING 1A S-50.0	NPC-3970	35	36	1F09
24101-062060	BALL BEARING	NPC-3970	46	17	1G06	24351-020300	O-RING 1A 2030	NPC-3970	35	17	1F09
24101-063044	BALL BEARING	NPC-3970	25	4	1E13	24351-020400	O-RING 1A 2040	NPC-3970	53	14	1H05
24101-063054	BEARING #6305	NPC-3970	38	16	1F12	24372-000460	BACK UP RING T2 P	NPC-3970	53	3	1H05
24102-063034	BALL BEARING 6303U	NPC-3970	7	26	1C10	24421-173007	SEAL TC17 30 07, OIL	NPC-3970	25	18	1E13
24104-060044	BALL BEARING	NPC-3970	36	9	1F10	24421-173508	SEAL TC17 35 08, OIL	NPC-3970	35	33	1F09
24104-060054	BALL BEARING	NPC-3970	7	20	1C10	24421-284008	SEAL TC28 40 08, OIL	NPC-3970	35	18	1F09
24104-062044	BALL BEARING	NPC-3970	26	15	1E14	24421-304708	SEAL TC30 47 08, OIL	NPC-3970	26	16	1E14
24104-063034	BALL BEARING	NPC-3970	27	6	1E15	24550-012060	BUSH 12X 6	NPC-3970	56	62	1H09
24161-222610	NEEDLE BEARING	NPC-3970	38	17	1F12	24550-018100	BUSH 18X10	NPC-3970	40	5	1F14
24161-252910	NEEDLE BEARING	NPC-3970	39	15	1F13				42	25	1F16
24190-100001	BALL 5/16, STEEL	NPC-3970	40	27	1F14	24550-020150	BUSH 20X15	NPC-3970	50	22	1G10
			41	27	1F15	24550-020200	BUSH 20X20	NPC-3970	33	3	1F07
			42	23	1F16	24550-040300	BUSH 40X30	NPC-3970	51	4	1H03
24190-160001	BALL 1/2	NPC-3970	48	6	1G08	24761-040000	NIPPLE B, GREASE	NPC-3970	33	4	1F07
				12	1G08					9	1F07
24311-000050	O-RING 1A P-5.0	NPC-3970	54	10	1H06				34	23	1F08
24311-000090	O-RING 1A P-9.0	NPC-3970	56	60	1H09				49	19	1G09
24311-000110	O-RING 1A P-11.0	NPC-3970	45	11	1G05	24761-060000	NIPPLE MT6X1, GREASE	NPC-3970	22	5	1E10
24311-000120	O-RING 1A P 12.0	NPC-3970	4	5	1C06					9	1E10
			54	23	1H06				32	5	1F04
			55	10	1H07					9	1F04
				19	1H07					14	1F04
				29	1H07	26013-060302	BOLT M 6X 30	NPC-3970	57	13	1H10
24311-000125	O-RING 1A P-12.5	NPC-3970	40	28	1F14	26013-060402	BOLT M 6X 40	NPC-3970	57	14	1H10
			42	24	1F16	26013-080122	BOLT M 8X 12	NPC-3970	33	10	1F07
24311-000140	O-RING 1A P-14.0	NPC-3970	54	11	1H06				58	18	1I03
24311-000150	O-RING 1A P-15.0	NPC-3970	13	118	1D01	26013-080162	BOLT W/WASHER M8X16	NPC-3970	33	11	1F07
24311-000160	O-RING 1A P-16.0	NPC-3970	35	16	1F09					20	1F07
			44	15	1G04				50	41	1G10
			45	12	1G05				59	17	1I04
24311-000180	O-RING 1A P-18.0	NPC-3970	25	15	1E13	26013-080202	BOLT W/WASHER M8X20	NPC-3970	21	8	1E09
			35	32	1F09				31	22	1F03
			55	11	1H07				35	37	1F09
				30	1H07				40	29	1F14
24311-000200	O-RING 1A P-20.0	NPC-3970	9	9	1C12				44	16	1G04
			56	61	1H09				66	8	1I13
			57	11	1H10	26013-080252	BOLT M 8X 25	NPC-3970	33	12	1F07
24311-000220	O-RING 1A P-22.0	NPC-3970	57	12	1H10				40	30	1F14
24311-000224	O-RING 1A P-22.4	NPC-3970	53	12	1H05				52	4	1H04
24311-000320	O-RING 1A P-32.0	NPC-3970	2	14	1C04	26013-080552	BOLT M 8X 55	NPC-3970	41	28	1F15
24311-240100	O-RING 1A P-10A	NPC-3970	17	41	1E03	26013-080652	BOLT M 8X 65	NPC-3970	17	51	1E03
24315-000070	O-RING 1B P-7.0	NPC-3970	54	24	1H06	26013-080702	BOLT M 8X 70	NPC-3970	35	19	1F09
24315-000100	O-RING 1B P-10.0	NPC-3970	55	20	1H07	26013-100202	BOLT W/WASHER M10X20	NPC-3970	50	42	1G10
24315-000110	O-RING 1B P-11.0	NPC-3970	52	3	1H04				67	4	1I14
			54	25	1H06	26013-100252	BOLT W/WASHER M10X25	NPC-3970	21	2	1E09
24315-000460	PACKING	NPC-3970	53	2	1H05				53	15	1H05
24321-000500	O-RING 1A G-50.0	NPC-3970	25	16	1E13	26013-100302	BOLT M10X 30	NPC-3970	25	19	1E13
24321-001150	O-RING 1A G-115.0	NPC-3970	25	17	1E13				26	17	1E14
24341-000070	O-RING 1A S-7.0	NPC-3970	13	51	1C16					18	1E14
24341-000112	O-RING 1A S-11.2	NPC-3970	54	12	1H06	26013-100402	BOLT M10X 40	NPC-3970	44	17	1G04
24341-000240	O-RING 1A S-24.0	NPC-3970	2	38	1C04					18	1G04
24341-000280	O-RING 1A S-28.0	NPC-3970	13	59	1C16	26013-100502	BOLT M10X 50	NPC-3970	44	19	1G04
24341-000315	O-RING 1A S-31.5	NPC-3970	53	13	1H05	26013-100552	BOLT M10X 55	NPC-3970	44	20	1G04



PART NO.	DESCRIPTION	CATALOG NO.	GRP. NO.	REF. NO.	LOC NO.	PART NO.	DESCRIPTION	CATALOG NO.	GRP. NO.	REF. NO.	LOC. NO.
26013-100652	BOLT 10X65 W/SP.WSHR	NPC-3970	44	21	1G04	26018-080202	BOLT M 8X 20	NPC-3970	66	10	1I13
26013-120302	BOLT W/WASHER M12X30	NPC-3970	50	43	1G10	26018-080252	BOLT M8X 25	NPC-3970	64	23	1I11
			70	4	1J03				66	11	1I13
26014-060202	BOLT M 6X 20	NPC-3970	2	41	1C04					12	1I13
26014-080252	BOLT M 8X 25	NPC-3970	16	32	1D04	26018-080452	BOLT 8X 45	NPC-3970	41	33	1F15
26016-060122	BOLT M 6X 12	NPC-3970	20	16	1E06	26022-040082	SCREW M 4X 8	NPC-3970	12	44	1C15
26016-060162	BOLT M 6X 16	NPC-3970	56	63	1H09	26023-040202	SCREW M 4X 20	NPC-3970	60	23	1I05
26016-060302	BOLT M 6X 30	NPC-3970	61	12	1I06	26023-050122	SCREW M 5X 12	NPC-3970	20	17	1E06
26016-080122	BOLT M 8X 12	NPC-3970	56	64	1H09	26023-050162	SCREW M 5X 16	NPC-3970	60	24	1I05
26016-080162	BOLT M 8X 16	NPC-3970	62	36	1I09	26023-050352	SCREW M 5X 35	NPC-3970	59	19	1I04
				37	1I09	26033-040102	SCREW M 4X 10	NPC-3970	12	45	1C15
26016-080202	BOLT M 8X 20	NPC-3970	35	20	1F09	26076-120402	BOLT 10.9 12X 4	NPC-3970	73	11	1J08
			56	65	1H09	26106-060102	BOLT M 6X 10 PLATED	NPC-3970	13	52	1C16
				66	1H09	26106-060122	BOLT M 6X 12 PLATED	NPC-3970	1	27	1C03
				67	1H09				3	11	1C05
				68	1H09				5	19	1C08
			62	38	1I09				7	16	1C10
				39	1I09				10	27	1C13
			63	20	1I10				11	36	1C14
26016-080252	BOLT M 8X 25	NPC-3970	29	13	1F01					37	1C14
			35	21	1F09	26106-060162	BOLT M 6X 16 PLATED	NPC-3970	2	8	1C04
			41	29	1F15					39	1C04
				30	1F15				5	3	1C08
26016-080302	BOLT M 8X 30	NPC-3970	25	20	1E13				7	28	1C10
26016-080402	BOLT M 8X 40	NPC-3970	41	31	1F15	26106-060182	BOLT M 6X 18 PLATED	NPC-3970	11	19	1C14
26016-080502	BOLT M 8X 50	NPC-3970	17	52	1E03	26106-060222	BOLT M 6X 22 PLATED	NPC-3970	3	5	1C05
26016-080552	BOLT M8X55	NPC-3970	41	37	1F15	26106-060282	BOLT M 6X 28 PLATED	NPC-3970	5	4	1C08
26016-100202	BOLT	NPC-3970	18	17	1E04	26106-060302	BOLT M 6X 30 PLATED	NPC-3970	2	9	1C04
26016-100252	BOLT M10X 25	NPC-3970	31	34	1F03				9	10	1C12
26016-100352	BOLT M10X 35	NPC-3970	51	21	1H03	26106-060402	BOLT M 6X 40 PLATED	NPC-3970	2	10	1C04
26016-100452	BOLT M10X 45	NPC-3970	51	22	1H03				11	35	1C14
26018-060162	BOLT M6X16	NPC-3970	17	53	1E03	26106-060452	BOLT M 6X 45 PLATED	NPC-3970	3	10	1C05
				58	1E03	26106-060502	BOLT M 6X 50 PLATED	NPC-3970	2	11	1C04
			59	18	1I04	26106-060652	BOLT M 6X 65 PLATED	NPC-3970	2	12	1C04
			70	2	1J03	26106-060702	BOLT M 6X 70 PLATED	NPC-3970	13	114	1C16
26018-080162	BOLT M 8X 16	NPC-3970	17	54	1E03	26106-080122	BOLT M 8X 12 PLATED	NPC-3970	4	4	1C06
			60	26	1I05				5	20	1C08
			63	21	1I10	26106-080162	BOLT M 8X 16 PLATED	NPC-3970	16	1	1D04
			64	22	1I11	26106-080352	BOLT M 8X 35 PLATED	NPC-3970	6	9	1C09
			66	9	1I13	26106-080402	BOLT M 8X 40 PLATED	NPC-3970	11	14	1C14
26018-080202	BOLT M 8X 20	NPC-3970	17	55	1E03	26106-080452	BOLT M 8X 45 PLATED	NPC-3970	4	45	1C06
			40	31	1F14				11	13	1C14
			41	32	1F15	26106-080702	BOLT M 8X 70 PLATED	NPC-3970	9	4	1C12
			42	26	1F16				35	22	1F09
			57	1	1H10	26106-100402	BOLT M10X 40 PLATED	NPC-3970	15	1	1D03
			62	29	1I09	26106-100452	BOLT M10X 45 PLATED	NPC-3970	16	30	1D04
			63	22	1I10	26116-050102	BOLT M 5X 10 PLATED	NPC-3970	13	100	1C16
			65	17	1I12	26116-060162	BOLT 6X16	NPC-3970	54	6	1H06
				18	1I12	26116-060252	BOLT 6X25	NPC-3970	19	11	1E05
				19	1I12	26116-080202	BOLT M 8X 20 PLATED	NPC-3970	38	18	1F12
				20	1I12	26116-080304	BOLT M8 X 30 PLATED	NPC-3970	41	34	1F15
				21	1I12	26116-080402	BOLT M 8X 40 PLATED	NPC-3970	18	24	1E04
				22	1I12	26116-080552	BOLT 8X55	NPC-3970	56	69	1H09
			66	5	1I13	26116-080804	BOLT M 8X 80 PLATED	NPC-3970	56	70	1H09

PART NO.	DESCRIPTION	CATALOG NO.	GRP. NO.	REF. NO.	LOC NO.	PART NO.	DESCRIPTION	CATALOG NO.	GRP. NO.	REF. NO.	LOC NO.
26116-081052	BOLT M 8X105 PLATED	NPC-3970	17	56	1E03	26737-160002	NUT M16	NPC-3970	31	24	1F03
26116-081302	BOLT M 8X130 PLATED	NPC-3970	9	5	1C12	26756-060002	LOCK NUT 6	NPC-3970	4	38	1C06
26116-100122	BOLT M10X 12 PLATED	NPC-3970	41	35	1F15					42	1C06
26116-100352	BOLT 10X35	NPC-3970	33	13	1F07				13	103	1C16
26116-121302	BOLT M12X130 PLATED	NPC-3970	72	8	1J05				54	7	1H06
			73	12	1J08	26756-140002	LOCK NUT M14 PLATED	NPC-3970	71	45	1J04
26156-100162	BOLT M10X16	NPC-3970	43	13	1G03	26756-180002	LOCK NUT M18 PLATED	NPC-3970	71	26	1J04
26156-120252	BOLT M12X 25 PLATED	NPC-3970	46	18	1G06	26756-240002	LOCK NUT M24 PLATED	NPC-3970	71	9	1J04
26156-140252	BOLT M14X 25 PLATED	NPC-3970	29	14	1F01	26776-120002	LOCK NUT M12 PLATED	NPC-3970	59	10	1I04
26206-100202	BOLT M10X20	NPC-3970	3	14	1C05	26857-060002	NUT	NPC-3970	13	56	1C16
26206-100252	BOLT M10X25	NPC-3970	3	15	1C05	27221-050080	PLUG 5X 8	NPC-3970	4	15	1C06
26226-080252	STUD M 8X 25 PLATED	NPC-3970	35	23	1F09					64	1C06
26226-080652	STUD M 8X 65 PLATED	NPC-3970	35	24	1F09	27221-060100	PLUG 6X10	NPC-3970	1	16	1C03
26226-100252	STUD M10X 25 PLATED	NPC-3970	35	25	1F09	27241-100000	PLUG 10	NPC-3970	1	17	1C03
26306-080002	NUT	NPC-3970	4	46	1C06	27241-250000	PLUG 25	NPC-3970	1	18	1C03
			6	8	1C09	27241-300000	PLUG 30	NPC-3970	1	19	1C03
			9	6	1C12	27241-350000	PLUG 35	NPC-3970	4	16	1C06
26356-120002	U-NUT M12	NPC-3970	31	35	1F03					65	1C06
26366-060002	NUT M 6	NPC-3970	2	35	1C04	27310-055000	COTTER	NPC-3970	4	25	1C06
26450-060202	BOLT M 6X 20	NPC-3970	10	12	1C13					70	1C06
26450-080252	BOLT M 8X 25	NPC-3970	54	27	1H06	29311-092000	GROMMET 8.5X2.0	NPC-3970	62	35	1I09
26557-050122	SCREW M 5X 12	NPC-3970	61	13	1I06	29311-252000	GROMMET 25.0X2.0	NPC-3970	63	23	1I10
26557-060102	SCREW 6X10	NPC-3970	71	8	1J04	29321-251160	GROMMET, 25X1.0X160	NPC-3970	65	23	1I12
26587-080102	SCREW M 8X 10	NPC-3970	7	29	1C10	29420-100000	HUSE	NPC-3970	58	9	1I03
26716-050002	NUT M 5	NPC-3970	59	20	1I04				59	22	1I04
			60	27	1I05	29420-150000	HUSE	NPC-3970	58	10	1I03
26716-060002	NUT 6	NPC-3970	34	9	1F08				59	23	1I04
			59	6	1I04	29420-200000	HUSE	NPC-3970	58	11	1I03
26716-080002	NUT M 8	NPC-3970	17	57	1E03				59	24	1I04
			18	18	1E04	7T6963-01100	LIK-ASSY, TOP T-710	NPC-3970	71	2	1J04
			25		1E04	7T6964-18300	BOLT W/WASHER 10* 30	NPC-3970	71	10	1J04
			33	14	1F07	7T6964-18400	LINK R ASSY., LIFT	NPC-3970	71	17	1J04
			34	24	1F08	7T6964-18600	LINK ASSY., LOWER	NPC-3970	71	27	1J04
			35	26	1F09	719255-53100	FUEL INJECT. VALVE AS	NPC-3970	14	1	1002
			41	36	1F15	719260-02870	MAIN BEARING US=0.25	NPC-3970	1	31	1C03
			49	9	1G09	719260-11650	ARM ASSY, ROCKER	NPC-3970	4	35	1C06
			20		1G09	719260-11660	ARM ASSY, ROCKER	NPC-3970	4	39	1C06
			50	6	1G10	719260-11700	HEAD ASSY, CYLINDER	NPC-3970	4	7	1C06
			12		1G10	719260-21700	CRANKSHAFT ASSY	NPC-3970	8	1	1C11
			18		1G10	719260-23600	BEARING, CRANKPIN	NPC-3970	8	33	1C11
			56	71	1H09	719260-23610	BEARING, PIN U.S=0.25	NPC-3970	8	41	1C11
			72		1H09					73	1C11
			73		1H09	719265-01560	BLOCK ASSY, CYLINDER	NPC-3970	1	2	1C03
			74		1H09	719270-01560	BLOCK ASSY, CYLINDER	NPC-3970	1	1	1C03
26716-100002	NUT 10	NPC-3970	33	15	1F07	719270-22501	RING SET	NPC-3970	8	19	1C11
			16		1F07	719270-22541	RING SET 0.S=0.25	NPC-3970	8	37	1C11
			51	23	1H03	719270-22820	PISTON W/RING OS=.25	NPC-3970	8	35	1C11
			55	21	1H07	719668-51700	FIE(SERVICE ASSY	NPC-3970	12	1	1C15
26716-120002	NUT 12	NPC-3970	18	19	1E04	794130-71410	PIN ASSY,BALL SOCKET	NPC-3970	71	29	1J04
			72	9	1J05					31	1J04
			73	13	1J08					33	1J04
26716-160002	NUT M16	NPC-3970	71	44	1J04	798163-05370	COVER ASSY, LOWER R	NPC-3970	20	7	1E06
26717-080002	NUT 8	NPC-3970	31	23	1F03	798163-05380	COVER ASSY, LOWER L	NPC-3970	20	6	1E06
26736-120002	NUT M12	NPC-3970	13	115	1C16	798163-11110	BRACKET ASSY, AXLE	NPC-3970	21	1	1E09

PART NO.	DESCRIPTION	CATALOG NO.	GRP. NO.	REF. NO.	LOC. NO.	PART NO.	DESCRIPTION	CATALOG NO.	GRP. NO.	REF. NO.	LOC. NO.
798163-61120	BONNET ASSY	NPC-3970	62	2	1I09						
798163-61540	STAY, DASHBOARD	NPC-3970	63	4	1I10						
798163-61620	DASHBOARD	NPC-3970	63	10	1I10						
798163-62320	FENDER ASSY, R	NPC-3970	64	17	1I11						
798163-62670	COVER, FOOT R	NPC-3970	65	12	1I12						
798425-14700	TIRE, FRONT L.H. KIT	NPC-3970	30	1	1F02						
798425-14830	FRONT TIRE R.H. KIT	NPC-3970	30	6	1F02						
798435-12800	TIRE, FRONT L.H. KIT	NPC-3970	30	11	1F02						
798435-12900	FRONT TIRE R.H. KIT	NPC-3970	30	16	1F02						
798531-14710	TIRE, FRONT L.H. KIT	NPC-3970	74	1	1J11						
798531-14810	FRONT TIRE R.H. KIT	NPC-3970	74	6	1J11						



**YANMAR AGRICULTURAL EQUIPMENT CO.,LTD.**

1-32, Chayamachi, Kita-ku, OSAKA 530-8321, JAPAN

Tel:06-6376-6348